

SAN ANTONIO RIVER AUTHORITY

Quarterly Investment Report

AS OF SEPTEMBER 30, 2025



MEEDER

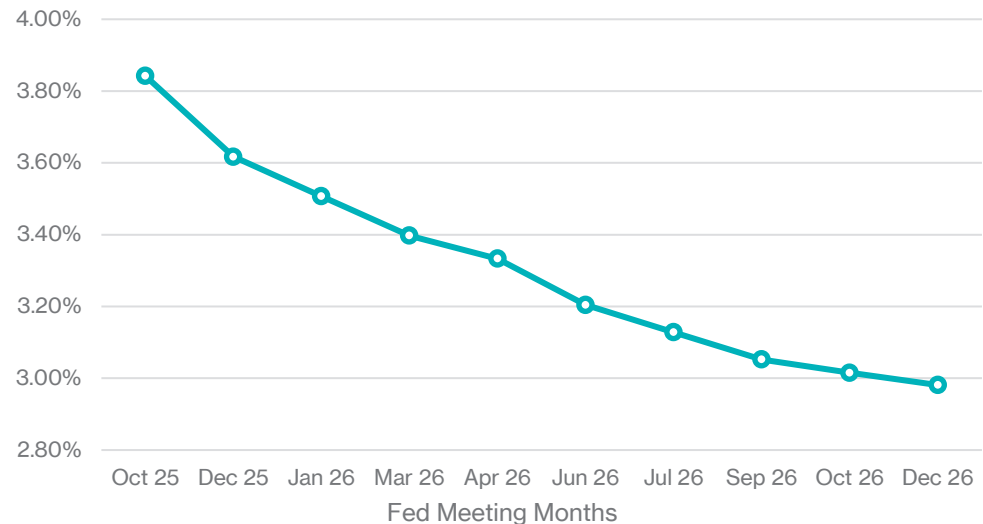
PUBLIC FUNDS

OBSERVATIONS AND EXPECTATIONS

- Fed lowered the Fed Funds rate by .25% at the September 17th meeting
- Labor market continued to show signs of slowing as 22,000 jobs were created in September
- U.S. Treasury rates were generally lower for the month of September
- GDP rebounded in Q2 to 3.8% from the tariff-induced decline of -0.5% in Q1
- Atlanta Fed's GDPNow forecast is projecting a 3.9% GDP for Q3
- The futures market and the Fed are expecting two more .25% cuts this year; more cuts in 2026

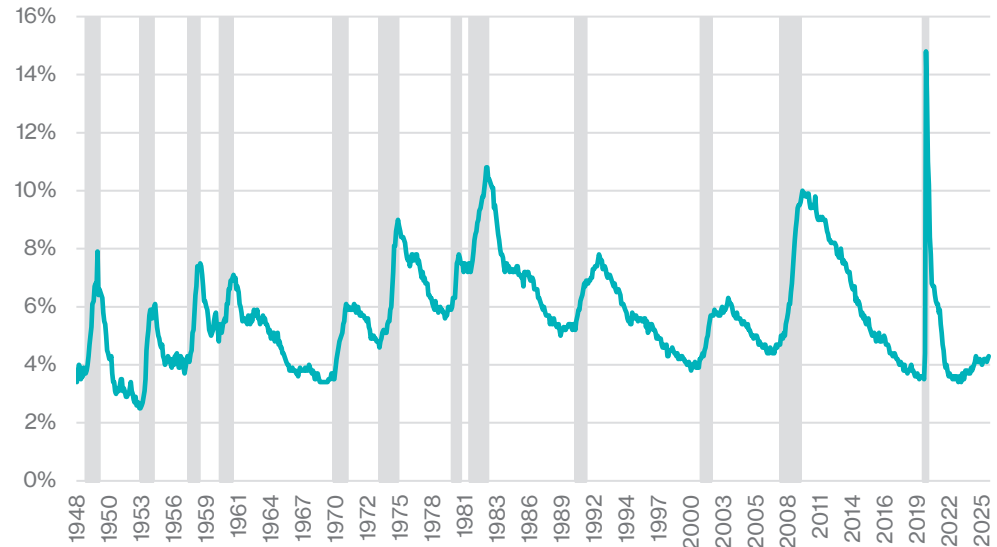
- The Fed Funds futures market is expecting the Fed Funds rate to end 2025 at about 3.6% and 2026 at approximately 3.0%.
- The Fed is watching both of their mandates (employment and inflation) closely to determine the path of Fed Funds. They say the risk is more tilted to slower job growth.

Fed Funds Futures Yields



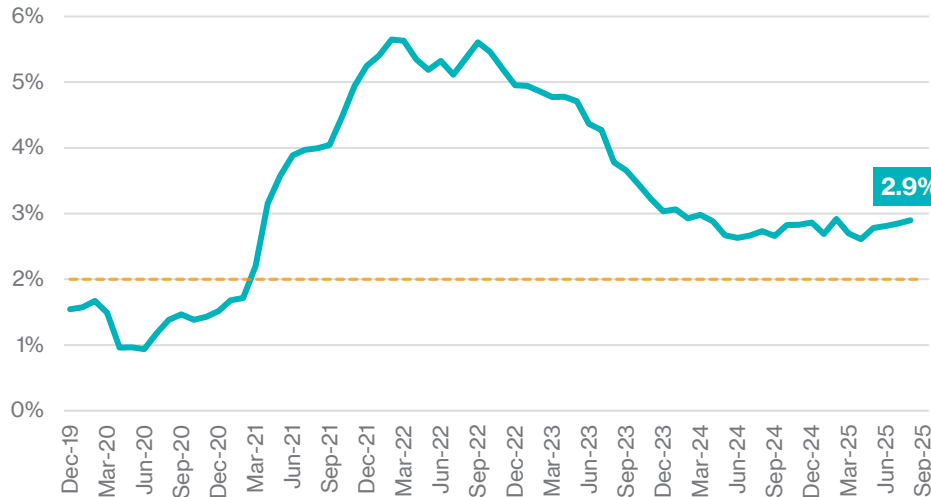
- The current unemployment rate of 4.3% has moved up from earlier this year but remains low by historical standards.
- Lower immigration during 2025 has clouded the conclusions from lower nonfarm payrolls.
- Economists estimate not as many jobs are needed as compared to the previous few years to keep the unemployment rate low.

U.S. Unemployment Rate



SOURCES: BLOOMBERG

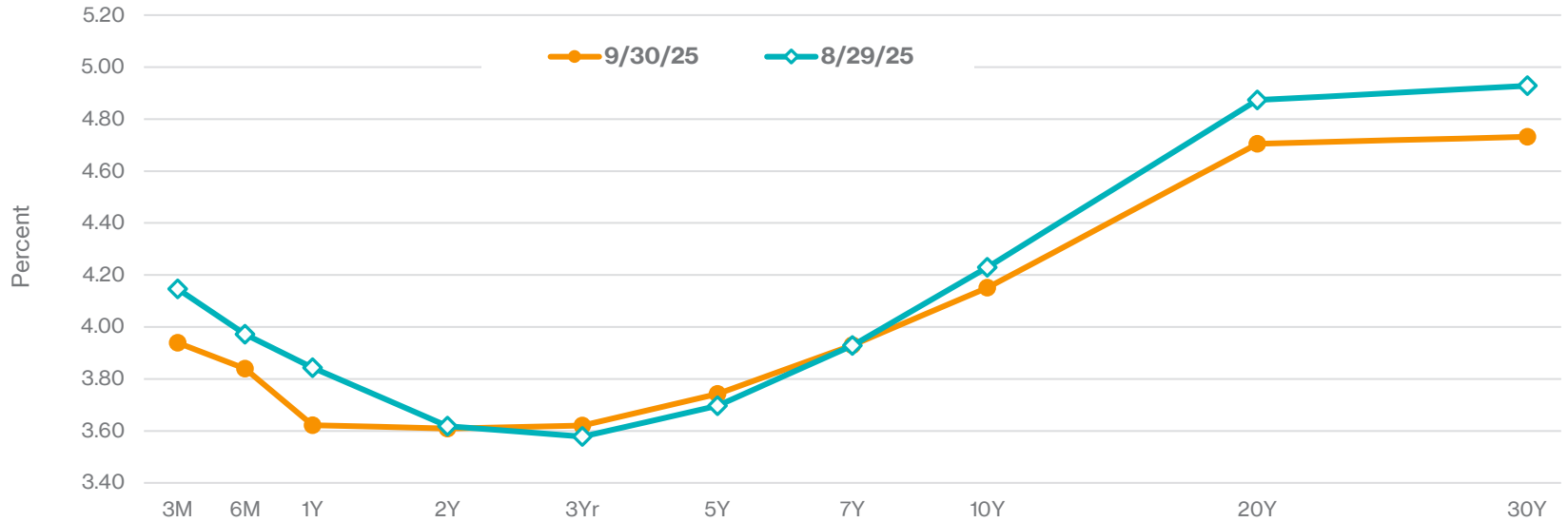
Core PCE YoY



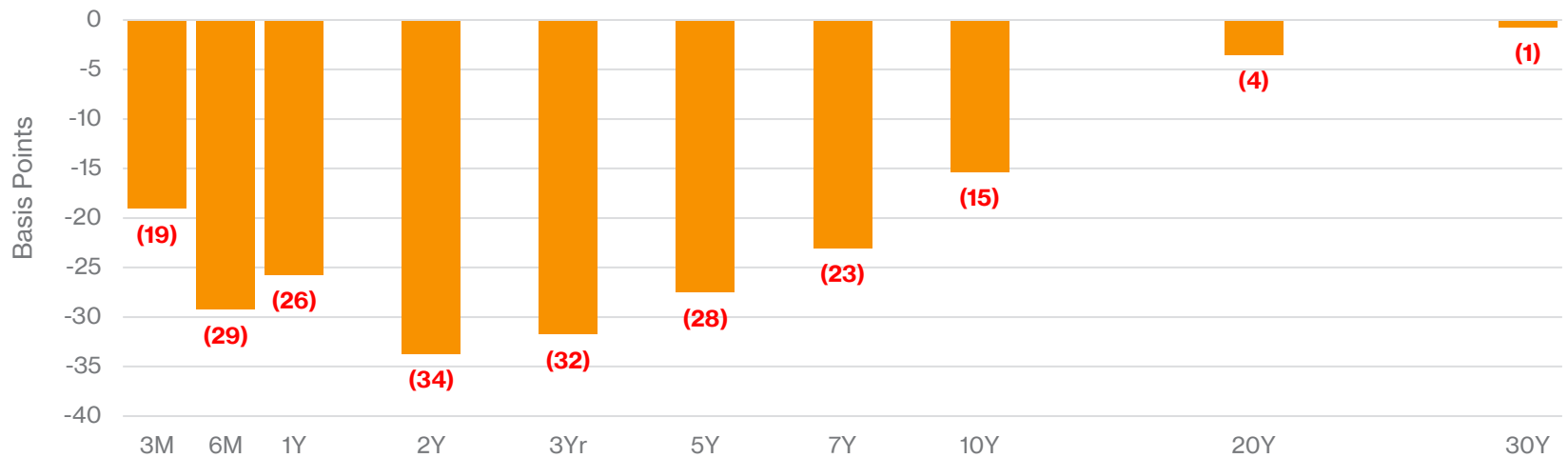
- Core Personal Consumption Expenditure YoY is the Fed's preferred inflation gauge.
- Core excludes food and energy components, which generally make the series less volatile.
- Core PCE YoY is currently at 2.9% and has been above the Fed's 2% target for 54 consecutive months.

SOURCES: BLOOMBERG

U.S. Treasury Yield Curve Change



Basis Point Change



SOURCES: BLOOMBERG



Compliance Certification

The undersigned acknowledge they have reviewed this quarterly investment report for the period ending September 30, 2025. Officials designated as investment officers by this entity's Investment Policy attest that all investments comply with the Texas Public Funds Investment Act and this entity's Investment Policy.

Rick Trefzer, Deputy General Manager

Shaena Cannon, Accounting Officer

Contents

Portfolio Statistics	7
Quarterly Portfolio Summary	8
Quarterly Portfolio Summary By Fund	9
Portfolio Overview	10
Summary by Type	11
Position Statement	12
Cash Reconciliation Report	14
Transaction Statement	16
Amortization Schedule	17
Accrued Interest Schedule	19
Earnings by Fund	21
Projected Cashflows	23
Change in Value	26



Portfolio Statistics

3.79

Weighted Average Yield to Maturity

1.46

Weighted Average Maturity (Years)

1.38

Portfolio Effective Duration (Years)

1.46

Weighted Average Life (Years)

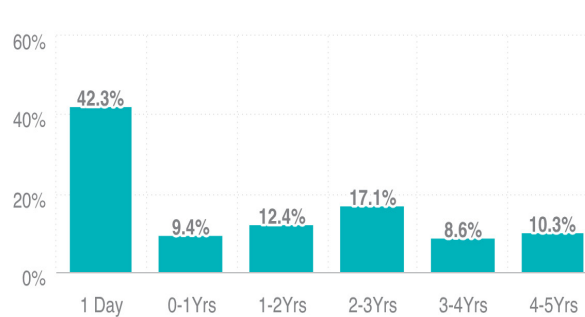
AA+

Average Credit Rating

Portfolio Position

Par Value	\$199,821,331
Principal Cost	\$199,403,207
Book Value	\$199,625,299
Market Value	\$199,922,347
Unrealized Gain/Loss	\$297,047
Accrued Interest	\$728,894

Maturity Distribution



Sector Allocation



● LGIP	40.36%
● U.S. Treasuries	36.49%
● U.S. Agencies	21.24%
● Bank Deposits	1.90%

Quarterly Portfolio Summary

This quarterly report is prepared in compliance with the Investment Policy and the Strategy of this entity and the Public Funds Investment Act (Chapter 2256, Texas Government Code).

Portfolio as of June 30, 2025

BEGINNING BOOK VALUE	\$201,642,548.18
BEGINNING MARKET VALUE	\$201,684,928.40
UNREALIZED GAIN/(LOSS)	\$42,380.22
WEIGHTED AVERAGE MATURITY (YEARS)	0.95
WEIGHTED AVERAGE YIELD	3.84

Portfolio as of September 30, 2025

ENDING BOOK VALUE	\$199,625,299.11
ENDING MARKET VALUE	\$199,922,346.54
INVESTMENT INCOME FOR THE PERIOD	\$1,923,618.91
UNREALIZED GAIN/(LOSS)	\$297,047.43
CHANGE IN UNREALIZED GAIN/(LOSS)	\$254,667.21
WEIGHTED AVERAGE MATURITY (YEARS)	1.46
WEIGHTED AVERAGE YIELD	3.79

Quarterly Portfolio Summary By Fund

PORTFOLIO MARKET VALUE BY FUND	06/30/2025	09/30/2025	CHANGE	INTEREST EARNED
ALL FUNDS	99,793,420.73	119,232,703.96	19,439,283.23	860,596.29
POOLED FUNDS	101,891,507.67	80,689,642.58	-21,201,865.09	1,063,022.62
TOTAL	201,684,928.40	199,922,346.54	-1,762,581.86	1,923,618.91



Portfolio Overview

SECURITY TYPE	PAR VALUE	MARKET VALUE	BOOK VALUE	% OF PORTFOLIO	DAYS TO MATURITY	YIELD
Bank Deposits	3,806,688.09	3,806,688.09	3,806,688.09	1.90%	1	0.00
LGIP	80,689,642.58	80,689,642.58	80,689,642.58	40.36%	1	4.29
U.S. Treasuries	72,825,000.00	72,954,925.87	72,615,494.70	36.49%	1,111	3.73
U.S. Agencies	42,500,000.00	42,471,090.00	42,513,473.74	21.24%	605	3.31
TOTAL	199,821,330.67	199,922,346.54	199,625,299.11	100.00%	534	3.79

CASH AND ACCRUED INTEREST

Purchased Accrued Interest		187,137.13	187,137.13			
TOTAL CASH AND INVESTMENTS	199,821,330.67	200,109,483.67	199,812,436.24		534	3.79

TOTAL EARNINGS

	CURRENT QUARTER	FISCAL YEAR TO DATE
	1,923,618.91	5,741,944.04

Summary by Type

SECURITY TYPE	# OF SECURITIES	PAR VALUE	BOOK VALUE	% OF PORTFOLIO	YIELD	DAYS TO FINAL MATURITY
ALL FUNDS						
Bank Deposits	1	3,806,688.09	3,806,688.09	1.90	0.00	1
U.S. Treasuries	17	72,825,000.00	72,615,494.70	36.63	3.73	1,111
U.S. Agencies	9	42,500,000.00	42,513,473.74	21.26	3.32	606
TOTAL	27	119,131,688.09	118,935,656.53	59.64	3.46	895
POOLED FUNDS						
LGIP	3	80,689,642.58	80,689,642.58	40.21	4.29	1
TOTAL	3	80,689,642.58	80,689,642.58	40.36	4.29	1
GRAND TOTAL	30	199,821,330.67	199,625,299.11	100.00	3.79	534



Position Statement

CUSIP	DESCRIPTION	TRADE DATE SETTLE DATE	PAR VALUE	PRINCIPAL COST PURCHASED INTEREST	TOTAL COST	YIELD TO MATURITY	MATURITY DATE	DAYS TO MATURITY	MARKET PRICE MARKET VALUE	UNREALIZED GAIN/LOSS BOOK VALUE	% OF MV	MOODY'S S&P RATING
ALL FUNDS												
BANK DEPOSITS												
4943564310	Wells Fargo Commercial Checking Account	09/30/2025 09/30/2025	3,806,688.09	3,806,688.09 0.00	3,806,688.09	0.00		1	1.00 3,806,688.09	0.00 3,806,688.09	1.90	NA NA
BANK DEPOSITS TOTAL			3,806,688.09	3,806,688.09 0.00	3,806,688.09	0.00		1	1.00 3,806,688.09	0.00 3,806,688.09	1.90	NA
U.S. TREASURIES												
91282CCP4	US TREASURY 0.625 07/31/26	02/24/2022 02/28/2022	5,500,000.00	5,224,140.63 0.00	5,224,140.63	1.81	07/31/2026	304	97.45 5,359,492.22	(88,720.06) 5,448,212.27	2.68	Aa1 AA+
91282CKV2	US TREASURY 4.625 06/15/27	01/31/2025 02/04/2025	5,000,000.00	5,046,093.75 0.00	5,046,093.75	4.21	06/15/2027	623	101.59 5,079,687.50	46,388.65 5,033,298.85	2.54	Aa1 AA+
91282CNV9	US TREASURY 3.625 08/31/27	09/08/2025 09/10/2025	4,980,000.00	4,992,255.47 4,986.88	4,997,242.35	3.49	08/31/2027	700	100.00 4,980,000.00	(11,898.02) 4,991,898.02	2.49	Aa1 AA+
91282CLL3	US TREASURY 3.375 09/15/27	01/31/2025 02/04/2025	5,000,000.00	4,895,507.81 0.00	4,895,507.81	4.23	09/15/2027	715	99.55 4,977,343.75	55,630.66 4,921,713.09	2.49	Aa1 AA+
91282CFZ9	US TREASURY 3.875 11/30/27	09/08/2025 09/10/2025	4,905,000.00	4,946,194.34 52,969.98	4,999,164.32	3.48	11/30/2027	791	100.53 4,931,057.81	(14,069.84) 4,945,127.66	2.47	Aa1 AA+
91282CMN8	US TREASURY 4.250 02/15/28	09/08/2025 09/10/2025	4,895,000.00	4,982,957.03 14,698.30	4,997,655.33	3.47	02/15/2028	868	101.42 4,964,600.78	(16,276.18) 4,980,876.97	2.48	Aa1 AA+
91282CND9	US TREASURY 3.750 05/15/28	09/08/2025 09/10/2025	4,905,000.00	4,940,446.29 58,979.96	4,999,426.25	3.46	05/15/2028	958	100.33 4,921,094.53	(18,590.64) 4,939,685.17	2.46	Aa1 AA+
91282CJN2	US TREASURY 4.375 11/30/28	01/31/2025 02/04/2025	5,000,000.00	5,013,671.88 0.00	5,013,671.88	4.30	11/30/2028	1,157	102.17 5,108,593.75	97,264.22 5,011,329.53	2.56	Aa1 AA+
91282CJW2	US TREASURY 4.000 01/31/29	01/31/2025 02/04/2025	5,000,000.00	4,945,898.44 0.00	4,945,898.44	4.30	01/31/2029	1,219	101.09 5,054,296.90	99,523.87 4,954,773.03	2.53	Aa1 AA+
91282CES6	US TREASURY 2.750 05/31/29	09/04/2025 09/08/2025	3,575,000.00	3,471,799.80 26,861.34	3,498,661.14	3.58	05/31/2029	1,339	96.86 3,462,722.66	(10,821.16) 3,473,543.82	1.73	Aa1 AA+
91282CLK5	US TREASURY 3.625 08/31/29	09/04/2025 09/08/2025	3,495,000.00	3,499,368.75 2,799.86	3,502,168.61	3.59	08/31/2029	1,431	99.77 3,486,808.59	(12,491.00) 3,499,299.60	1.74	Aa1 AA+
91282CFY2	US TREASURY 3.875 11/30/29	05/21/2025 05/22/2025	2,500,000.00	2,477,050.78 0.00	2,477,050.78	4.10	11/30/2029	1,522	100.65 2,516,210.95	37,327.56 2,478,883.39	1.26	Aa1 AA+
91282CMG3	US TREASURY 4.250 01/31/30	02/14/2025 02/18/2025	2,500,000.00	2,492,578.13 0.00	2,492,578.13	4.32	01/31/2030	1,584	102.13 2,553,125.00	59,623.24 2,493,501.76	1.28	Aa1 AA+
91282CGS4	US TREASURY 3.625 03/31/30	04/21/2025 04/22/2025	5,070,000.00	4,987,612.50 0.00	4,987,612.50	3.99	03/31/2030	1,643	99.59 5,049,403.13	54,392.19 4,995,010.93	2.53	Aa1 AA+
91282CHF1	US TREASURY 3.750 05/31/30	07/30/2025 07/31/2025	3,750,000.00	3,714,257.81 23,437.50	3,737,695.31	3.97	05/31/2030	1,704	100.07 3,752,636.74	37,123.39 3,715,513.34	1.88	Aa1 AA+
91282CNN7	US TREASURY 3.875 07/31/30	07/30/2025 07/31/2025	3,750,000.00	3,734,619.14 0.00	3,734,619.14	3.97	07/31/2030	1,765	100.61 3,772,851.56	37,710.18 3,735,141.38	1.89	Aa1 AA+
91282CNX5	US TREASURY 3.625 08/31/30	09/04/2025 09/08/2025	3,000,000.00	2,997,656.25 2,403.31	3,000,059.56	3.64	08/31/2030	1,796	99.50 2,985,000.00	(12,685.90) 2,997,685.90	1.49	Aa1 AA+
U.S. TREASURIES TOTAL			72,825,000.00	72,362,108.80 187,137.13	72,549,245.93	3.73		1,111	100.20 72,954,925.87	339,431.16 72,615,494.70	36.49	AA+



Position Statement

CUSIP	DESCRIPTION	TRADE DATE SETTLE DATE	PAR VALUE	PRINCIPAL COST PURCHASED INTEREST	TOTAL COST	YIELD TO MATURITY	MATURITY DATE	DAYS TO MATURITY	MARKET PRICE MARKET VALUE	UNREALIZED GAIN/LOSS BOOK VALUE	% OF MV	MOODY'S S&P RATING
U.S. AGENCIES												
3130AR5U1	FHLBANKS 2.050 03/10/26 '25	02/24/2022 03/10/2022	5,500,000.00	5,500,000.00 0.00	5,500,000.00	2.05	03/10/2026	161	99.08 5,449,510.00	(50,490.00) 5,500,000.00	2.73	Aa1 AA+
3130ARAM3	FHLBANKS 2.010 03/24/26 '25	03/04/2022 03/24/2022	5,000,000.00	5,000,000.00 0.00	5,000,000.00	2.01	03/24/2026	175	98.99 4,949,450.00	(50,550.00) 5,000,000.00	2.48	Aa1 AA+
3130AXCP1	FHLBANKS 4.875 09/11/26	10/16/2023 10/16/2023	3,000,000.00	2,996,284.20 0.00	2,996,284.20	4.92	09/11/2026	346	101.03 3,030,810.00	32,019.30 2,998,790.70	1.52	Aa1 AA+
31422XVA7	FARMER MAC 2.300 03/08/27 '24 MTN	02/24/2022 03/08/2022	5,000,000.00	5,000,000.00 0.00	5,000,000.00	2.30	03/08/2027	524	97.43 4,871,600.00	(128,400.00) 5,000,000.00	2.44	NA NA
3130ARAL5	FHLBANKS 2.150 03/24/27 '25	03/04/2022 03/24/2022	5,000,000.00	5,000,000.00 0.00	5,000,000.00	2.15	03/24/2027	540	97.43 4,871,550.00	(128,450.00) 5,000,000.00	2.44	Aa1 AA+
3130ATUS4	FHLBANKS 4.250 12/10/27	11/30/2022 12/12/2022	6,000,000.00	6,082,020.00 0.00	6,082,020.00	3.94	12/10/2027	801	101.17 6,070,260.00	34,273.33 6,035,986.67	3.04	Aa1 AA+
3133EPCX1	FED FARM CR BNKS 4.375 03/10/28	03/06/2023 03/10/2023	5,000,000.00	4,999,830.00 0.00	4,999,830.00	4.38	03/10/2028	892	101.54 5,076,850.00	76,933.00 4,999,917.00	2.54	Aa1 AA+
3130AWMN7	FHLBANKS 4.375 06/09/28	08/09/2023 08/09/2023	5,000,000.00	5,022,163.45 0.00	5,022,163.45	4.27	06/09/2028	983	101.71 5,085,300.00	72,969.14 5,012,330.86	2.54	Aa1 AA+
3133EPWK7	FED FARM CR BNKS 4.500 09/22/28	10/19/2023 10/19/2023	3,000,000.00	2,944,470.00 0.00	2,944,470.00	4.93	09/22/2028	1,088	102.19 3,065,760.00	99,311.50 2,966,448.50	1.53	Aa1 AA+
U.S. AGENCIES TOTAL			42,500,000.00	42,544,767.65 0.00	42,544,767.65	3.31		605	99.96 42,471,090.00	(42,383.74) 42,513,473.74	21.24	AA+
ALL FUNDS TOTAL			119,131,688.09	118,713,564.54 187,137.13	118,900,701.67	3.46		895	119,232,703.96	297,047.43 118,935,656.53	59.64	AA+
POOLED FUNDS												
LGIP												
TEXPRIME	TexPool Prime	09/30/2025 09/30/2025	74,050,820.24	74,050,820.24 0.00	74,050,820.24	4.29		1	1.00 74,050,820.24	0.00 74,050,820.24	37.04	AAA
TEXPOOL	TexPool	09/30/2025 09/30/2025	2,173,439.99	2,173,439.99 0.00	2,173,439.99	4.18		1	1.00 2,173,439.99	0.00 2,173,439.99	1.09	AAA
TEXPRIME-UF	TexPool Prime - Utility Bond Fund	09/30/2025 09/30/2025	4,465,382.35	4,465,382.35 0.00	4,465,382.35	4.29		1	1.00 4,465,382.35	0.00 4,465,382.35	2.23	NA
LGIP TOTAL			80,689,642.58	80,689,642.58 0.00	80,689,642.58	4.29		1	1.00 80,689,642.58	0.00 80,689,642.58	40.36	AAA
POOLED FUNDS TOTAL			80,689,642.58	80,689,642.58 0.00	80,689,642.58	4.29		1	80,689,642.58	0.00 80,689,642.58	40.36	AAA
GRAND TOTAL			199,821,330.67	199,403,207.12 187,137.13	199,590,344.25	3.79		534	199,922,346.54	297,047.43 199,625,299.11	100.00	AA+

Cash Reconciliation Report

ALL FUNDS						
POST DATE	IDENTIFIER	DESCRIPTION	PAR VALUE	FINAL MATURITY	PRINCIPAL	AMOUNT
BUY						
07/31/2025	91282CNN7	US TREASURY 3.875 07/31/30	3,750,000.00	07/31/2030	3,734,619.14	-3,734,619.14
07/31/2025	91282CHF1	US TREASURY 3.750 05/31/30	3,750,000.00	05/31/2030	3,714,257.81	-3,737,695.31
09/08/2025	91282CNX5	US TREASURY 3.625 08/31/30	3,000,000.00	08/31/2030	2,997,656.25	-3,000,059.56
09/08/2025	91282CES6	US TREASURY 2.750 05/31/29	3,575,000.00	05/31/2029	3,471,799.80	-3,498,661.14
09/08/2025	91282CLK5	US TREASURY 3.625 08/31/29	3,495,000.00	08/31/2029	3,499,368.75	-3,502,168.61
09/10/2025	91282CFZ9	US TREASURY 3.875 11/30/27	4,905,000.00	11/30/2027	4,946,194.34	-4,999,164.32
09/10/2025	91282CMN8	US TREASURY 4.250 02/15/28	4,895,000.00	02/15/2028	4,982,957.03	-4,997,655.33
09/10/2025	91282CND9	US TREASURY 3.750 05/15/28	4,905,000.00	05/15/2028	4,940,446.29	-4,999,426.25
09/10/2025	91282CNV9	US TREASURY 3.625 08/31/27	4,980,000.00	08/31/2027	4,992,255.47	-4,997,242.35
BUY TOTAL			37,255,000.00		37,279,554.88	-37,466,692.01
POST DATE	IDENTIFIER	DESCRIPTION	PAR VALUE	FINAL MATURITY	PRINCIPAL	AMOUNT
COUPON						
07/31/2025	91282CJW2	US TREASURY 4.000 01/31/29	0.00	01/31/2029	0.00	100,000.00
07/31/2025	91282CCP4	US TREASURY 0.625 07/31/26	0.00	07/31/2026	0.00	17,187.50
07/31/2025	91282CAB7	UNITED STATES TREASURY 0.25 07/31/2025	0.00	07/31/2025	0.00	9,375.00
07/31/2025	91282CMG3	US TREASURY 4.250 01/31/30	0.00	01/31/2030	0.00	53,125.00
09/02/2025	91282CAJ0	UNITED STATES TREASURY 0.25 08/31/2025	0.00	08/31/2025	0.00	12,500.00
09/08/2025	31422XVA7	FARMER MAC 2.300 03/08/27 '24 MTN	0.00	03/08/2027	0.00	57,500.00
09/10/2025	3133EPCX1	FED FARM CR BNKS 4.375 03/10/28	0.00	03/10/2028	0.00	109,375.00
09/10/2025	3130AR5U1	FHLBANKS 2.050 03/10/26 '25	0.00	03/10/2026	0.00	56,375.00
09/11/2025	3130AXCP1	FHLBANKS 4.875 09/11/26	0.00	09/11/2026	0.00	73,125.00
09/15/2025	91282CLL3	US TREASURY 3.375 09/15/27	0.00	09/15/2027	0.00	84,375.00
09/22/2025	3133EPWK7	FED FARM CR BNKS 4.500 09/22/28	0.00	09/22/2028	0.00	67,500.00
09/24/2025	3130ARAM3	FHLBANKS 2.010 03/24/26 '25	0.00	03/24/2026	0.00	50,250.00
09/24/2025	3130ARAL5	FHLBANKS 2.150 03/24/27 '25	0.00	03/24/2027	0.00	53,750.00
09/30/2025	91282CGS4	US TREASURY 3.625 03/31/30	0.00	03/31/2030	0.00	91,893.75
COUPON TOTAL			0.00		0.00	836,331.25
POST DATE	IDENTIFIER	DESCRIPTION	PAR VALUE	FINAL MATURITY	PRINCIPAL	AMOUNT

Cash Reconciliation Report

MATURITY							
07/31/2025	91282CAB7	UNITED STATES TREASURY 0.25 07/31/2025	-7,500,000.00	07/31/2025	-7,500,000.00	7,500,000.00	
08/31/2025	91282CAJ0	UNITED STATES TREASURY 0.25 08/31/2025	-10,000,000.00	08/31/2025	-10,000,000.00	10,000,000.00	
MATURITY TOTAL			-17,500,000.00		-17,500,000.00	17,500,000.00	

Transaction Statement

ALL FUNDS									
	TRADE DATE	SETTLE DATE	CUSIP	DESCRIPTION	PAR VALUE	PRINCIPAL COST	PURCHASED INTEREST	TOTAL	PURCHASE YIELD
BUY									
	07/30/2025	07/31/2025	91282CNN7	US TREASURY 3.875 07/31/30	3,750,000.00	3,734,619.14	0.00	(3,734,619.14)	3.97
	07/30/2025	07/31/2025	91282CHF1	US TREASURY 3.750 05/31/30	3,750,000.00	3,714,257.81	23,437.50	(3,737,695.31)	3.97
	09/04/2025	09/08/2025	91282CNX5	US TREASURY 3.625 08/31/30	3,000,000.00	2,997,656.25	2,403.31	(3,000,059.56)	3.64
	09/04/2025	09/08/2025	91282CES6	US TREASURY 2.750 05/31/29	3,575,000.00	3,471,799.80	26,861.34	(3,498,661.14)	3.58
	09/04/2025	09/08/2025	91282CLK5	US TREASURY 3.625 08/31/29	3,495,000.00	3,499,368.75	2,799.86	(3,502,168.61)	3.59
	09/08/2025	09/10/2025	91282CNV9	US TREASURY 3.625 08/31/27	4,980,000.00	4,992,255.47	4,986.88	(4,997,242.35)	3.49
	09/08/2025	09/10/2025	91282CMN8	US TREASURY 4.250 02/15/28	4,895,000.00	4,982,957.03	14,698.30	(4,997,655.33)	3.47
	09/08/2025	09/10/2025	91282CFZ9	US TREASURY 3.875 11/30/27	4,905,000.00	4,946,194.34	52,969.98	(4,999,164.32)	3.48
	09/08/2025	09/10/2025	91282CND9	US TREASURY 3.750 05/15/28	4,905,000.00	4,940,446.29	58,979.96	(4,999,426.25)	3.46
BUY TOTAL					37,255,000.00	37,279,554.88	187,137.13	(37,466,692.01)	3.61
	TRADE DATE	SETTLE DATE	CUSIP	DESCRIPTION	PAR VALUE	BOOK VALUE	TOTAL	NET REALIZED GAIN/LOSS	
MATURITY									
	07/31/2025	07/31/2025	91282CAB7	UNITED STATES TREASURY 0.25 07/31/2025	(7,500,000.00)	7,500,000.00	7,500,000.00	0.00	
	08/31/2025	09/02/2025	91282CAJ0	UNITED STATES TREASURY 0.25 08/31/2025	(10,000,000.00)	10,000,000.00	10,000,000.00	0.00	
MATURITY TOTAL					(17,500,000.00)	17,500,000.00	17,500,000.00	0.00	



Amortization Schedule

CUSIP	DESCRIPTION	PAR VALUE	PRINCIPAL COST	ORIGINAL PREMIUM OR DISCOUNT	BEGINNING BOOK VALUE	CURRENT PERIOD AMORT	ENDING BOOK VALUE	TOTAL AMORTIZATION	UNAMORTIZED BALANCE
ALL FUNDS									
31422XVA7	FARMER MAC 2.300 03/08/27 '24 MTN	5,000,000.00	5,000,000.00	0.00	5,000,000.00	0.00	5,000,000.00	0.00	0.00
3133EPCX1	FED FARM CR BNKS 4.375 03/10/28	5,000,000.00	4,999,830.00	(170.00)	4,999,908.43	8.57	4,999,917.00	87.00	(83.00)
3133EPWK7	FED FARM CR BNKS 4.500 09/22/28	3,000,000.00	2,944,470.00	(55,530.00)	2,963,608.81	2,839.69	2,966,448.50	21,978.50	(33,551.50)
3130ARAM3	FHLBANKS 2.010 03/24/26 '25	5,000,000.00	5,000,000.00	0.00	5,000,000.00	0.00	5,000,000.00	0.00	0.00
3130AR5U1	FHLBANKS 2.050 03/10/26 '25	5,500,000.00	5,500,000.00	0.00	5,500,000.00	0.00	5,500,000.00	0.00	0.00
3130ARAL5	FHLBANKS 2.150 03/24/27 '25	5,000,000.00	5,000,000.00	0.00	5,000,000.00	0.00	5,000,000.00	0.00	0.00
3130ATUS4	FHLBANKS 4.250 12/10/27	6,000,000.00	6,082,020.00	82,020.00	6,040,125.14	(4,138.47)	6,035,986.67	(46,033.33)	35,986.67
3130AWMN7	FHLBANKS 4.375 06/09/28	5,000,000.00	5,022,163.45	22,163.45	5,013,486.09	(1,155.23)	5,012,330.86	(9,832.59)	12,330.86
3130AXCP1	FHLBANKS 4.875 09/11/26	3,000,000.00	2,996,284.20	(3,715.80)	2,998,468.23	322.48	2,998,790.70	2,506.50	(1,209.30)
91282CAB7	UNITED STATES TREASURY 0.25 07/31/2025	7,500,000.00	6,885,351.56	(614,648.44)	7,484,346.81	15,653.19	0.00	614,648.44	0.00
91282CAJ0	UNITED STATES TREASURY 0.25 08/31/2025	5,000,000.00	4,745,312.50	(254,687.50)	4,987,862.55	12,137.45	0.00	254,687.50	0.00
91282CAJ0	UNITED STATES TREASURY 0.25 08/31/2025	5,000,000.00	4,551,562.50	(448,437.50)	4,976,398.03	23,601.97	0.00	448,437.50	0.00
91282CCP4	US TREASURY 0.625 07/31/26	5,500,000.00	5,224,140.63	(275,859.37)	5,432,487.95	15,724.33	5,448,212.27	224,071.64	(51,787.73)
91282CES6	US TREASURY 2.750 05/31/29	3,575,000.00	3,471,799.80	(103,200.20)	0.00	1,744.02	3,473,543.82	1,744.02	(101,456.18)
91282CLL3	US TREASURY 3.375 09/15/27	5,000,000.00	4,895,507.81	(104,492.19)	4,911,625.70	10,087.39	4,921,713.09	26,205.28	(78,286.91)
91282CGS4	US TREASURY 3.625 03/31/30	5,070,000.00	4,987,612.50	(82,387.50)	4,990,809.35	4,201.58	4,995,010.93	7,398.43	(74,989.07)
91282CNV9	US TREASURY 3.625 08/31/27	4,980,000.00	4,992,255.47	12,255.47	0.00	(357.45)	4,991,898.02	(357.45)	11,898.02
91282CLK5	US TREASURY 3.625 08/31/29	3,495,000.00	3,499,368.75	4,368.75	0.00	(69.15)	3,499,299.60	(69.15)	4,299.60
91282CNX5	US TREASURY 3.625 08/31/30	3,000,000.00	2,997,656.25	(2,343.75)	0.00	29.65	2,997,685.90	29.65	(2,314.10)
91282CND9	US TREASURY 3.750 05/15/28	4,905,000.00	4,940,446.29	35,446.29	0.00	(761.12)	4,939,685.17	(761.12)	34,685.17
91282CHF1	US TREASURY 3.750 05/31/30	3,750,000.00	3,714,257.81	(35,742.19)	0.00	1,255.53	3,715,513.34	1,255.53	(34,486.66)
91282CNN7	US TREASURY 3.875 07/31/30	3,750,000.00	3,734,619.14	(15,380.86)	0.00	522.24	3,735,141.38	522.24	(14,858.62)
91282CFZ9	US TREASURY 3.875 11/30/27	4,905,000.00	4,946,194.34	41,194.34	0.00	(1,066.68)	4,945,127.66	(1,066.68)	40,127.66
91282CFY2	US TREASURY 3.875 11/30/29	2,500,000.00	2,477,050.78	(22,949.22)	2,477,606.12	1,277.27	2,478,883.39	1,832.61	(21,116.61)
91282CJW2	US TREASURY 4.000 01/31/29	5,000,000.00	4,945,898.44	(54,101.56)	4,951,356.87	3,416.16	4,954,773.03	8,874.59	(45,226.97)
91282CMG3	US TREASURY 4.250 01/31/30	2,500,000.00	2,492,578.13	(7,421.87)	2,493,124.10	377.66	2,493,501.76	923.63	(6,498.24)
91282CMN8	US TREASURY 4.250 02/15/28	4,895,000.00	4,982,957.03	87,957.03	0.00	(2,080.06)	4,980,876.97	(2,080.06)	85,876.97
91282CJN2	US TREASURY 4.375 11/30/28	5,000,000.00	5,013,671.88	13,671.88	5,012,231.19	(901.66)	5,011,329.53	(2,342.35)	11,329.53



Amortization Schedule

CUSIP	DESCRIPTION	PAR VALUE	PRINCIPAL COST	ORIGINAL PREMIUM OR DISCOUNT	BEGINNING BOOK VALUE	CURRENT PERIOD AMORT	ENDING BOOK VALUE	TOTAL AMORTIZATION	UNAMORTIZED BALANCE
91282CKV2	US TREASURY 4.625 06/15/27	5,000,000.00	5,046,093.75	46,093.75	5,038,224.09	(4,925.23)	5,033,298.85	(12,794.90)	33,298.85
TOTAL		132,825,000.00	131,089,103.01	(1,735,896.99)	95,271,669.45	77,744.11	115,128,968.44	1,539,865.43	(196,031.56)
GRAND TOTAL		132,825,000.00	131,089,103.01	(1,735,896.99)	95,271,669.45	77,744.11	115,128,968.44	1,539,865.43	(196,031.56)



Accrued Interest Schedule

IDENTIFIER	DESCRIPTION	SETTLE DATE	PAR VALUE	PRINCIPAL COST	BEGINNING ACCRUED INTEREST	PURCHASED INTEREST	CURRENT PERIOD ACCRUAL	INTEREST RECEIVED	ENDING ACCRUED INTEREST
ALL FUNDS									
31422XVA7	FARMER MAC 2.300 03/08/27 '24 MTN	2022-03-08	5,000,000.00	5,000,000.00	36,097.22	0.00	28,750.00	57,500.00	7,347.22
3133EPCX1	FED FARM CR BNKS 4.375 03/10/28	2023-03-10	5,000,000.00	4,999,830.00	67,447.92	0.00	54,687.50	109,375.00	12,760.42
3133EPWK7	FED FARM CR BNKS 4.500 09/22/28	2023-10-19	3,000,000.00	2,944,470.00	37,125.00	0.00	33,750.00	67,500.00	3,375.00
3130ARAM3	FHLBANKS 2.010 03/24/26 '25	2022-03-24	5,000,000.00	5,000,000.00	27,079.17	0.00	25,125.00	50,250.00	1,954.17
3130AR5U1	FHLBANKS 2.050 03/10/26 '25	2022-03-10	5,500,000.00	5,500,000.00	34,764.58	0.00	28,187.50	56,375.00	6,577.08
3130ARAL5	FHLBANKS 2.150 03/24/27 '25	2022-03-24	5,000,000.00	5,000,000.00	28,965.28	0.00	26,875.00	53,750.00	2,090.28
3130ATUS4	FHLBANKS 4.250 12/10/27	2022-12-12	6,000,000.00	6,082,020.00	14,875.00	0.00	63,750.00	0.00	78,625.00
3130AWMN7	FHLBANKS 4.375 06/09/28	2023-08-09	5,000,000.00	5,022,163.45	13,368.06	0.00	54,687.50	0.00	68,055.56
3130AXCP1	FHLBANKS 4.875 09/11/26	2023-10-16	3,000,000.00	2,996,284.20	44,687.50	0.00	36,562.50	73,125.00	8,125.00
91282CAB7	UNITED STATES TREASURY 0.25 07/31/2025	2022-05-10	0.00	0.00	7,821.13	0.00	1,553.87	9,375.00	0.00
91282CAJ0	UNITED STATES TREASURY 0.25 08/31/2025	2022-06-29	0.00	0.00	4,177.99	0.00	2,072.01	6,250.00	0.00
91282CAJ0	UNITED STATES TREASURY 0.25 08/31/2025	2022-02-28	0.00	0.00	4,177.99	0.00	2,072.01	6,250.00	0.00
91282CCP4	US TREASURY 0.625 07/31/26	2022-02-28	5,500,000.00	5,224,140.63	14,338.74	0.00	8,640.20	17,187.50	5,791.44
91282CES6	US TREASURY 2.750 05/31/29	2025-09-08	3,575,000.00	3,471,799.80	0.00	(26,861.34)	6,178.11	0.00	33,039.45
91282CLL3	US TREASURY 3.375 09/15/27	2025-02-04	5,000,000.00	4,895,507.81	49,524.46	0.00	42,309.11	84,375.00	7,458.56
91282CGS4	US TREASURY 3.625 03/31/30	2025-04-22	5,070,000.00	4,987,612.50	46,197.95	0.00	46,200.71	91,893.75	504.91
91282CNV9	US TREASURY 3.625 08/31/27	2025-09-10	4,980,000.00	4,992,255.47	0.00	(4,986.88)	10,472.44	0.00	15,459.32
91282CLK5	US TREASURY 3.625 08/31/29	2025-09-08	3,495,000.00	3,499,368.75	0.00	(2,799.86)	8,049.60	0.00	10,849.46
91282CNX5	US TREASURY 3.625 08/31/30	2025-09-08	3,000,000.00	2,997,656.25	0.00	(2,403.31)	6,909.54	0.00	9,312.85
91282CND9	US TREASURY 3.750 05/15/28	2025-09-10	4,905,000.00	4,940,446.29	0.00	(58,979.96)	10,496.43	0.00	69,476.39
91282CHF1	US TREASURY 3.750 05/31/30	2025-07-31	3,750,000.00	3,714,257.81	0.00	(23,437.50)	23,821.72	0.00	47,259.22
91282CNN7	US TREASURY 3.875 07/31/30	2025-07-31	3,750,000.00	3,734,619.14	0.00	0.00	24,482.00	0.00	24,482.00
91282CFZ9	US TREASURY 3.875 11/30/27	2025-09-10	4,905,000.00	4,946,194.34	0.00	(52,969.98)	10,905.58	0.00	63,875.56
91282CFY2	US TREASURY 3.875 11/30/29	2025-05-22	2,500,000.00	2,477,050.78	8,205.26	0.00	24,351.09	0.00	32,556.35
91282CJW2	US TREASURY 4.000 01/31/29	2025-02-04	5,000,000.00	4,945,898.44	83,425.41	0.00	50,270.24	100,000.00	33,695.65
91282CMG3	US TREASURY 4.250 01/31/30	2025-02-18	2,500,000.00	2,492,578.13	44,319.75	0.00	26,706.06	53,125.00	17,900.82
91282CMN8	US TREASURY 4.250 02/15/28	2025-09-10	4,895,000.00	4,982,957.03	0.00	(14,698.30)	11,871.71	0.00	26,570.01



Accrued Interest Schedule

IDENTIFIER	DESCRIPTION	SETTLE DATE	PAR VALUE	PRINCIPAL COST	BEGINNING ACCRUED INTEREST	PURCHASED INTEREST	CURRENT PERIOD ACCRUAL	INTEREST RECEIVED	ENDING ACCRUED INTEREST
91282CJN2	US TREASURY 4.375 11/30/28	2025-02-04	5,000,000.00	5,013,671.88	18,528.01	0.00	54,986.34	0.00	73,514.34
91282CKV2	US TREASURY 4.625 06/15/27	2025-02-04	5,000,000.00	5,046,093.75	10,109.29	0.00	58,128.42	0.00	68,237.70
4943564310	Wells Fargo Commercial Checking Account	2025-09-30	3,806,688.09	3,806,688.09	0.00	0.00	0.00	0.00	0.00
TOTAL			119,131,688.09	118,713,564.54	595,235.70	(187,137.13)	782,852.18	836,331.25	728,893.77
POOLED FUNDS									
TEXPOOL	TexPool	2025-09-30	2,173,439.99	2,173,439.99	0.00	0.00	190,000.00	190,000.00	0.00
TEXPRIME	TexPool Prime	2025-09-30	74,050,820.24	74,050,820.24	0.00	0.00	823,875.36	823,875.36	0.00
TEXPRIME-UF	TexPool Prime - Utility Bond Fund	2025-09-30	4,465,382.35	4,465,382.35	0.00	0.00	49,147.26	49,147.26	0.00
TOTAL			80,689,642.58	80,689,642.58	0.00	0.00	1,063,022.62	1,063,022.62	0.00
GRAND TOTAL			199,821,330.67	199,403,207.12	595,235.70	(187,137.13)	1,845,874.80	1,899,353.87	728,893.77



Earnings by Fund

CUSIP	DESCRIPTION	ENDING PAR VALUE	BEGINNING BOOK VALUE	ENDING BOOK VALUE	FINAL MATURITY	COUPON RATE	YIELD	INTEREST EARNED	NET AMORTIZATION/ ACCRETION INCOME	NET REALIZED GAIN/LOSS	ADJUSTED INTEREST EARNINGS
ALL FUNDS											
3130AR5U1	FHLBANKS 2.050 03/10/26 '25	5,500,000.00	5,500,000.00	5,500,000.00	03/10/2026	2.05	2.05	28,187.50	0.00	0.00	28,187.50
3130ARAL5	FHLBANKS 2.150 03/24/27 '25	5,000,000.00	5,000,000.00	5,000,000.00	03/24/2027	2.15	2.15	26,875.00	0.00	0.00	26,875.00
3130ARAM3	FHLBANKS 2.010 03/24/26 '25	5,000,000.00	5,000,000.00	5,000,000.00	03/24/2026	2.01	2.01	25,125.00	0.00	0.00	25,125.00
3130ATUS4	FHLBANKS 4.250 12/10/27	6,000,000.00	6,040,125.14	6,035,986.67	12/10/2027	4.25	3.94	63,750.00	(4,138.47)	0.00	59,611.53
3130AWMN7	FHLBANKS 4.375 06/09/28	5,000,000.00	5,013,486.09	5,012,330.86	06/09/2028	4.38	4.27	54,687.50	(1,155.23)	0.00	53,532.27
3130AXCP1	FHLBANKS 4.875 09/11/26	3,000,000.00	2,998,468.23	2,998,790.70	09/11/2026	4.88	4.92	36,562.50	322.48	0.00	36,884.98
3133EPCX1	FED FARM CR BNKS 4.375 03/10/28	5,000,000.00	4,999,908.43	4,999,917.00	03/10/2028	4.38	4.38	54,687.50	8.57	0.00	54,696.07
3133EPWK7	FED FARM CR BNKS 4.500 09/22/28	3,000,000.00	2,963,608.81	2,966,448.50	09/22/2028	4.50	4.93	33,750.00	2,839.69	0.00	36,589.69
31422XVA7	FARMER MAC 2.300 03/08/27 '24 MTN	5,000,000.00	5,000,000.00	5,000,000.00	03/08/2027	2.30	2.30	28,750.00	0.00	0.00	28,750.00
4943564310	Wells Fargo Commercial Checking Account	3,806,688.09	4,479,371.06	3,806,688.09	09/30/2025	0.00	0.00	0.00	0.00	0.00	0.00
91282CAB7	UNITED STATES TREASURY 0.25 07/31/2025	0.00	7,484,346.81	0.00	07/31/2025	0.25	2.93	1,553.87	15,653.19	0.00	17,207.05
91282CAJ0	UNITED STATES TREASURY 0.25 08/31/2025	0.00	4,987,862.55	0.00	08/31/2025	0.25	1.76	2,072.01	12,137.45	0.00	14,209.46
91282CAJ0	UNITED STATES TREASURY 0.25 08/31/2025	0.00	4,976,398.03	0.00	08/31/2025	0.25	3.25	2,072.01	23,601.97	0.00	25,673.98
91282CCP4	US TREASURY 0.625 07/31/26	5,500,000.00	5,432,487.95	5,448,212.27	07/31/2026	0.63	1.81	8,640.20	15,724.33	0.00	24,364.52
91282CES6	US TREASURY 2.750 05/31/29	3,575,000.00	0.00	3,473,543.82	05/31/2029	2.75	3.58	6,178.11	1,744.02	0.00	7,922.12
91282CFY2	US TREASURY 3.875 11/30/29	2,500,000.00	2,477,606.12	2,478,883.39	11/30/2029	3.88	4.10	24,351.09	1,277.27	0.00	25,628.36
91282CFZ9	US TREASURY 3.875 11/30/27	4,905,000.00	0.00	4,945,127.66	11/30/2027	3.88	3.48	10,905.58	(1,066.68)	0.00	9,838.90
91282CGS4	US TREASURY 3.625 03/31/30	5,070,000.00	4,990,809.35	4,995,010.93	03/31/2030	3.63	3.99	46,200.71	4,201.58	0.00	50,402.29
91282CHF1	US TREASURY 3.750 05/31/30	3,750,000.00	0.00	3,715,513.34	05/31/2030	3.75	3.97	23,821.72	1,255.53	0.00	25,077.25
91282CJN2	US TREASURY 4.375 11/30/28	5,000,000.00	5,012,231.19	5,011,329.53	11/30/2028	4.38	4.30	54,986.34	(901.66)	0.00	54,084.68
91282CJW2	US TREASURY 4.000 01/31/29	5,000,000.00	4,951,356.87	4,954,773.03	01/31/2029	4.00	4.30	50,270.24	3,416.16	0.00	53,686.40
91282CKV2	US TREASURY 4.625 06/15/27	5,000,000.00	5,038,224.09	5,033,298.85	06/15/2027	4.63	4.21	58,128.42	(4,925.23)	0.00	53,203.18
91282CLK5	US TREASURY 3.625 08/31/29	3,495,000.00	0.00	3,499,299.60	08/31/2029	3.63	3.59	8,049.60	(691.5)	0.00	7,980.45
91282CLL3	US TREASURY 3.375 09/15/27	5,000,000.00	4,911,625.70	4,921,713.09	09/15/2027	3.38	4.23	42,309.11	10,087.39	0.00	52,396.50
91282CMG3	US TREASURY 4.250 01/31/30	2,500,000.00	2,493,124.10	2,493,501.76	01/31/2030	4.25	4.32	26,706.06	377.66	0.00	27,083.73
91282CMN8	US TREASURY 4.250 02/15/28	4,895,000.00	0.00	4,980,876.97	02/15/2028	4.25	3.47	11,871.71	(2,080.06)	0.00	9,791.64



Earnings by Fund

CUSIP	DESCRIPTION	ENDING PAR VALUE	BEGINNING BOOK VALUE	ENDING BOOK VALUE	FINAL MATURITY	COUPON RATE	YIELD	INTEREST EARNED	NET AMORTIZATION/ ACCRETION INCOME	NET REALIZED GAIN/LOSS	ADJUSTED INTEREST EARNINGS
91282CND9	US TREASURY 3.750 05/15/28	4,905,000.00	0.00	4,939,685.17	05/15/2028	3.75	3.46	10,496.43	(761.12)	0.00	9,735.32
91282CNN7	US TREASURY 3.875 07/31/30	3,750,000.00	0.00	3,735,141.38	07/31/2030	3.88	3.97	24,482.00	522.24	0.00	25,004.24
91282CNV9	US TREASURY 3.625 08/31/27	4,980,000.00	0.00	4,991,898.02	08/31/2027	3.63	3.49	10,472.44	(357.45)	0.00	10,114.99
91282CNX5	US TREASURY 3.625 08/31/30	3,000,000.00	0.00	2,997,685.90	08/31/2030	3.63	3.64	6,909.54	29.65	0.00	6,939.19
TOTAL		119,131,688.09	99,751,040.51	118,935,656.53		3.40	3.46	782,852.18	77,744.11	0.00	860,596.29
POOLED FUNDS											
TEXPOOL	TexPool	2,173,439.99	42,748,327.70	2,173,439.99	09/30/2025	5.34	4.18	190,000.00	0.00	0.00	190,000.00
TEXPRIME	TexPool Prime	74,050,820.24	54,726,944.88	74,050,820.24	09/30/2025	4.50	4.29	823,875.36	0.00	0.00	823,875.36
TEXPRIME-UF	TexPool Prime - Utility Bond Fund	4,465,382.35	4,416,235.09	4,465,382.35	09/30/2025	0.00	4.29	49,147.26	0.00	0.00	49,147.26
TOTAL		80,689,642.58	101,891,507.67	80,689,642.58		4.27	4.29	1,063,022.62	0.00	0.00	1,063,022.62
GRAND TOTAL		199,821,330.67	201,642,548.18	199,625,299.11		3.75	3.79	1,845,874.80	77,744.11	0.00	1,923,618.91

Projected Cashflows

For the Period October 01, 2025 to March 31, 2026

CUSIP	DESCRIPTION	POST DATE	TRANSACTION TYPE	AMOUNT
ALL FUNDS				
NOV 2025				
91282CND9	US TREASURY 3.750 05/15/28	11/17/2025	Coupon	91,968.75
NOV 2025 TOTAL				91,968.75
DEC 2025				
91282CFZ9	US TREASURY 3.875 11/30/27	12/01/2025	Coupon	95,034.38
91282CES6	US TREASURY 2.750 05/31/29	12/01/2025	Coupon	49,156.25
91282CJN2	US TREASURY 4.375 11/30/28	12/01/2025	Coupon	109,375.00
91282CFY2	US TREASURY 3.875 11/30/29	12/01/2025	Coupon	48,437.50
91282CHF1	US TREASURY 3.750 05/31/30	12/01/2025	Coupon	70,312.50
3130AWMN7	FHLBANKS 4.375 06/09/28	12/09/2025	Coupon	109,375.00
3130ATUS4	FHLBANKS 4.250 12/10/27	12/10/2025	Coupon	127,500.00
91282CKV2	US TREASURY 4.625 06/15/27	12/15/2025	Coupon	115,625.00
DEC 2025 TOTAL				724,815.63
FEB 2026				
91282CJW2	US TREASURY 4.000 01/31/29	02/02/2026	Coupon	100,000.00
91282CCP4	US TREASURY 0.625 07/31/26	02/02/2026	Coupon	17,187.50
91282CMG3	US TREASURY 4.250 01/31/30	02/02/2026	Coupon	53,125.00
91282CNN7	US TREASURY 3.875 07/31/30	02/02/2026	Coupon	72,656.25
91282CMN8	US TREASURY 4.250 02/15/28	02/17/2026	Coupon	104,018.75
FEB 2026 TOTAL				346,987.50
MAR 2026				
91282CNX5	US TREASURY 3.625 08/31/30	03/02/2026	Coupon	54,375.00
91282CLK5	US TREASURY 3.625 08/31/29	03/02/2026	Coupon	63,346.88
91282CNV9	US TREASURY 3.625 08/31/27	03/02/2026	Coupon	90,262.50

Projected Cashflows

For the Period October 01, 2025 to March 31, 2026

CUSIP	DESCRIPTION	POST DATE	TRANSACTION TYPE	AMOUNT
31422XVA7	FARMER MAC 2.300 03/08/27 '24 MTN	03/09/2026	Coupon	57,500.00
3130AR5U1	FHLBANKS 2.050 03/10/26 '25	03/10/2026	Final Maturity	5,500,000.00
3133EPCX1	FED FARM CRBNKS 4.375 03/10/28	03/10/2026	Coupon	109,375.00
3130AR5U1	FHLBANKS 2.050 03/10/26 '25	03/10/2026	Coupon	56,375.00
3130AXCP1	FHLBANKS 4.875 09/11/26	03/11/2026	Coupon	73,125.00
91282CLL3	US TREASURY 3.375 09/15/27	03/16/2026	Coupon	84,375.00
3133EPWK7	FED FARM CRBNKS 4.500 09/22/28	03/23/2026	Coupon	67,500.00
3130ARAM3	FHLBANKS 2.010 03/24/26 '25	03/24/2026	Coupon	50,250.00
3130ARAL5	FHLBANKS 2.150 03/24/27 '25	03/24/2026	Coupon	53,750.00
3130ARAM3	FHLBANKS 2.010 03/24/26 '25	03/24/2026	Final Maturity	5,000,000.00
91282CGS4	US TREASURY 3.625 03/31/30	03/31/2026	Coupon	91,893.75
MAR 2026 TOTAL				11,352,128.13
MAY 2026				
91282CND9	US TREASURY 3.750 05/15/28	05/15/2026	Coupon	91,968.75
MAY 2026 TOTAL				91,968.75
JUN 2026				
91282CES6	US TREASURY 2.750 05/31/29	06/01/2026	Coupon	49,156.25
91282CJN2	US TREASURY 4.375 11/30/28	06/01/2026	Coupon	109,375.00
91282CHF1	US TREASURY 3.750 05/31/30	06/01/2026	Coupon	70,312.50
91282CFY2	US TREASURY 3.875 11/30/29	06/01/2026	Coupon	48,437.50
91282CFZ9	US TREASURY 3.875 11/30/27	06/01/2026	Coupon	95,034.38
3130AWMN7	FHLBANKS 4.375 06/09/28	06/09/2026	Coupon	109,375.00
3130ATUS4	FHLBANKS 4.250 12/10/27	06/10/2026	Coupon	127,500.00
91282CKV2	US TREASURY 4.625 06/15/27	06/15/2026	Coupon	115,625.00
JUN 2026 TOTAL				724,815.63

Projected Cashflows

For the Period October 01, 2025 to March 31, 2026

CUSIP	DESCRIPTION	POST DATE	TRANSACTION TYPE	AMOUNT
ALL FUNDS TOTAL				13,332,684.38
GRAND TOTAL				13,332,684.38



Change in Value

IDENTIFIER	ISSUER PAR VALUE	YIELD	TRADE DATE MATURITY DATE	INTEREST ACCRUAL INTEREST RECEIVED	BEGINNING BOOK VALUE BEGINNING MARKET VALUE	PURCHASES/ ADDITIONS	REDEMPTIONS	CHANGE IN BOOK VALUE CHANGE IN MARKET VALUE	ENDING BOOK VALUE ENDING MARKET VALUE
ALL FUNDS									
91282CAB7	UNITED STATES TREASURY 0.25 07/31/2025 0.00	2.93	05/06/2022 07/31/2025	1,553.87 9,375.00	7,484,346.81 7,474,218.75	0.00	(7,500,000.00)	(7,484,346.81) (7,474,218.75)	0.00 0.00
91282CAJ0	UNITED STATES TREASURY 0.25 08/31/2025 0.00	1.76	02/24/2022 08/31/2025	2,072.01 6,250.00	4,987,862.55 4,964,648.45	0.00	(5,000,000.00)	(4,987,862.55) (4,964,648.45)	0.00 0.00
91282CAJ0	UNITED STATES TREASURY 0.25 08/31/2025 0.00	3.25	06/27/2022 08/31/2025	2,072.01 6,250.00	4,976,398.03 4,964,648.45	0.00	(5,000,000.00)	(4,976,398.03) (4,964,648.45)	0.00 0.00
4943564310	Wells Fargo Commercial Checking Account 3,806,688.09	0.00	09/30/2025	0.00 0.00	4,479,371.06 4,479,371.06	686,833.16	(1,359,516.13)	(672,682.97) (672,682.97)	3,806,688.09 3,806,688.09
3130AR5U1	FHLBANKS 2.050 03/10/26 '25 5,500,000.00	2.05	02/24/2022 03/10/2026	28,187.50 56,375.00	5,500,000.00 5,409,965.00	0.00	0.00	0.00 39,545.00	5,500,000.00 5,449,510.00
3130ARAM3	FHLBANKS 2.010 03/24/26 '25 5,000,000.00	2.01	03/04/2022 03/24/2026	25,125.00 50,250.00	5,000,000.00 4,912,800.00	0.00	0.00	0.00 36,650.00	5,000,000.00 4,949,450.00
91282CCP4	US TREASURY 0.625 07/31/26 5,500,000.00	1.81	02/24/2022 07/31/2026	8,640.20 17,187.50	5,432,487.95 5,305,781.25	0.00	0.00	15,724.33 53,710.97	5,448,212.27 5,359,492.22
3130AXCP1	FHLBANKS 4.875 09/11/26 3,000,000.00	4.92	10/16/2023 09/11/2026	36,562.50 73,125.00	2,998,468.23 3,029,670.00	0.00	0.00	322.48 1,140.00	2,998,790.70 3,030,810.00
31422XVA7	FARMER MAC 2.300 03/08/27 '24 MTN 5,000,000.00	2.30	02/24/2022 03/08/2027	28,750.00 57,500.00	5,000,000.00 4,835,950.00	0.00	0.00	0.00 35,650.00	5,000,000.00 4,871,600.00
3130ARAL5	FHLBANKS 2.150 03/24/27 '25 5,000,000.00	2.15	03/04/2022 03/24/2027	26,875.00 53,750.00	5,000,000.00 4,837,350.00	0.00	0.00	0.00 34,200.00	5,000,000.00 4,871,550.00
91282CKV2	US TREASURY 4.625 06/15/27 5,000,000.00	4.21	01/31/2025 06/15/2027	58,128.42 0.00	5,038,224.09 5,083,203.15	0.00	0.00	(4,925.23) (3,515.65)	5,033,298.85 5,079,687.50
91282CNV9	US TREASURY 3.625 08/31/27 4,980,000.00	3.49	09/08/2025 08/31/2027	10,472.44 0.00	0.00 0.00	4,992,255.47	0.00	4,991,898.02 4,980,000.00	4,991,898.02 4,980,000.00
91282CLL3	US TREASURY 3.375 09/15/27 5,000,000.00	4.23	01/31/2025 09/15/2027	42,309.11 84,375.00	4,911,625.70 4,965,625.00	0.00	0.00	10,087.39 11,718.75	4,921,713.09 4,977,343.75
91282CFZ9	US TREASURY 3.875 11/30/27 4,905,000.00	3.48	09/08/2025 11/30/2027	10,905.58 0.00	0.00 0.00	4,946,194.34	0.00	4,945,127.66 4,931,057.81	4,945,127.66 4,931,057.81
3130ATUS4	FHLBANKS 4.250 12/10/27 6,000,000.00	3.94	11/30/2022 12/10/2027	63,750.00 0.00	6,040,125.14 6,066,180.00	0.00	0.00	(4,138.47) 4,080.00	6,035,986.67 6,070,260.00
91282CMN8	US TREASURY 4.250 02/15/28 4,895,000.00	3.47	09/08/2025 02/15/2028	11,871.71 0.00	0.00 0.00	4,982,957.03	0.00	4,980,876.97 4,964,600.78	4,980,876.97 4,964,600.78
3133EPCX1	FED FARM CR BNKS 4.375 03/10/28 5,000,000.00	4.38	03/06/2023 03/10/2028	54,687.50 109,375.00	4,999,908.43 5,072,000.00	0.00	0.00	8.57 4,850.00	4,999,917.00 5,076,850.00
91282CND9	US TREASURY 3.750 05/15/28 4,905,000.00	3.46	09/08/2025 05/15/2028	10,496.43 0.00	0.00 0.00	4,940,446.29	0.00	4,939,685.17 4,921,094.53	4,939,685.17 4,921,094.53



Change in Value

IDENTIFIER	ISSUER PAR VALUE	YIELD	TRADE DATE MATURITY DATE	INTEREST ACCRUAL INTEREST RECEIVED	BEGINNING BOOK VALUE BEGINNING MARKET VALUE	PURCHASES/ ADDITIONS	REDEMPTIONS	CHANGE IN BOOK VALUE CHANGE IN MARKET VALUE	ENDING BOOK VALUE ENDING MARKET VALUE
3130AWMN7	FHLBANKS 4.375 06/09/28 5,000,000.00	4.27	08/09/2023 06/09/2028	54,687.50 0.00	5,013,486.09 5,083,800.00	0.00	0.00	(1,555.23) 1,500.00	5,012,330.86 5,085,300.00
3133EPWK7	FED FARM CR BNKS 4.500 09/22/28 3,000,000.00	4.93	10/19/2023 09/22/2028	33,750.00 67,500.00	2,963,608.81 3,062,340.00	0.00	0.00	2,839.69 3,420.00	2,966,448.50 3,065,760.00
91282CJN2	US TREASURY 4.375 11/30/28 5,000,000.00	4.30	01/31/2025 11/30/2028	54,986.34 0.00	5,012,231.19 5,105,078.15	0.00	0.00	(901.66) 3,515.60	5,011,329.53 5,108,593.75
91282CJW2	US TREASURY 4.000 01/31/29 5,000,000.00	4.30	01/31/2025 01/31/2029	50,270.24 100,000.00	4,951,356.87 5,045,703.15	0.00	0.00	3,416.16 8,593.75	4,954,773.03 5,054,296.90
91282CES6	US TREASURY 2.750 05/31/29 3,575,000.00	3.58	09/04/2025 05/31/2029	6,178.11 0.00	0.00 0.00	3,471,799.80	0.00	3,473,543.82 3,462,722.66	3,473,543.82 3,462,722.66
91282CLK5	US TREASURY 3.625 08/31/29 3,495,000.00	3.59	09/04/2025 08/31/2029	8,049.60 0.00	0.00 0.00	3,499,368.75	0.00	3,499,299.60 3,486,808.59	3,499,299.60 3,486,808.59
91282CFY2	US TREASURY 3.875 11/30/29 2,500,000.00	4.10	05/21/2025 11/30/2029	24,351.09 0.00	2,477,606.12 2,511,328.13	0.00	0.00	1,277.27 4,882.83	2,478,883.39 2,516,210.95
91282CMG3	US TREASURY 4.250 01/31/30 2,500,000.00	4.32	02/14/2025 01/31/2030	26,706.06 53,125.00	2,493,124.10 2,549,804.70	0.00	0.00	377.66 3,320.30	2,493,501.76 2,553,125.00
91282CGS4	US TREASURY 3.625 03/31/30 5,070,000.00	3.99	04/21/2025 03/31/2030	46,200.71 91,893.75	4,990,809.35 5,033,955.49	0.00	0.00	4,201.58 15,447.63	4,995,010.93 5,049,403.13
91282CHF1	US TREASURY 3.750 05/31/30 3,750,000.00	3.97	07/30/2025 05/31/2030	23,821.72 0.00	0.00 0.00	3,714,257.81	0.00	3,715,513.34 3,752,636.74	3,715,513.34 3,752,636.74
91282CNN7	US TREASURY 3.875 07/31/30 3,750,000.00	3.97	07/30/2025 07/31/2030	24,482.00 0.00	0.00 0.00	3,734,619.14	0.00	3,735,141.38 3,772,851.56	3,735,141.38 3,772,851.56
91282CNX5	US TREASURY 3.625 08/31/30 3,000,000.00	3.64	09/04/2025 08/31/2030	6,909.54 0.00	0.00 0.00	2,997,656.25	0.00	2,997,685.90 2,985,000.00	2,997,685.90 2,985,000.00
TOTAL		3.46		782,852.18 836,331.25	99,751,040.51 99,793,420.73	37,966,388.04	(18,859,516.13)	19,184,616.02 19,439,283.23	118,935,656.53 119,232,703.96

POOLED FUNDS

TEXPRIME	TexPool Prime 74,050,820.24	4.29	09/30/2025	823,875.36 823,875.36	54,726,944.88 54,726,944.88	20,557,026.40	(1,233,151.04)	19,323,875.36 19,323,875.36	74,050,820.24 74,050,820.24
TEXPRIME-UF	TexPool Prime - Utility Bond Fund 4,465,382.35	4.29	09/30/2025	49,147.26 49,147.26	4,416,235.09 4,416,235.09	49,147.26	0.00	49,147.26 49,147.26	4,465,382.35 4,465,382.35
TEXPOOL	TexPool 2,173,439.99	4.18	09/30/2025	190,000.00 190,000.00	42,748,327.70 42,748,327.70	727,430.69	(41,302,318.40)	(40,574,887.71) (40,574,887.71)	2,173,439.99 2,173,439.99
TOTAL		4.29		1,063,022.62 1,063,022.62	101,891,507.67 101,891,507.67	21,333,604.35	(42,535,469.44)	(21,201,865.09) (21,201,865.09)	80,689,642.58 80,689,642.58

GRAND TOTAL		3.79		1,845,874.80 1,899,353.87	201,642,548.18 201,684,928.40	59,299,992.39	(61,394,985.57)	(2,017,249.07) (1,762,581.86)	199,625,299.11 199,922,346.54
--------------------	--	-------------	--	--	--	----------------------	------------------------	--	--

Disclosure

Meeder provides monthly statements for its investment management clients to provide information about the investment portfolio. The information should not be used for audit or confirmation purposes. Please review your custodial statements and report any inaccuracies or discrepancies.

Certain information and data has been supplied by unaffiliated third parties. Although Meeder believes the information is reliable, it cannot warrant the accuracy of information offered by third parties. Market value may reflect prices received from pricing vendors when current market quotations are not available. Prices may not reflect firm bids or offers and may differ from the value at which the security can be sold.

Statements may include positions from unmanaged accounts provided for reporting purposes. Unmanaged accounts are managed directly by the client and are not included in the accounts managed by Meeder. This information is provided as a client convenience and Meeder assumes no responsibility for performance of these accounts or the accuracy of the data reported.

Investing involves risk. Past performance is no guarantee of future results. Debt and fixed income securities are subject to credit and interest rate risk. The investment return and principal value of an investment will fluctuate so that an investors shares, when redeemed, may be worth more or less than their original cost. Current performance may be lower or higher than the performance data quoted.

Investment advisory services provided by Meeder Public Funds, Inc. Please contact us if you would like to receive a copy of our current ADV disclosure brochure or privacy policy.

© 2024 Meeder Investment Management

meederpublicfunds.com | 866.633.3371

