



QUARTERLY INVESTMENT REPORT

San Antonio River Authority

SEPTEMBER 30, 2023



MEEDER

PUBLIC FUNDS

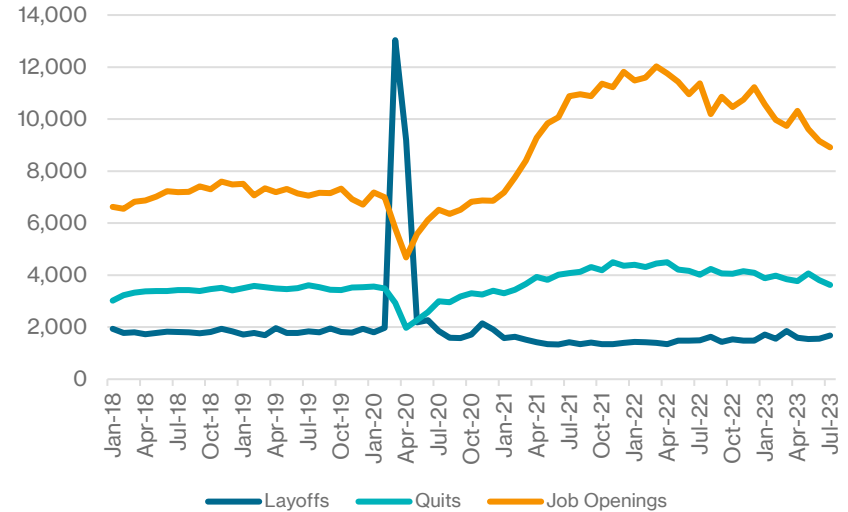
Loosening Labor Market & Inflation Rate Trending Lower

Following a quiet August, September saw economic data surprise to the upside. Both inflation and jobs data showed that the economy is still on solid ground albeit growing at a slower pace than in 2022. While coming in above expectations, the data was not strong enough to get the Fed to increase its target for the federal funds rate. However, the September meeting saw the Fed update its Statement of Economic Projections, including the keenly watched dot plot. The updated dot plot showed policymakers still see another 0.25% hike in 2023, and only 0.50% of rate cuts in 2024; the prior dot plot projected a full 1.00% of rate cuts in 2024. Chairman Powell used the press conference following the September meeting to communicate the Fed's commitment to the 2% inflation target. Markets extrapolated the updated economic projections to rates being "higher for longer", with treasury yields moving higher on the day and throughout September. Powell cautioned that the risks of tightening too much versus too little are both present and that the Fed is "in a position to proceed carefully".

The August US Employment report showed that the labor market continued to loosen. Nonfarm payrolls increased by 187,000. However, the prior two months of job gains were revised down by 110,000. Likewise, the unemployment rate increased to 3.8% as the participation rate increased, signaling more workers returned to the labor market. Wage growth slowed to 4.2% on the year and just 0.2% for the month. The combination of slowing job creation, higher participation, and slower wage growth is exactly the job market the Federal Reserve wants to see as it shows that a soft landing, where the job market slows but unemployment stays controlled, is still possible.

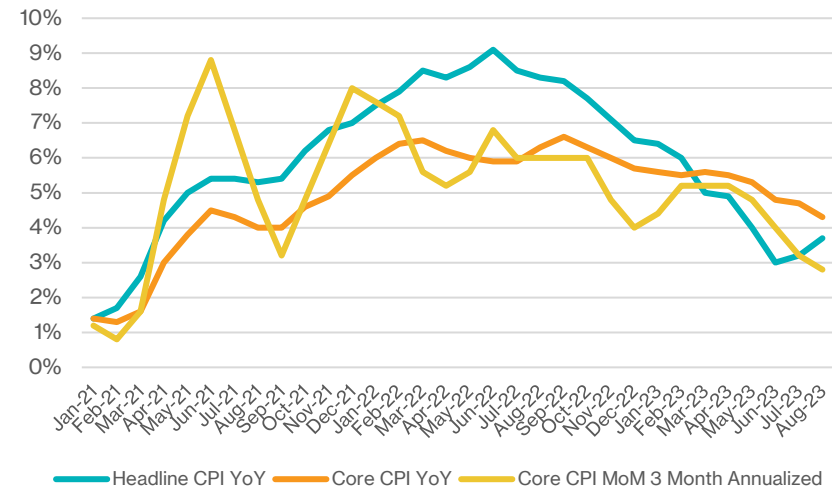
The Consumer Price Index (CPI) report from August showed that, while inflation data was not as soft as data from June and July, inflation is trending in the right direction. Headline CPI increased 0.6% in August, due mostly to an increase in energy prices. Specifically, gasoline prices increased 10.6% during the month, compared to a 0.2% increase in July. Core CPI increased 0.3% in August, following two consecutive monthly increases of 0.2%. Core CPI strips out volatile energy and food prices and is generally thought to be more reflective of price increases. Taking a step back, the 12-month change in core CPI ticked down to 4.3% from 4.7% last month and was the lowest 12-month increase since September 2021. Additionally, annualizing the last three months of core CPI readings points to core inflation of 2.4%, indicating more recent data is pointing to inflation trending close to the Federal Reserve's target of 2%.

Labor Market Loosening



SOURCE: BLOOMBERG

Inflation Trending Lower



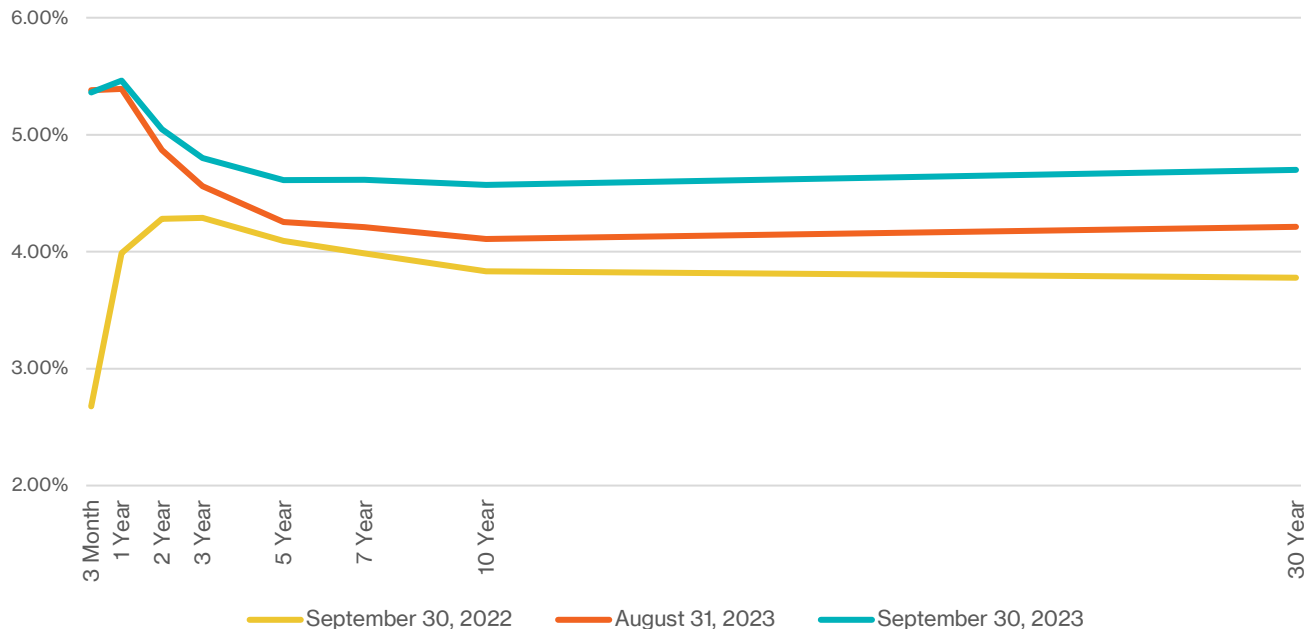
SOURCE: BLOOMBERG

Rates Move Higher

The combination of economic data, combined with the updated economic projections from the Federal Reserve led to more bear steepening. The 2-year US Treasury yield increased 0.18% to 5.05%, reflecting the lower odds of rate cuts in 2024. Likewise, long-term bond yields also increased, reflecting positive economic data. The 5-year US Treasury yield increased by 0.35% to 4.61%, and the 10-year US Treasury yield increased by 0.46% to 4.57%. Through September, the spread between the 2-year and 10-year treasury yield increased to -0.48%, well above the low of -1.08% in March 2023. Market pricing for rate hikes ended the month exactly where they began, pricing in a 40% chance of a 0.25% hike sometime in 2024. However, the market spent the month pricing cuts out. The implied federal funds rate in December 2024 increased from 4.23% to 4.62%, evidencing the market's belief that the Fed will not need to be as aggressive at cutting rates in 2024.

Credit product spreads remained contained in September. The more positive economic outlook combined with lower corporate and municipal bond issuance continues to keep a lid on spreads. Spreads on agency bonds tightened in September, remaining near long-term averages. We will continue to look to add value by picking up incremental yield on high-quality bonds. Rates are at historic levels not seen since 2007, making this a very attractive time to buy duration and lock in yields.

US Treasury Yield Curve




San Antonio River Authority


Quarterly Investment Report
July – September 2023
Portfolio Summary Management Report

This quarterly report is prepared in compliance with the Investment Policy and Strategy of the Authority and the Public Funds Investment Act (Chapter 2256, Texas Government Code).

<u>Portfolio as of June 30, 2023</u>		<u>Portfolio as of September 30, 2023</u>	
Beginning Book Value	\$ 144,592,384	Ending Book Value	\$ 153,776,342
Beginning Market Value	\$ 140,368,080	Ending Market Value	\$ 149,507,885
Unrealized Gain/Loss	\$ (4,224,304)	Investment Income for the period	\$ 1,129,258
WAM at Beginning Period Date ¹	534 days	Unrealized Gain/Loss	\$ (4,268,457)
		Change in Unrealized Gain/Loss	\$ (44,153)
		WAM at Ending Period Date ¹	497 days
		Change in Market Value ²	\$ 9,139,805
Average Yield to Maturity for the period		3.064%	
Average Yield 1 Year Treasury for period		5.390%	
Average Yield 2 Year Treasury for period		4.920%	

Authorized by:


Rick Trefzer, CMA, Deputy General Manager
San Antonio River Authority


Jason Headings, Senior Vice President
Meeder Public Funds

¹ **WAM**, represents weighted average maturity.

² **Change in Market Value** is required data, but will primarily reflect the receipt and expenditure of the Authority's funds from quarter to quarter.

Your Portfolio

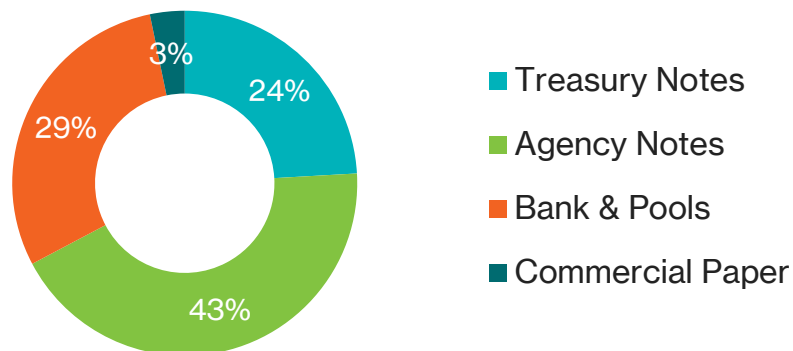
As of September 30, 2023

Your Portfolio Statistics

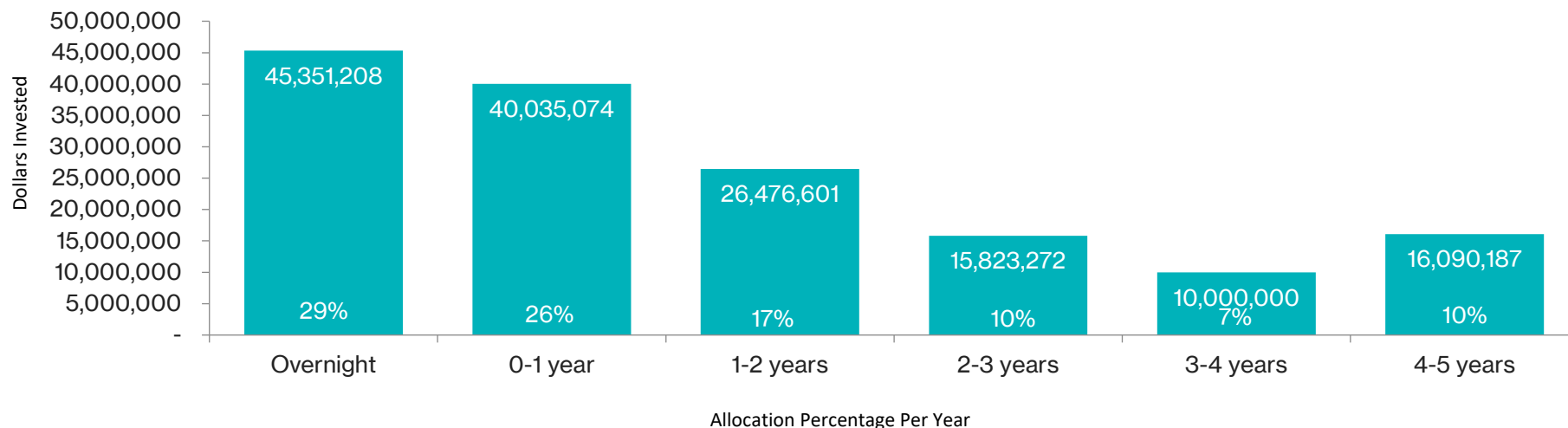
Weighted Average Maturity 1.36 years

Weighted Average Yield (All Funds) 3.22%

Your Asset Allocation



Your Maturity Distribution





San Antonio River Authority
Portfolio Management
Portfolio Summary
September 30, 2023

Meeder Public Funds
901 S. MoPac
Suite 300
Austin, TX 78746

Investments	Par Value	Market Value	Book Value	% of Portfolio	Term	Days to Maturity	YTM 365 Equiv.
Commercial Paper Disc. -Amortizing	5,000,000.00	4,990,340.00	4,991,673.61	3.25	92	11	5.604
Federal Agency Coupon Securities	66,500,000.00	63,662,919.25	66,376,858.25	43.16	1,425	826	2.067
Treasury Coupon Securities	38,000,000.00	35,503,417.98	37,056,602.19	24.10	1,121	581	2.192
Texpool/Texpool Prime	42,975,032.03	42,975,032.03	42,975,032.03	27.95	1	1	5.543
Frost Bank	2,376,176.13	2,376,176.13	2,376,176.13	1.55	1	1	4.270
	154,851,208.16	149,507,885.39	153,776,342.21	100.00%	889	497	3.217
Investments							
Cash and Accrued Interest							
Accrued Interest at Purchase		17,013.89	17,013.89				
Subtotal		17,013.89	17,013.89				
Total Cash and Investments	154,851,208.16	149,524,899.28	153,793,356.10		889	497	3.217
Total Earnings	September 30 Month Ending	Fiscal Year To Date					
Current Year	402,059.80	1,129,258.20					

The following reports are submitted in accordance with the Public Funds Investment Act (Texas Gov't Code 2256). The reports also offer supplemental information not required by the Act in order to fully inform the governing body of the San Antonio River Authority of the position and activity within the Authority's portfolio of investment. The reports include a management summary overview, a detailed inventory report for the end of the period, a transaction report, as well as graphic representations of the portfolio to provide full disclosure to the governing body.

Rick Trefzer, CMA, Deputy General Manager



M E E D E R
PUBLIC FUNDS

San Antonio River Authority
Summary by Type
September 30, 2023
Grouped by Fund

Meeder Public Funds
901 S. MoPac
Suite 300
Austin, TX 78746
-

Security Type	Number of Investments	Par Value	Book Value	% of Portfolio	Average YTM 365	Average Days to Maturity
Fund: General Fund						
Frost Bank	1	2,376,176.13	2,376,176.13	1.55	4.270	1
Federal Agency Coupon Securities	12	66,500,000.00	66,376,858.25	43.16	2.067	826
Commercial Paper Disc. -Amortizing	1	5,000,000.00	4,991,673.61	3.25	5.604	11
Treasury Coupon Securities	7	38,000,000.00	37,056,602.19	24.10	2.192	581
Subtotal	21	111,876,176.13	110,801,310.18	72.06	2.315	690
Fund: Pooled Fund						
Texpool/Texpool Prime	2	24,325,043.31	24,325,043.31	15.82	5.537	1
Subtotal	2	24,325,043.31	24,325,043.31	15.82	5.537	1
Fund: Utility Bond Fund						
Texpool/Texpool Prime	1	18,649,988.72	18,649,988.72	12.13	5.551	1
Subtotal	1	18,649,988.72	18,649,988.72	12.13	5.551	1
Total and Average	24	154,851,208.16	153,776,342.21	100.00	3.217	497



San Antonio River Authority
Fund GEN - General Fund
Investments by Fund
September 30, 2023

Meeder Public Funds
901 S. MoPac
Suite 300
Austin, TX 78746
-

CUSIP	Investment #	Issuer	Purchase Date	Book Value	Par Value	Market Value	Current Rate	YTM 360	YTM 365	Maturity Date	Days To Maturity
Commercial Paper Disc. -Amortizing											
53127UXC9	10215	Liberty Street Funding CP	07/12/2023	4,991,673.61	5,000,000.00	4,990,340.00		5.526	5.603	10/12/2023	11
Subtotal and Average				4,991,673.61	5,000,000.00	4,990,340.00		5.527	5.604		11
Federal Agency Coupon Securities											
31422XVA7	10199	FRMAC Call Note	03/08/2022	5,000,000.00	5,000,000.00	4,558,563.00	2.300	2.268	2.300	03/08/2027	1,254
3133EPCX1	10214	FFCB Note	03/10/2023	4,999,848.98	5,000,000.00	4,918,672.25	4.375	4.315	4.375	03/10/2028	1,622
3133EMCQ3	10165	FFCB Call Note	10/15/2020	10,000,000.00	10,000,000.00	9,979,349.20	0.280	0.313	0.317	10/13/2023	12
3133EMVD1	10168	FFCB Call Note	04/05/2021	5,000,000.00	5,000,000.00	4,867,987.70	0.330	0.366	0.371	04/05/2024	187
3130ATUS4	10211	FHLB Note	12/12/2022	6,068,836.59	6,000,000.00	5,897,027.22	4.250	3.889	3.943	12/10/2027	1,531
3130AWMN7	10216	FHLB Note	08/09/2023	5,021,501.09	5,000,000.00	4,931,677.85	4.375	4.214	4.272	06/09/2028	1,713
3130AMT85	10171	FHLB Call Note	06/28/2021	5,000,000.00	5,000,000.00	4,812,393.90	0.400	0.394	0.400	06/28/2024	271
3130ANNS5	10176	FHLB Call Note	08/30/2021	5,000,000.00	5,000,000.00	4,776,469.30	0.500	0.493	0.500	08/28/2024	332
3130AR5U1	10200	FHLB Call Note	03/10/2022	5,500,000.00	5,500,000.00	5,102,270.53	2.050	2.021	2.050	03/10/2026	891
3130ARAM3	10201	FHLB Call Note	03/24/2022	5,000,000.00	5,000,000.00	4,629,535.85	2.010	1.982	2.010	03/24/2026	905
3130ARAL5	10202	FHLB Call Note	03/24/2022	5,000,000.00	5,000,000.00	4,531,063.40	2.150	2.120	2.150	03/24/2027	1,270
3135G03U5	10207	FNMA Note	09/07/2022	4,786,671.59	5,000,000.00	4,657,909.05	0.625	3.466	3.514	04/22/2025	569
Subtotal and Average				66,376,858.25	66,500,000.00	63,662,919.25		2.039	2.067		826
Treasury Coupon Securities											
912828W71	10178	T Note	02/07/2022	10,043,400.78	10,000,000.00	9,836,328.10	2.125	1.222	1.239	03/31/2024	182
91282CAJ0	10181	T Note	02/28/2022	4,860,717.77	5,000,000.00	4,562,304.70	0.250	1.732	1.756	08/31/2025	700
91282CCP4	10182	T Note	02/28/2022	5,323,272.25	5,500,000.00	4,895,214.83	0.625	1.785	1.810	07/31/2026	1,034
91282CAB7	10203	T Note	05/10/2022	7,150,933.95	7,500,000.00	6,867,187.50	0.250	2.890	2.930	07/31/2025	669
91282CAJ0	10204	T Note	06/29/2022	4,729,157.68	5,000,000.00	4,562,304.70	0.250	3.204	3.249	08/31/2025	700
91282CDZ1	10205	T Note	07/06/2022	2,454,325.10	2,500,000.00	2,374,804.70	1.500	2.849	2.888	02/15/2025	503
91282CEQ0	10206	T Note	07/06/2022	2,494,794.66	2,500,000.00	2,405,273.45	2.750	2.844	2.884	05/15/2025	592
Subtotal and Average				37,056,602.19	38,000,000.00	35,503,417.98		2.162	2.192		581
Frost Bank											
92313	10120	Frost Bk Public Fund Checking	10/01/2017	2,376,176.13	2,376,176.13	2,376,176.13	4.270	4.211	4.270		1
Subtotal and Average				2,376,176.13	2,376,176.13	2,376,176.13		4.212	4.270		1
Total Investments and Average				110,801,310.18	111,876,176.13	106,532,853.36		2.284	2.315		689

**Fund POOL - Pooled Fund
Investments by Fund
September 30, 2023**

Page 2

CUSIP	Investment #	Issuer	Purchase Date	Book Value	Par Value	Market Value	Current Rate	YTM 360	YTM 365	Maturity Days To Date Maturity
Texpool/Texpool Prime										
44979502	10104	Texpool	05/03/2017	1,492,257.42	1,492,257.42	1,492,257.42	5.322	5.248	5.321	1
59079502	10105	Texpool Prime	05/17/2017	22,832,785.89	22,832,785.89	22,832,785.89	5.551	5.475	5.551	1
Subtotal and Average				24,325,043.31	24,325,043.31	24,325,043.31		5.461	5.537	1
Total Investments and Average				24,325,043.31	24,325,043.31	24,325,043.31		5.461	5.537	1

Fund UTIL - Utility Bond Fund
Investments by Fund
September 30, 2023

CUSIP	Investment #	Issuer	Purchase Date	Book Value	Par Value	Market Value	Current Rate	YTM 360	YTM 365	Maturity Days To Date Maturity
Texpool/Texpool Prime										
590795022	10217	Texpool Prime	09/08/2023	18,649,988.72	18,649,988.72	18,649,988.72	5.551	5.475	5.551	1
Subtotal and Average				18,649,988.72	18,649,988.72	18,649,988.72		5.475	5.551	1
Total Investments and Average				18,649,988.72	18,649,988.72	18,649,988.72		5.475	5.551	1



San Antonio River Authority Cash Reconciliation Report For the Period July 1, 2023 - September 30, 2023

Meeder Public Funds
901 S. MoPac
Suite 300
Austin, TX 78746
-

Trans. Date	Investment #	Fund	Trans. Type	Security ID	Par Value	Security Description	Maturity Date	Purchases	Interest	Redemptions	Cash
07/12/2023	10215	GEN	Purchase	53127UXC9	5,000,000.00	LIBSTF 5.0M 0.00% Mat. 10/12/2023	10/12/2023	-4,930,361.11	0.00	0.00	-4,930,361.11
07/31/2023	10182	GEN	Interest	91282CCP4	5,500,000.00	TNOTE 5.5M 0.63% Mat. 07/31/2026	07/31/2026	0.00	17,187.50	0.00	17,187.50
07/31/2023	10203	GEN	Interest	91282CAB7	7,500,000.00	TNOTE 7.5M 0.25% Mat. 07/31/2025	07/31/2025	0.00	9,375.00	0.00	9,375.00
08/02/2023	10209	GEN	Maturity	89233HV27	5,000,000.00	TOYMCC 5.0M 0.00% Mat.	08/02/2023	0.00	0.00	5,000,000.00	5,000,000.00
08/09/2023	10216	GEN	Purchase	3130AWMN7	5,000,000.00	FHLB 5.0M 4.38% Mat. 06/09/2028	06/09/2028	-5,022,163.45	-17,013.89	0.00	-5,039,177.34
08/15/2023	10205	GEN	Interest	91282CDZ1	2,500,000.00	TNOTE 2.5M 1.50% Mat. 02/15/2025	02/15/2025	0.00	18,750.00	0.00	18,750.00
08/28/2023	10176	GEN	Interest	3130ANNS5	5,000,000.00	FHLBC 5.0M 0.50% Mat. 08/28/2024	08/28/2024	0.00	12,500.00	0.00	12,500.00
08/31/2023	10181	GEN	Interest	91282CAJ0	5,000,000.00	TNOTE 5.0M 0.25% Mat. 08/31/2025	08/31/2025	0.00	6,250.00	0.00	6,250.00
08/31/2023	10204	GEN	Interest	91282CAJ0	5,000,000.00	TNOTE 5.0M 0.25% Mat. 08/31/2025	08/31/2025	0.00	6,250.00	0.00	6,250.00
08/31/2023	10210	GEN	Maturity	89119BVX1	5,000,000.00	TORDOM 5.0M 5.15% Mat.	08/31/2023	0.00	0.00	5,000,000.00	5,000,000.00
09/08/2023	10199	GEN	Interest	31422XVA7	5,000,000.00	FAMCAC 5.0M 2.30% Mat.	03/08/2027	0.00	57,500.00	0.00	57,500.00
09/10/2023	10200	GEN	Interest	3130AR5U1	5,500,000.00	FHLBC 5.5M 2.05% Mat. 03/10/2026	03/10/2026	0.00	56,375.00	0.00	56,375.00
09/10/2023	10214	GEN	Interest	3133EPCX1	5,000,000.00	FFCB 5.0M 4.38% Mat. 03/10/2028	03/10/2028	0.00	109,375.00	0.00	109,375.00
09/24/2023	10201	GEN	Interest	3130ARAM3	5,000,000.00	FHLBC 5.0M 2.01% Mat. 03/24/2026	03/24/2026	0.00	50,250.00	0.00	50,250.00
09/24/2023	10202	GEN	Interest	3130ARAL5	5,000,000.00	FHLBC 5.0M 2.15% Mat. 03/24/2027	03/24/2027	0.00	53,750.00	0.00	53,750.00
Subtotal								-9,952,524.56	380,548.61	10,000,000.00	428,024.05
Total								-9,952,524.56	380,548.61	10,000,000.00	428,024.05



San Antonio River Authority
Purchases Report
Sorted by Fund - Issuer
July 1, 2023 - September 30, 2023

Meeder Public Funds
 901 S. MoPac
 Suite 300
 Austin, TX 78746
 -

CUSIP	Investment #	Fund	Sec. Type	Issuer	Original Par Value	Purchase Date	Payment Periods	Principal Purchased	Accrued Interest at Purchase	Rate at Purchase	Maturity Date	YTM	Ending Book Value
General Fund													
3130AWMN7	10216	GEN	FAC	FHLB	5,000,000.00	08/09/2023	12/09 - 06/09	5,022,163.45	17,013.89	4.375	06/09/2028	4.273	5,021,501.09
53127UXC9	10215	GEN	ACP	LIBSTF	5,000,000.00	07/12/2023	10/12 - At Maturity	4,930,361.11			10/12/2023	5.527	4,991,673.61
Subtotal					10,000,000.00			9,952,524.56	17,013.89				10,013,174.70
Utility Bond Fund													
590795022	10217	UTIL	RR3	TXPRIM	18,584,889.58	09/08/2023	/ - Monthly	18,584,889.58		5.551		5.551	18,649,988.72
Subtotal					18,584,889.58			18,584,889.58	0.00				18,649,988.72
Total Purchases					28,584,889.58			28,537,414.14	17,013.89				28,663,163.42



M E E D E R
PUBLIC FUNDS

San Antonio River Authority
Maturity Report
Sorted by Maturity Date
Amounts due during July 1, 2023 - September 30, 2023

Meeder Public Funds
901 S. MoPac
Suite 300
Austin, TX 78746
-

CUSIP	Investment #	Fund	Sec. Type	Issuer	Par Value	Maturity Date	Purchase Date	Rate at Maturity	Book Value at Maturity	Interest	Maturity Proceeds	Net Income
89233HV27	10209	GEN	ACP	TOYMCC	5,000,000.00	08/02/2023	12/07/2022		5,000,000.00	0.00	5,000,000.00	0.00
89119BVX1	10210	GEN	ACP	TORDOM	5,000,000.00	08/31/2023	12/07/2022	5.150	5,000,000.00	0.00	5,000,000.00	0.00
Total Maturities					10,000,000.00				10,000,000.00	0.00	10,000,000.00	0.00



San Antonio River Authority
Interest Earnings
Sorted by Fund - Fund
July 1, 2023 - September 30, 2023
Yield on Beginning Book Value

Meeder Public Funds
901 S. MoPac
Suite 300
Austin, TX 78746
-

										Adjusted Interest Earnings		
CUSIP	Investment #	Fund	Security Type	Ending Par Value	Beginning Book Value	Ending Book Value	Maturity Date	Current Rate	Annualized Yield	Interest Earned	Amortization/ Accretion	Adjusted Interest Earnings
Fund: General Fund												
3135G03U5	10207	GEN	FAC	5,000,000.00	4,752,447.78	4,786,671.59	04/22/2025	0.625	3.509	7,812.50	34,223.81	42,036.31
3133EPCX1	10214	GEN	FAC	5,000,000.00	4,999,840.48	4,999,848.98	03/10/2028	4.375	4.340	54,687.50	8.50	54,696.00
3130AWMN7	10216	GEN	FAC	5,000,000.00	0.00	5,021,501.09	06/09/2028	4.375	4.242	31,597.22	-662.36	30,934.86
3130ATUS4	10211	GEN	FAC	6,000,000.00	6,072,942.15	6,068,836.59	12/10/2027	4.250	3.897	63,750.00	-4,105.56	59,644.44
91282CEQ0	10206	GEN	TRC	2,500,000.00	2,493,985.72	2,494,794.66	05/15/2025	2.750	2.863	17,187.50	808.94	17,996.44
91282CDZ1	10205	GEN	TRC	2,500,000.00	2,445,971.04	2,454,325.10	02/15/2025	1.500	2.888	9,451.00	8,354.06	17,805.06
91282CCP4	10182	GEN	TRC	5,500,000.00	5,307,547.92	5,323,272.25	07/31/2026	0.625	1.821	8,640.20	15,724.33	24,364.53
91282CAJ0	10204	GEN	TRC	5,000,000.00	4,693,561.26	4,729,157.68	08/31/2025	0.250	3.274	3,136.57	35,596.42	38,732.99
91282CAB7	10203	GEN	TRC	7,500,000.00	7,102,930.85	7,150,933.95	07/31/2025	0.250	2.944	4,712.84	48,003.10	52,715.94
91282BW71	10178	GEN	TRC	10,000,000.00	10,065,339.64	10,043,400.78	03/31/2024	2.125	1.241	53,415.30	-21,938.86	31,476.44
91282CAJ0	10181	GEN	TRC	5,000,000.00	4,842,412.11	4,860,717.77	08/31/2025	0.250	1.757	3,136.57	18,305.66	21,442.23
3133EMVD1	10168	GEN	FAC	5,000,000.00	5,000,000.00	5,000,000.00	04/05/2024	0.330	0.327	4,125.00	0.00	4,125.00
3133EMCQ3	10165	GEN	FAC	10,000,000.00	10,000,000.00	10,000,000.00	10/13/2023	0.280	0.278	7,000.00	0.00	7,000.00
3130ARAM3	10201	GEN	FAC	5,000,000.00	5,000,000.00	5,000,000.00	03/24/2026	2.010	1.994	25,125.00	0.00	25,125.00
3130AMT85	10171	GEN	FAC	5,000,000.00	5,000,000.00	5,000,000.00	06/28/2024	0.400	0.397	5,000.00	0.00	5,000.00
3130ANNS5	10176	GEN	FAC	5,000,000.00	5,000,000.00	5,000,000.00	08/28/2024	0.500	0.496	6,250.00	0.00	6,250.00
3130AR5U1	10200	GEN	FAC	5,500,000.00	5,500,000.00	5,500,000.00	03/10/2026	2.050	2.033	28,187.50	0.00	28,187.50
3130ARAL5	10202	GEN	FAC	5,000,000.00	5,000,000.00	5,000,000.00	03/24/2027	2.150	2.132	26,875.00	0.00	26,875.00
92313	10120	GEN	RR4	2,376,176.13	18,639,673.87	2,376,176.13		4.270	0.649	30,473.10	0.00	30,473.10
89233HV27	10209	GEN	ACP	0.00	4,977,111.11	0.00	08/02/2023		5.246	0.00	22,888.89	22,888.89
31422XVA7	10199	GEN	FAC	5,000,000.00	5,000,000.00	5,000,000.00	03/08/2027	2.300	2.281	28,750.00	0.00	28,750.00
89119BVX1	10210	GEN	ACP	0.00	4,956,368.05	0.00	08/31/2023	5.150	5.267	0.00	43,631.95	43,631.95
53127UXC9	10215	GEN	ACP	5,000,000.00	0.00	4,991,673.61	10/12/2023		5.604	0.00	61,312.50	61,312.50
Subtotal				111,876,176.13	126,850,131.98	110,801,310.18			2.093	419,312.80	262,151.38	681,464.18
Fund: Pooled Fund												
44979502	10104	POOL	RR3	1,492,257.42	9,738,464.16	1,492,257.42		5.322	2.188	53,696.88	0.00	53,696.88
59079502	10105	POOL	RR3	22,832,785.89	8,003,787.89	22,832,785.89		5.551	16.308	328,998.00	0.00	328,998.00
Subtotal				24,325,043.31	17,742,252.05	24,325,043.31			8.558	382,694.88	0.00	382,694.88

Portfolio SARA
AP
IE (PRF_IE) 7.2.0
Report Ver. 7.3.6.1

San Antonio River Authority
Interest Earnings
July 1, 2023 - September 30, 2023

CUSIP	Investment #	Fund	Security Type	Ending Par Value	Beginning Book Value	Ending Book Value	Maturity Date	Current Rate	Adjusted Interest Earnings			
									Annualized Yield	Interest Earned	Amortization/ Accretion	Adjusted Interest Earnings
Fund: Utility Bond Fund												
590795022	10217	UTIL	RR3	18,649,988.72	0.00	18,649,988.72		5.551	5.559	65,099.14	0.00	65,099.14
			Subtotal	18,649,988.72	0.00	18,649,988.72			5.559	65,099.14	0.00	65,099.14
			Total	154,851,208.16	144,592,384.03	153,776,342.21			2.956	867,106.82	262,151.38	1,129,258.20



San Antonio River Authority
Amortization Schedule
July 1, 2023 - September 30, 2023
Sorted By Fund - Fund

Meeder Public Funds
 901 S. MoPac
 Suite 300
 Austin, TX 78746
 -

Investment #		Maturity Date	Beginning Par Value				Amounts Amortized			
Issuer	Fund	Amort. Date	Current Rate	Purchase Principal	Original Premium or Discount	Ending Book Value	And Unamortized As of 07/01/2023	Amount Amortized This Period	Amt Amortized Through 09/30/2023	Amount Unamortized Through 09/30/2023
General Fund										
10214 FFCB Note	GEN	03/10/2028	5,000,000.00 4.375	4,999,830.00	-170.00	4,999,848.98	10.48 -159.52	8.50	18.98	-151.02
10165 FFCB Call Note	GEN	10/13/2023 10/13/2021	10,000,000.00 0.280	9,988,700.00	-11,300.00	10,000,000.00	11,300.00 0.00	0.00	11,300.00	0.00
10168 FFCB Call Note	GEN	04/05/2024 04/05/2022	5,000,000.00 0.330	4,993,750.00	-6,250.00	5,000,000.00	6,250.00 0.00	0.00	6,250.00	0.00
10211 FHLB Note	GEN	12/10/2027	6,000,000.00 4.250	6,082,020.00	82,020.00	6,068,836.59	-9,077.85 72,942.15	-4,105.56	-13,183.41	68,836.59
10216 FHLB Note	GEN	06/09/2028	5,000,000.00 4.375	5,022,163.45	22,163.45	5,021,501.09	0.00 22,163.45	-662.36	-662.36	21,501.09
10207 FNMA Note	GEN	04/22/2025	5,000,000.00 0.625	4,640,650.00	-359,350.00	4,786,671.59	111,797.78 -247,552.22	34,223.81	146,021.59	-213,328.41
10215 Liberty Street Funding CP	GEN	10/12/2023	5,000,000.00	4,930,361.11	-69,638.89	4,991,673.61	0.00 -69,638.89	61,312.50	61,312.50	-8,326.39
10178 T Note	GEN	03/31/2024	10,000,000.00 2.125	10,186,718.75	186,718.75	10,043,400.78	-121,379.11 65,339.64	-21,938.86	-143,317.97	43,400.78
10181 T Note	GEN	08/31/2025	5,000,000.00 0.250	4,745,312.50	-254,687.50	4,860,717.77	97,099.61 -157,587.89	18,305.66	115,405.27	-139,282.23
10182 T Note	GEN	07/31/2026	5,500,000.00 0.625	5,224,140.63	-275,859.37	5,323,272.25	83,407.29 -192,452.08	15,724.33	99,131.62	-176,727.75
10203 T Note	GEN	07/31/2025	7,500,000.00 0.250	6,885,351.56	-614,648.44	7,150,933.95	217,579.29 -397,069.15	48,003.10	265,582.39	-349,066.05
10204 T Note	GEN	08/31/2025	5,000,000.00 0.250	4,551,562.50	-448,437.50	4,729,157.68	141,998.76 -306,438.74	35,596.42	177,595.18	-270,842.32
10205 T Note	GEN	02/15/2025	2,500,000.00 1.500	2,413,281.25	-86,718.75	2,454,325.10	32,689.79 -54,028.96	8,354.06	41,043.85	-45,674.90
10206 T Note	GEN	05/15/2025	2,500,000.00 2.750	2,490,820.31	-9,179.69	2,494,794.66	3,165.41 -6,014.28	808.94	3,974.35	-5,205.34
10210 Toronto Dominion Bank CP	GEN	08/31/2023	5,000,000.00 5.150	4,809,020.83	-190,979.17	0.00	147,347.22 -43,631.95	43,631.95	190,979.17	0.00
10209 Toyota Motor Credit Corp CP	GEN	08/02/2023	5,000,000.00	4,829,763.89	-170,236.11	0.00	147,347.22 -22,888.89	22,888.89	170,236.11	0.00
Subtotal				86,793,446.78	-2,206,553.22	77,925,134.05	869,535.89 -1,337,017.33	262,151.38	1,131,687.27	-1,074,865.95

San Antonio River Authority
Amortization Schedule
July 1, 2023 - September 30, 2023

Investment #		Maturity Date	Beginning Par Value				Amounts Amortized			
Issuer	Fund	Amort. Date	Current Rate	Purchase Principal	Original Premium or Discount	Ending Book Value	And Unamortized As of 07/01/2023	Amount Amortized This Period	Amt Amortized Through 09/30/2023	Amount Unamortized Through 09/30/2023
			Total	86,793,446.78	-2,206,553.22	77,925,134.05	869,535.89 -1,337,017.33	262,151.38	1,131,687.27	-1,074,865.95



San Antonio River Authority
Projected Cashflow Report
Sorted by Monthly
For the Period October 1, 2023 - April 30, 2024

Meeder Public Funds
901 S. MoPac
Suite 300
Austin, TX 78746
-

Projected Trans. Date	Investment #	Fund	Security ID	Transaction Type	Issuer	Par Value	Original Cost	Principal	Interest	Total
October 2023										
10/05/2023	10168	GEN	3133EMVD1	Interest	FFCB Call Note	0.00	0.00	0.00	8,250.00	8,250.00
10/12/2023	10215	GEN	53127UXC9	Maturity	Liberty Street Funding CP	5,000,000.00	4,930,361.11	5,000,000.00	0.00	5,000,000.00
10/13/2023	10165	GEN	3133EMCQ3	Maturity	FFCB Call Note	10,000,000.00	9,988,700.00	10,000,000.00	14,000.00	10,014,000.00
10/22/2023	10207	GEN	3135G03U5	Interest	FNMA Note	0.00	0.00	0.00	15,625.00	15,625.00
Total for October 2023						15,000,000.00	14,919,061.11	15,000,000.00	37,875.00	15,037,875.00
November 2023										
11/15/2023	10206	GEN	91282CEQ0	Interest	T Note	0.00	0.00	0.00	34,375.00	34,375.00
11/28/2023	10176	GEN	3130ANNS5	Call	FHLB Call Note	5,000,000.00	5,000,000.00	5,000,000.00	0.00	5,000,000.00
Total for November 2023						5,000,000.00	5,000,000.00	5,000,000.00	34,375.00	5,034,375.00
December 2023										
12/09/2023	10216	GEN	3130AWMN7	Interest	FHLB Note	0.00	0.00	0.00	89,930.56	89,930.56
12/10/2023	10200	GEN	3130AR5U1	Call	FHLB Call Note	5,500,000.00	5,500,000.00	5,500,000.00	0.00	5,500,000.00
12/10/2023	10211	GEN	3130ATUS4	Interest	FHLB Note	0.00	0.00	0.00	127,500.00	127,500.00
12/24/2023	10201	GEN	3130ARAM3	Call	FHLB Call Note	5,000,000.00	5,000,000.00	5,000,000.00	0.00	5,000,000.00
12/24/2023	10202	GEN	3130ARAL5	Call	FHLB Call Note	5,000,000.00	5,000,000.00	5,000,000.00	0.00	5,000,000.00
12/28/2023	10171	GEN	3130AMT85	Interest	FHLB Call Note	0.00	0.00	0.00	10,000.00	10,000.00
12/28/2023	10171	GEN	3130AMT85	Call	FHLB Call Note	5,000,000.00	5,000,000.00	5,000,000.00	0.00	5,000,000.00
Total for December 2023						20,500,000.00	20,500,000.00	20,500,000.00	227,430.56	20,727,430.56
January 2024										
01/31/2024	10182	GEN	91282CCP4	Interest	T Note	0.00	0.00	0.00	17,187.50	17,187.50
01/31/2024	10203	GEN	91282CAB7	Interest	T Note	0.00	0.00	0.00	9,375.00	9,375.00
Total for January 2024						0.00	0.00	0.00	26,562.50	26,562.50
February 2024										
02/15/2024	10205	GEN	91282CDZ1	Interest	T Note	0.00	0.00	0.00	18,750.00	18,750.00
02/28/2024	10176	GEN	3130ANNS5	Interest	FHLB Call Note	0.00	0.00	0.00	12,500.00	12,500.00
02/29/2024	10181	GEN	91282CAJ0	Interest	T Note	0.00	0.00	0.00	6,250.00	6,250.00
02/29/2024	10204	GEN	91282CAJ0	Interest	T Note	0.00	0.00	0.00	6,250.00	6,250.00
Total for February 2024						0.00	0.00	0.00	43,750.00	43,750.00

San Antonio River Authority
Projected Cashflow Report
For the Period October 1, 2023 - April 30, 2024

Page 2

Projected Trans. Date	Investment #	Fund	Security ID	Transaction Type	Issuer	Par Value	Original Cost	Principal	Interest	Total
March 2024										
03/08/2024	10199	GEN	31422XVA7	Interest	FRMAC Call Note	0.00	0.00	0.00	57,500.00	57,500.00
03/08/2024	10199	GEN	31422XVA7	Call	FRMAC Call Note	5,000,000.00	5,000,000.00	5,000,000.00	0.00	5,000,000.00
03/10/2024	10200	GEN	3130AR5U1	Interest	FHLB Call Note	0.00	0.00	0.00	56,375.00	56,375.00
03/10/2024	10214	GEN	3133EPCX1	Interest	FFCB Note	0.00	0.00	0.00	109,375.00	109,375.00
03/24/2024	10201	GEN	3130ARAM3	Interest	FHLB Call Note	0.00	0.00	0.00	50,250.00	50,250.00
03/24/2024	10202	GEN	3130ARAL5	Interest	FHLB Call Note	0.00	0.00	0.00	53,750.00	53,750.00
03/31/2024	10178	GEN	912828W71	Maturity	T Note	10,000,000.00	10,186,718.75	10,000,000.00	106,250.00	10,106,250.00
Total for March 2024						15,000,000.00	15,186,718.75	15,000,000.00	433,500.00	15,433,500.00
April 2024										
04/05/2024	10168	GEN	3133EMVD1	Maturity	FFCB Call Note	5,000,000.00	4,993,750.00	5,000,000.00	8,250.00	5,008,250.00
04/22/2024	10207	GEN	3135G03U5	Interest	FNMA Note	0.00	0.00	0.00	15,625.00	15,625.00
Total for April 2024						5,000,000.00	4,993,750.00	5,000,000.00	23,875.00	5,023,875.00
GRAND TOTALS:						60,500,000.00	60,599,529.86	60,500,000.00	827,368.06	61,327,368.06



San Antonio River Authority
Texas Compliance Change in Val Report
Sorted by Fund
July 1, 2023 - September 30, 2023

Meeder Public Funds
901 S. MoPac
Suite 300
Austin, TX 78746
-

Inv #	Issuer	Fund	Purch Date	Interest Accrual	Beginning Book Value				Ending Book Value
Cusip	Par Value	YTM	Mat Date	Interest Received	Beginning Market Value	Purchases/ Additions	Redemptions	Change in Value	Ending Market Value
Fund: General Fund									
10120	FBPFC	GEN	10/01/2017	30,473.10	18,639,673.87	62,779,875.98	79,043,373.72	-16,263,497.74	2,376,176.13
92313	2,376,176.13	4.270	/ /	30,473.10	18,639,673.87	62,779,875.98	79,043,373.72	-16,263,497.74	2,376,176.13
10165	FFCBC	GEN	10/15/2020	7,000.00	10,000,000.00	0.00	0.00	0.00	10,000,000.00
3133EMCQ3	10,000,000.00	0.317	10/13/2023	0.00	9,850,345.70	0.00	0.00	129,003.50	9,979,349.20
10168	FFCBC	GEN	04/05/2021	4,125.00	5,000,000.00	0.00	0.00	0.00	5,000,000.00
3133EMVD1	5,000,000.00	0.371	04/05/2024	0.00	4,804,476.45	0.00	0.00	63,511.25	4,867,987.70
10171	FHLBC	GEN	06/28/2021	5,000.00	5,000,000.00	0.00	0.00	0.00	5,000,000.00
3130AMT85	5,000,000.00	0.400	06/28/2024	0.00	4,752,718.20	0.00	0.00	59,675.70	4,812,393.90
10176	FHLBC	GEN	08/30/2021	6,250.00	5,000,000.00	0.00	0.00	0.00	5,000,000.00
3130ANNS5	5,000,000.00	0.500	08/28/2024	12,500.00	4,720,642.55	0.00	0.00	55,826.75	4,776,469.30
10178	TNOTE	GEN	02/07/2022	53,415.30	10,065,339.64	0.00	0.00	-21,938.86	10,043,400.78
912828W71	10,000,000.00	1.239	03/31/2024	0.00	9,759,765.60	0.00	0.00	76,562.50	9,836,328.10
10181	TNOTE	GEN	02/28/2022	3,136.57	4,842,412.11	0.00	0.00	18,305.66	4,860,717.77
91282CAJ0	5,000,000.00	1.756	08/31/2025	6,250.00	4,535,937.50	0.00	0.00	26,367.20	4,562,304.70
10182	TNOTE	GEN	02/28/2022	8,640.20	5,307,547.92	0.00	0.00	15,724.33	5,323,272.25
91282CCP4	5,500,000.00	1.810	07/31/2026	17,187.50	4,898,652.33	0.00	0.00	-3,437.50	4,895,214.83
10199	FAMCAC	GEN	03/08/2022	28,750.00	5,000,000.00	0.00	0.00	0.00	5,000,000.00
31422XVA7	5,000,000.00	2.300	03/08/2027	57,500.00	4,621,832.95	0.00	0.00	-63,269.95	4,558,563.00
10200	FHLBC	GEN	03/10/2022	28,187.50	5,500,000.00	0.00	0.00	0.00	5,500,000.00
3130AR5U1	5,500,000.00	2.050	03/10/2026	56,375.00	5,118,203.91	0.00	0.00	-15,933.38	5,102,270.53
10201	FHLBC	GEN	03/24/2022	25,125.00	5,000,000.00	0.00	0.00	0.00	5,000,000.00
3130ARAM3	5,000,000.00	2.010	03/24/2026	50,250.00	4,644,638.80	0.00	0.00	-15,102.95	4,629,535.85

Portfolio SARA

San Antonio River Authority
Texas Compliance Change in Val Report
July 1, 2023 - September 30, 2023

Page 2

Inv #	Issuer	Fund	Purch Date	Interest Accrual	Beginning Book Value				Ending Book Value
Cusip	Par Value	YTM	Mat Date	Interest Received	Beginning Market Value	Purchases/ Additions	Redemptions	Change in Value	Ending Market Value
10202	FHLBC	GEN	03/24/2022	26,875.00	5,000,000.00	0.00	0.00	0.00	5,000,000.00
3130ARAL5	5,000,000.00	2.150	03/24/2027	53,750.00	4,595,763.05	0.00	0.00	-64,699.65	4,531,063.40
10203	TNOTE	GEN	05/10/2022	4,712.84	7,102,930.85	0.00	0.00	48,003.10	7,150,933.95
91282CAB7	7,500,000.00	2.930	07/31/2025	9,375.00	6,823,535.18	0.00	0.00	43,652.32	6,867,187.50
10204	TNOTE	GEN	06/29/2022	3,136.57	4,693,561.26	0.00	0.00	35,596.42	4,729,157.68
91282CAJ0	5,000,000.00	3.249	08/31/2025	6,250.00	4,535,937.50	0.00	0.00	26,367.20	4,562,304.70
10205	TNOTE	GEN	07/06/2022	9,451.00	2,445,971.04	0.00	0.00	8,354.06	2,454,325.10
91282CDZ1	2,500,000.00	2.888	02/15/2025	18,750.00	2,359,277.35	0.00	0.00	15,527.35	2,374,804.70
10206	TNOTE	GEN	07/06/2022	17,187.50	2,493,985.72	0.00	0.00	808.94	2,494,794.66
91282CEQ0	2,500,000.00	2.884	05/15/2025	0.00	2,400,878.90	0.00	0.00	4,394.55	2,405,273.45
10207	FNMA	GEN	09/07/2022	7,812.50	4,752,447.78	0.00	0.00	34,223.81	4,786,671.59
3135G03U5	5,000,000.00	3.514	04/22/2025	0.00	4,623,233.00	0.00	0.00	34,676.05	4,657,909.05
10209	TOYMCC	GEN	12/07/2022	0.00	4,977,111.11	0.00	5,000,000.00	-4,977,111.11	0.00
89233HV27	0.00	0.000	08/02/2023	0.00	4,976,395.00	0.00	5,000,000.00	-4,976,395.00	0.00
10210	TORDOM	GEN	12/07/2022	0.00	4,956,368.05	0.00	5,000,000.00	-4,956,368.05	0.00
89119BVX1	0.00	0.000	08/31/2023	0.00	4,955,720.00	0.00	5,000,000.00	-4,955,720.00	0.00
10211	FHLB	GEN	12/12/2022	63,750.00	6,072,942.15	0.00	0.00	-4,105.56	6,068,836.59
3130ATUS4	6,000,000.00	3.943	12/10/2027	0.00	5,978,969.76	0.00	0.00	-81,942.54	5,897,027.22
10214	FFCB	GEN	03/10/2023	54,687.50	4,999,840.48	0.00	0.00	8.50	4,999,848.98
3133EPCX1	5,000,000.00	4.375	03/10/2028	109,375.00	5,029,230.70	0.00	0.00	-110,558.45	4,918,672.25
10215	LIBSTF	GEN	07/12/2023	0.00	0.00	4,930,361.11	0.00	4,991,673.61	4,991,673.61
53127UXC9	5,000,000.00	5.526	10/12/2023	0.00	0.00	4,930,361.11	0.00	4,990,340.00	4,990,340.00
10216	FHLB	GEN	08/09/2023	31,597.22	0.00	5,022,163.45	0.00	5,021,501.09	5,021,501.09
3130AWMN7	5,000,000.00	4.272	06/09/2028	0.00	0.00	5,022,163.45	0.00	4,931,677.85	4,931,677.85

Portfolio SARA

San Antonio River Authority
Texas Compliance Change in Val Report
July 1, 2023 - September 30, 2023

Inv #	Issuer	Fund	Purch Date	Interest Accrual	Beginning Book Value				Ending Book Value
Cusip	Par Value	YTM	Mat Date	Interest Received	Beginning Market Value	Purchases/ Additions	Redemptions	Change in Value	Ending Market Value
Sub Totals For: Fund: General Fund				419,312.80	126,850,131.98	72,732,400.54	89,043,373.72	-16,048,821.80	110,801,310.18
				428,035.60	122,625,828.30	72,732,400.54	89,043,373.72	-16,092,974.94	106,532,853.36
Fund: Pooled Fund									
10104	TXPOOL	POOL	05/03/2017	53,696.88	9,738,464.16	47,438,682.84	55,684,889.58	-8,246,206.74	1,492,257.42
44979502	1,492,257.42	5.321	/ /	53,696.88	9,738,464.16	47,438,682.84	55,684,889.58	-8,246,206.74	1,492,257.42
10105	TXPRIM	POOL	05/17/2017	328,998.00	8,003,787.89	20,328,998.00	5,500,000.00	14,828,998.00	22,832,785.89
59079502	22,832,785.89	5.551	/ /	328,998.00	8,003,787.89	20,328,998.00	5,500,000.00	14,828,998.00	22,832,785.89
Sub Totals For: Fund: Pooled Fund				382,694.88	17,742,252.05	67,767,680.84	61,184,889.58	6,582,791.26	24,325,043.31
				382,694.88	17,742,252.05	67,767,680.84	61,184,889.58	6,582,791.26	24,325,043.31
Fund: Utility Bond Fund									
10217	TXPRIM	UTIL	09/08/2023	65,099.14	0.00	18,649,988.72	0.00	18,649,988.72	18,649,988.72
590795022	18,649,988.72	5.551	/ /	65,099.14	0.00	18,649,988.72	0.00	18,649,988.72	18,649,988.72
Sub Totals For: Fund: Utility Bond Fund				65,099.14	0.00	18,649,988.72	0.00	18,649,988.72	18,649,988.72
				65,099.14	0.00	18,649,988.72	0.00	18,649,988.72	18,649,988.72
Report Grand Totals:				867,106.82	144,592,384.03	159,150,070.10	150,228,263.30	9,183,958.18	153,776,342.21
				875,829.62	140,368,080.35	159,150,070.10	150,228,263.30	9,139,805.04	149,507,885.39

Disclosures



Meeder Public Funds, Inc., is a registered investment adviser with the Securities and Exchange Commission (SEC) under the Investment Advisers Act of 1940. Registration with the SEC does not imply a certain level of skill or training. The opinions expressed in this presentation are those of Meeder Public Funds, Inc. The material presented has been derived from sources considered to be reliable, but the accuracy and completeness cannot be guaranteed.

Meeder provides monthly statements for its investment management clients to provide information about the investment portfolio. The information should not be used for audit or confirmation purposes. Please review your custodial statements and report any inaccuracies or discrepancies.

Certain information and data have been supplied by unaffiliated third parties. Although Meeder believes the information is reliable, it cannot warrant the accuracy of information offered by third parties. Market value may reflect prices received from pricing vendors when current market quotations are not available. Prices may not reflect firm bids or offers and may differ from the value at which the security can be sold.

Statements may include positions from unmanaged accounts provided for reporting purposes. Unmanaged accounts are managed directly by the client and are not included in the accounts managed by the investment adviser. This information is provided as a client convenience and the investment adviser assumes no responsibility for performance of these accounts or the accuracy of the data reported.

Investing involves risk. Past performance is no guarantee of future results. Debt and fixed income securities are subject to credit and interest rate risk. The investment return and principal value of an investment will fluctuate so that an investors shares, when redeemed, may be worth more or less than their original cost. Current performance may be lower or higher than the performance data quoted.

Investment advisory services are provided through Meeder Public Funds, Inc. Please contact us if you would like to receive a copy of our current ADV disclosure brochure or privacy policy.

Meeder Public Funds

Barton Oaks Plaza I
901 S. MoPac Expy
Suite 300
Austin, Texas
78746

866.633.3371