

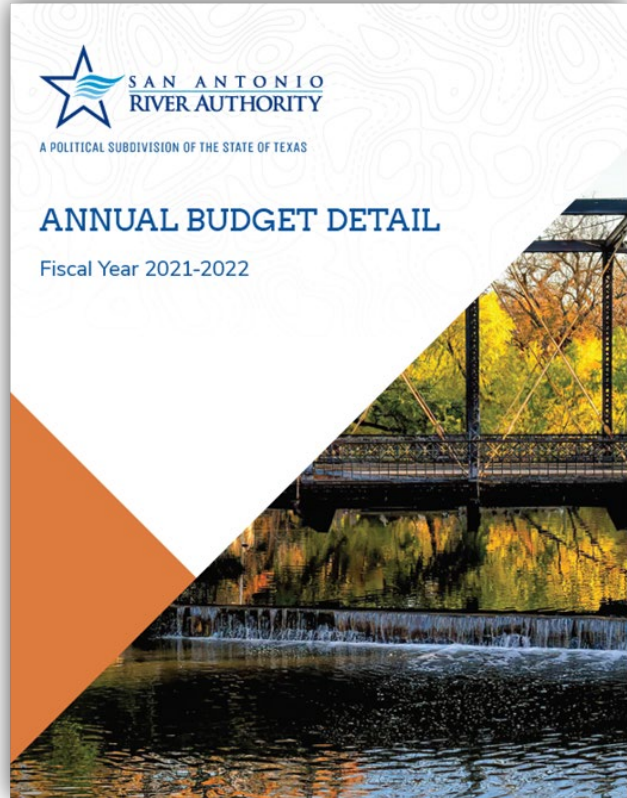


Fiscal Year 2021-22: Budget Presentation

June 23, 2021



FY22 Budget: **Process Overview**



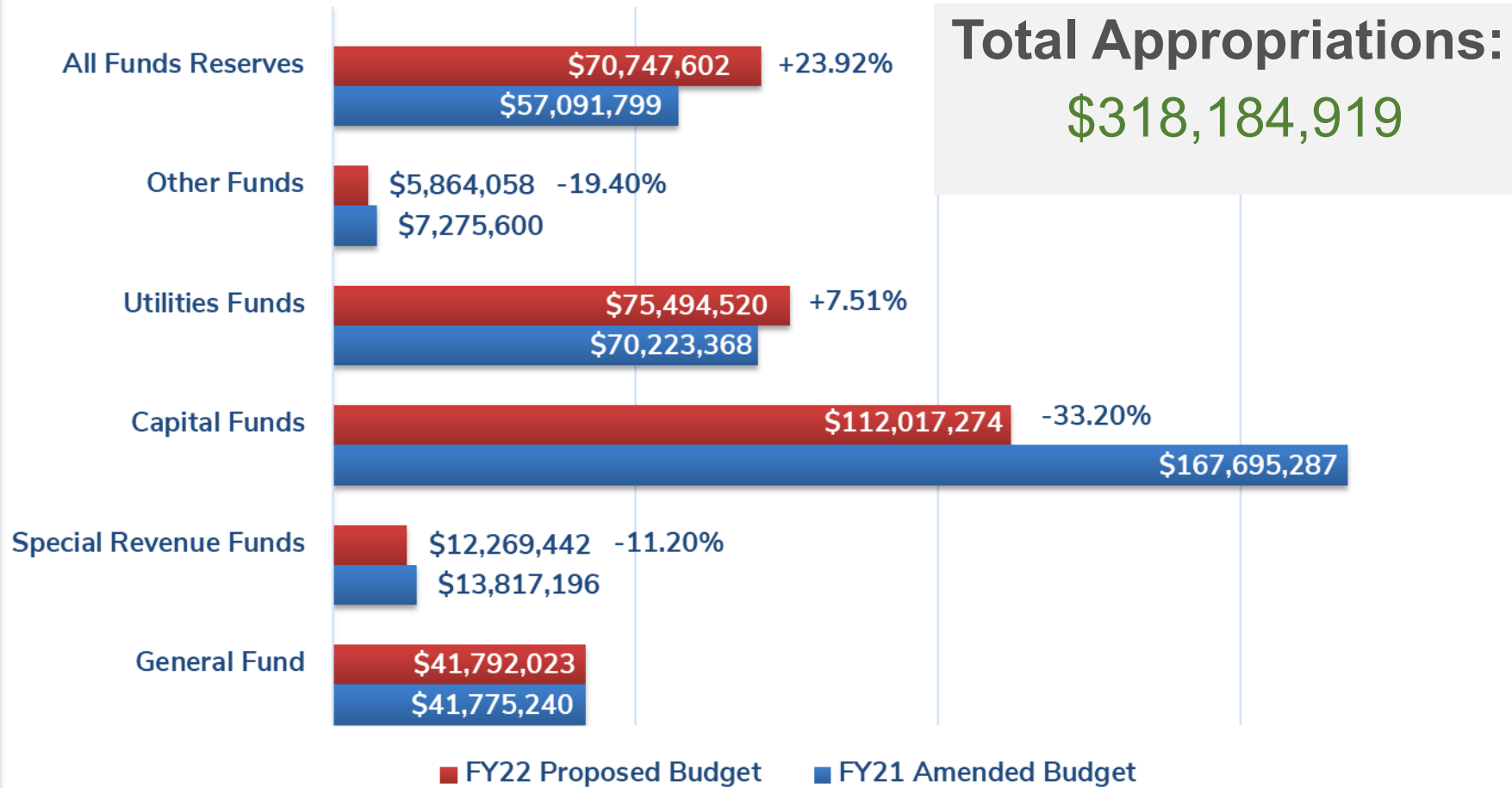
- **Proposed Budget**
 - Ordinances for Rates and Fees
 - Proposed Budget with Revisions
- **Property Tax Rate (future meetings)**
 - July 25 – Certified Property Values
 - August 25 – Tax Rate Briefing, Set Public Hearing
 - September 15 – Special Meeting (Set Tax Rate)

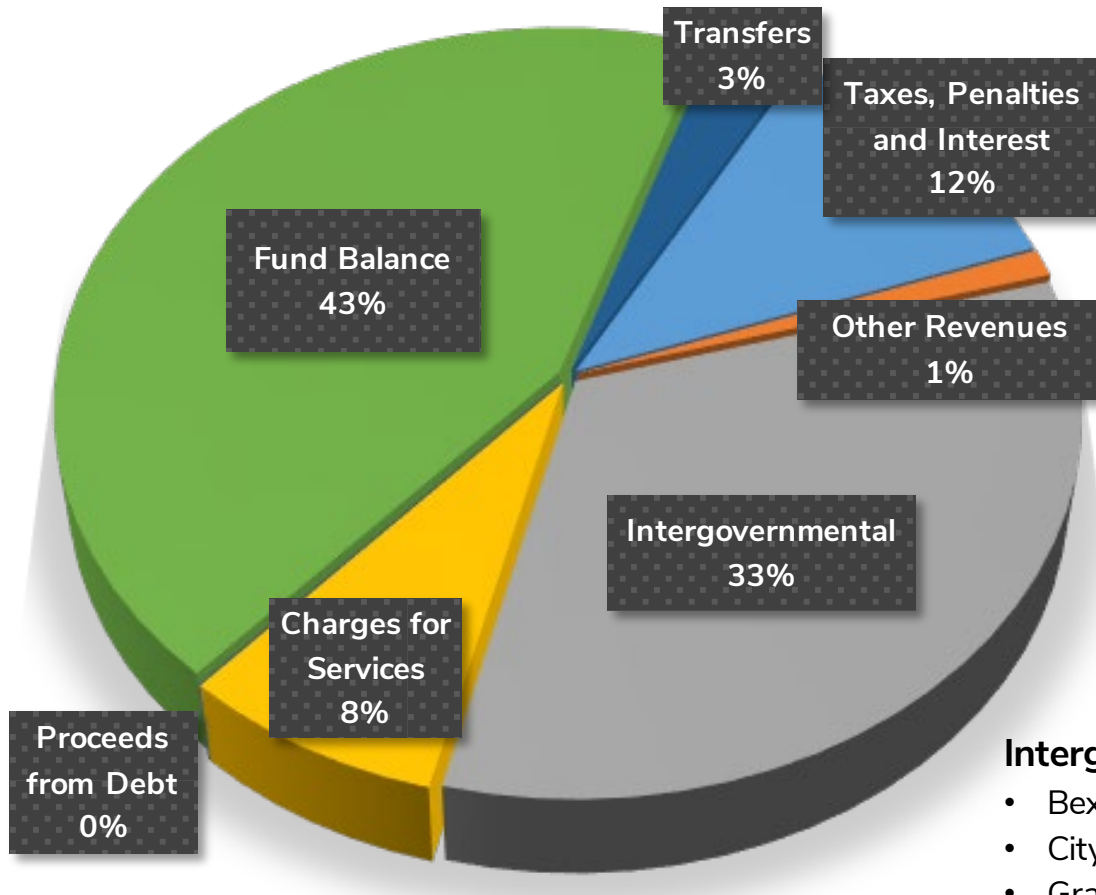


Strategic Plan Fiscal Year 2021-23



FY22 Proposed Budget v. FY21 Amended Budget





Taxes, Penalties and Interest	\$ 36,494,040
Other Revenues	3,642,250
Intergovernmental	105,671,770
Charges for Services	24,737,599
Proceeds from Debt	-
Fund Balance	138,091,701
Transfers	9,547,559
Total Available Funds	\$ 318,184,919

Intergovernmental

- Bexar County
- City of San Antonio
- Grants



FY22 Budget Development: **Property Tax**

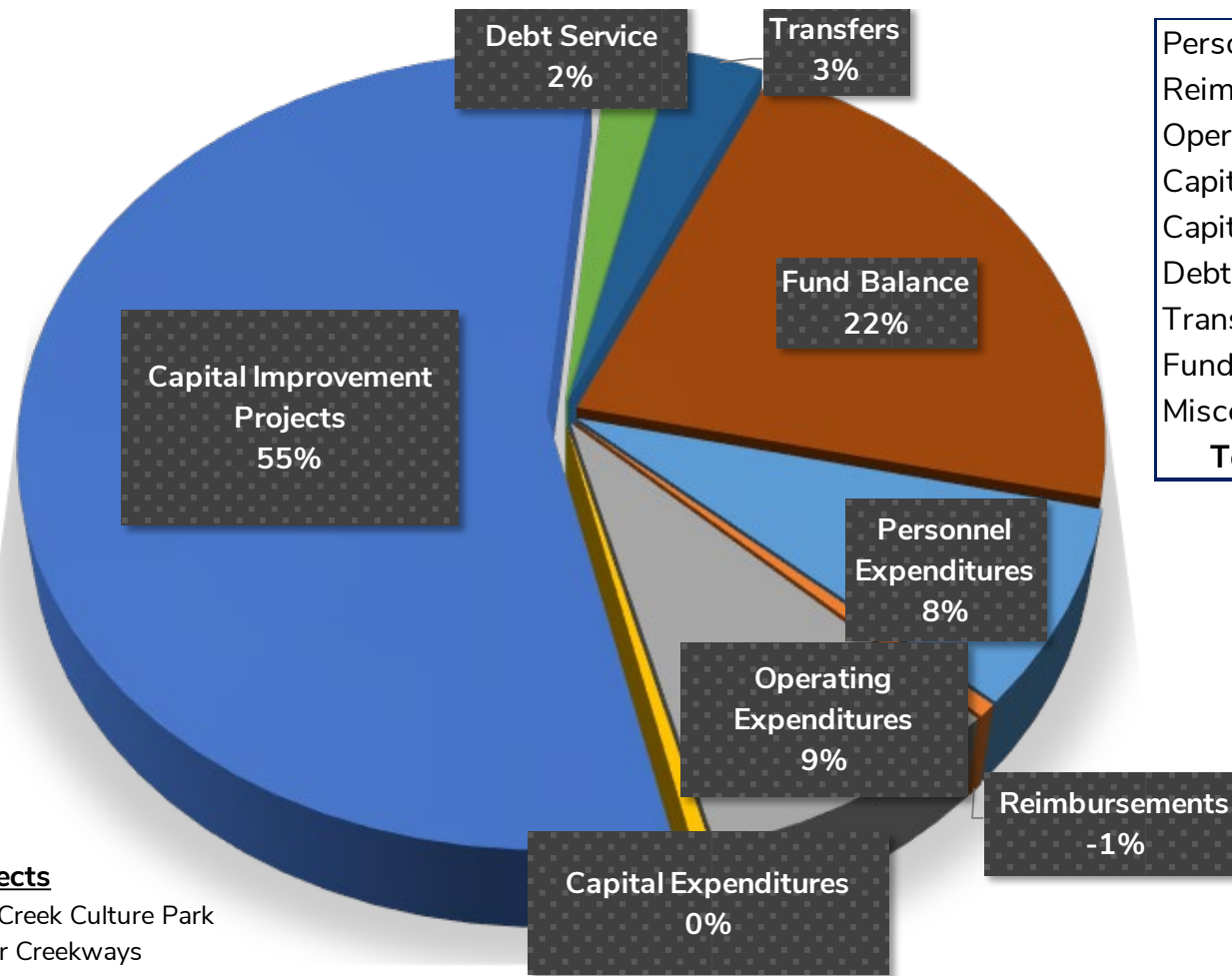
FY21 Amended Budget	\$35,027,886	Rollback Rate
Tax Rate	.01858	.01879
FY22 Est. Revenue	36,384,040	36,795,270
Variance (FY22 - FY21)	+\$1,356,154	+\$1,767,384
FY22 Preliminary Information: <ul style="list-style-type: none">• Bexar (+4.9%), Goliad (-22.5%), Karnes (-20%*), Wilson (+8%*)		



FY22 Budget Development: **Property Tax**

- Considerations:
 - Volatility in property valuations across district
 - Volatility in project cost and commodities
 - Anticipated Level of Service / Other Key Initiatives
 - Renewal and Replacement Fund





Personnel Expenditures	\$ 26,002,199
Reimbursements	(1,745,000)
Operating Expenditures	28,165,994
Capital Expenditures	1,518,500
Capital Improvement Projects	176,890,038
Debt Service	7,053,234
Transfers	9,552,352
Fund Balance	70,747,602
Miscellaneous	-
Total Appropriations	\$ 318,184,919

Capital Projects

- San Pedro Creek Culture Park
- WSC Linear Creekways
- Salitrillo WWTP Expansion and Improvements
- Martinez IV WWTP Expansion



Budget Development: New Resources

Category	FY21 Adopted Budget	FY22 Adopted Budget
Personnel Resources	953,948	671,375
Operations Resources	697,737	1,183,732
Capital Resources	443,000	543,000
Project Resources	3,972,269	5,532,400
Total	\$6,066,954	\$ 7,930,507

- FY18 new resources: \$5.64M
- FY19 new resources: \$8.41M
- FY20 new resources:\$7.39M
- FY21 new resources: \$6.07M
- **FY22 New Resources: \$7.93M**



Project Funding

FY22: Total Authorized Projects (62)

- SARA Project Fund/PRDF (32)
 - 15 new funding
 - 6 have additional funding source
- Utilities (10)
 - 5 new funding
- Other Collaborative Projects (10)
 - 3 new funding
- Grant Fund (10)
 - 2 pending



SARA Project Funding: New Projects

Project Name	Funding
Downstream Predictive Flood Modeling	261,000
Escondido Phase II	200,000
Freshwater Mussel Reintroduction	85,400
Green Stormwater Infrastructure (GSI) Web-Based Tools	26,000
Management Tool for the I-Drive	50,000
Mission Reach Boundary Markers	105,000
Watershed Master Plan Atlas 14 Updates	595,000
\$ 1,322,400	



Escondido Creek Parkway Phase II



SARA Project Funding: New Funding

Project Name	New Funding
Bexar County Rivers & Creeks Program	100,000
City of San Antonio Bond GSI Match	250,000
Facilities Acquisition and Improvements	2,700,000
Floodplain Remapping - Leon, Salado, and Medina	60,000
GSI Broadway Alamo Heights	300,000
Watershed Master Plans Integration	500,000
Watershed Wise Rebate Program	<u>300,000</u>

\$ 4,210,000



Bioretention at Lackland Gateway Corridor



Questions

