



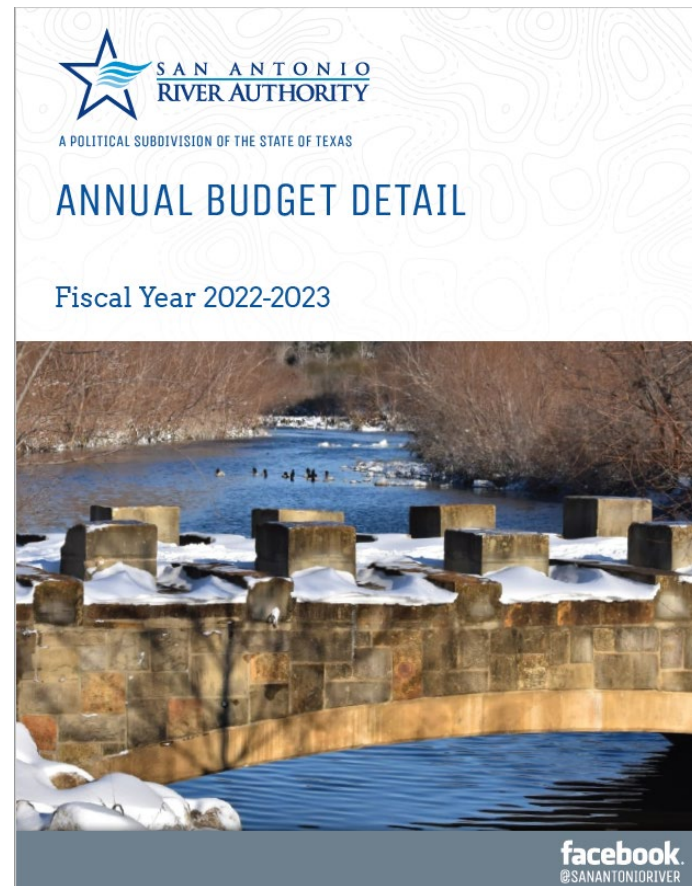
Fiscal Year 2022-23: Budget Presentation

June 10, 2022



FY23 Budget: Process Overview

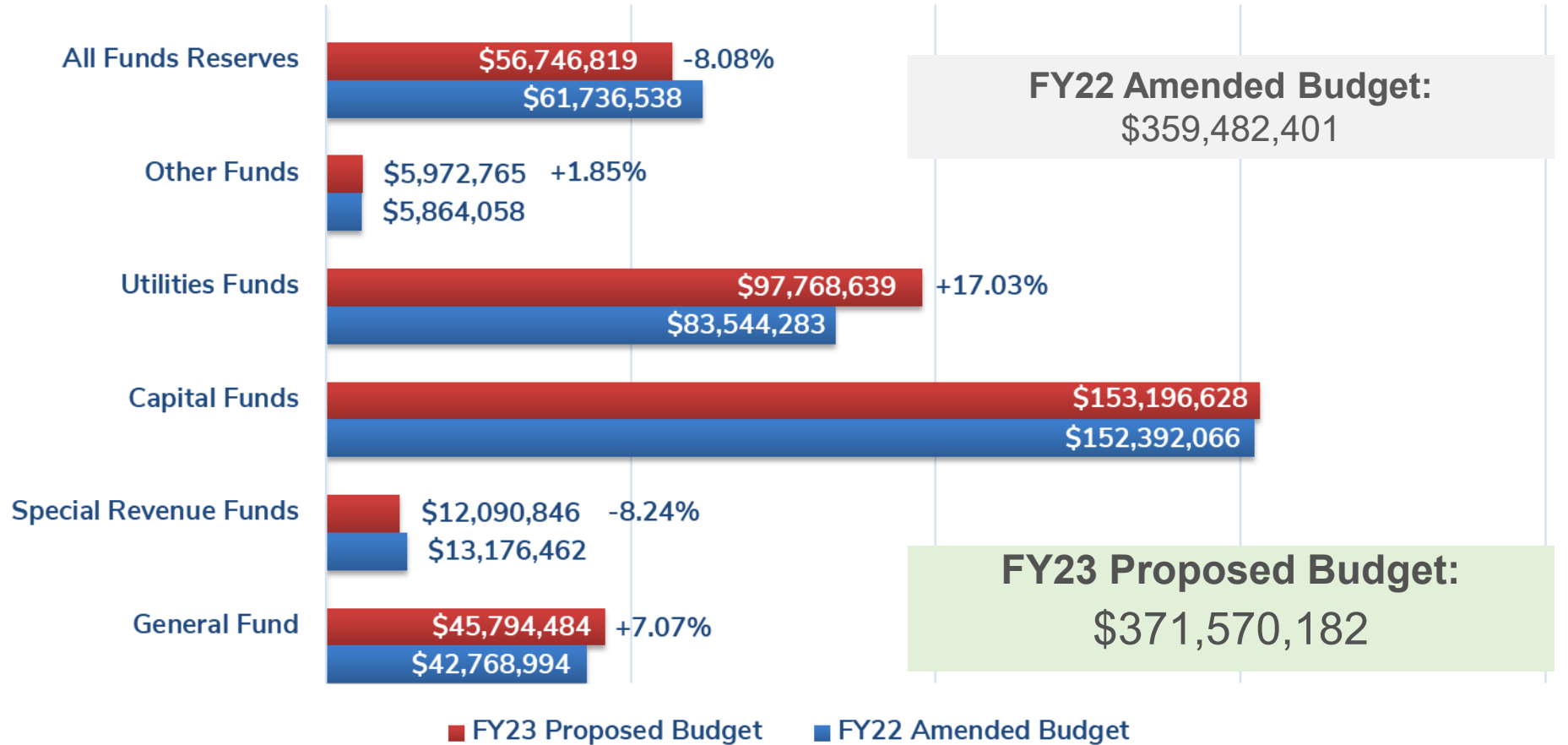
- **Budget Adoption - June 15th**
 - Homestead Exemption Ordinance (due July 1st)
- **Property Tax Rate (future meetings)**
 - July 25 – Certified Property Values
 - August 17 – Tax Rate Briefing, Set Public Hearing
 - September 21 – Special Meeting (Set Tax Rate)



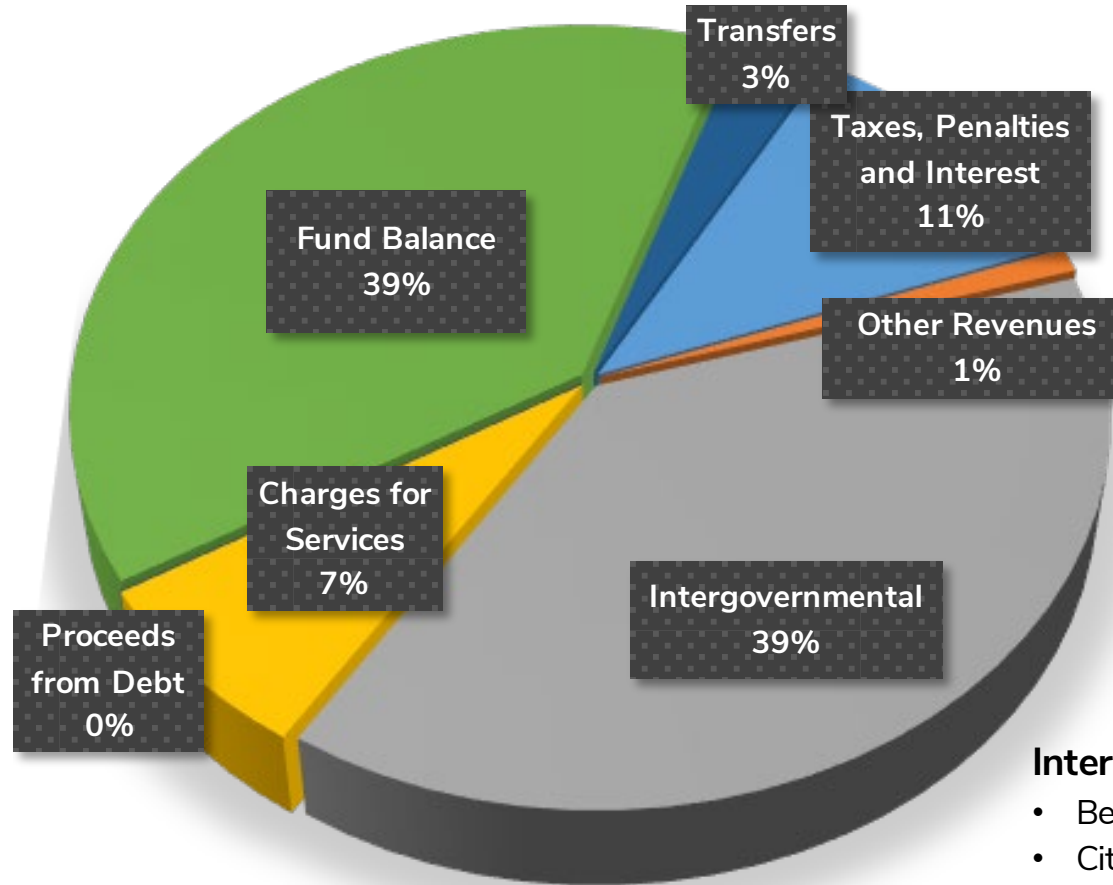
Strategic Plan Fiscal Year 2021-23



FY23 Proposed Budget v. FY22 Amended Budget



Revenues



Taxes, Penalties and Interest	\$ 42,007,664
Other Revenues	3,791,850
Intergovernmental	143,623,602
Charges for Services	27,441,116
Proceeds from Debt	-
Fund Balance	143,826,263
Transfers	10,879,687
Total Available Funds	\$ 371,570,182

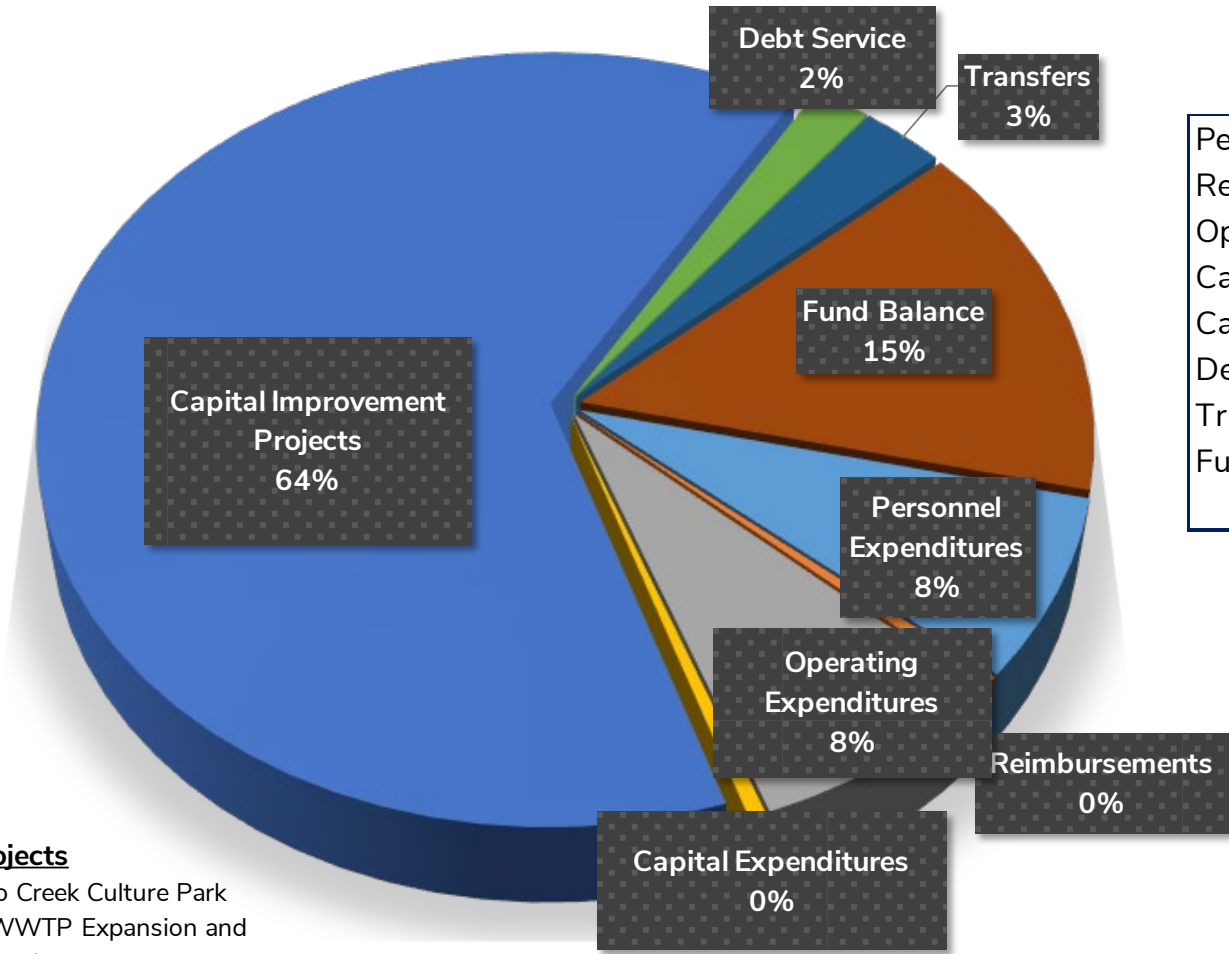
Intergovernmental

- Bexar County
- City of San Antonio
- Grants



Appropriations

Personnel Expenditures	\$ 28,324,233
Reimbursements	(1,722,000)
Operating Expenditures	29,061,197
Capital Expenditures	1,913,861
Capital Improvement Projects	238,910,311
Debt Service	7,456,974
Transfers	10,878,787
Fund Balance	56,746,819
Total Appropriations	\$ 371,570,182



Capital Projects

- San Pedro Creek Culture Park
- Salitrillo WWTP Expansion and Improvements
- Martinez IV WWTP Expansion
- Bexar Creeks & Trails Program



FY23 Budget Development: **Property Tax**

FY22 Amended Budget	\$36,622,041 \$0.01858 per \$100 in valuation
Tax Rate	\$0.01842
FY23 Est. Revenue	42,007,664
Variance (FY23 - FY22)	+\$5,385,623
FY22 Preliminary Information: <ul style="list-style-type: none">• Bexar (+16.76%), Goliad (+6.11%), Karnes (+21.62%), Wilson (+5.71%)	

Homestead Exemption is changing from .5% or \$5K minimum to 4% or \$5K minimum



FY23 Budget Development: Property Tax

- **Considerations:**

- Level of Service / Future O&M
- Facilities Improvement Project

- Renewal and Replacement Fund
- Compensation Study
- Future Legislative Sessions



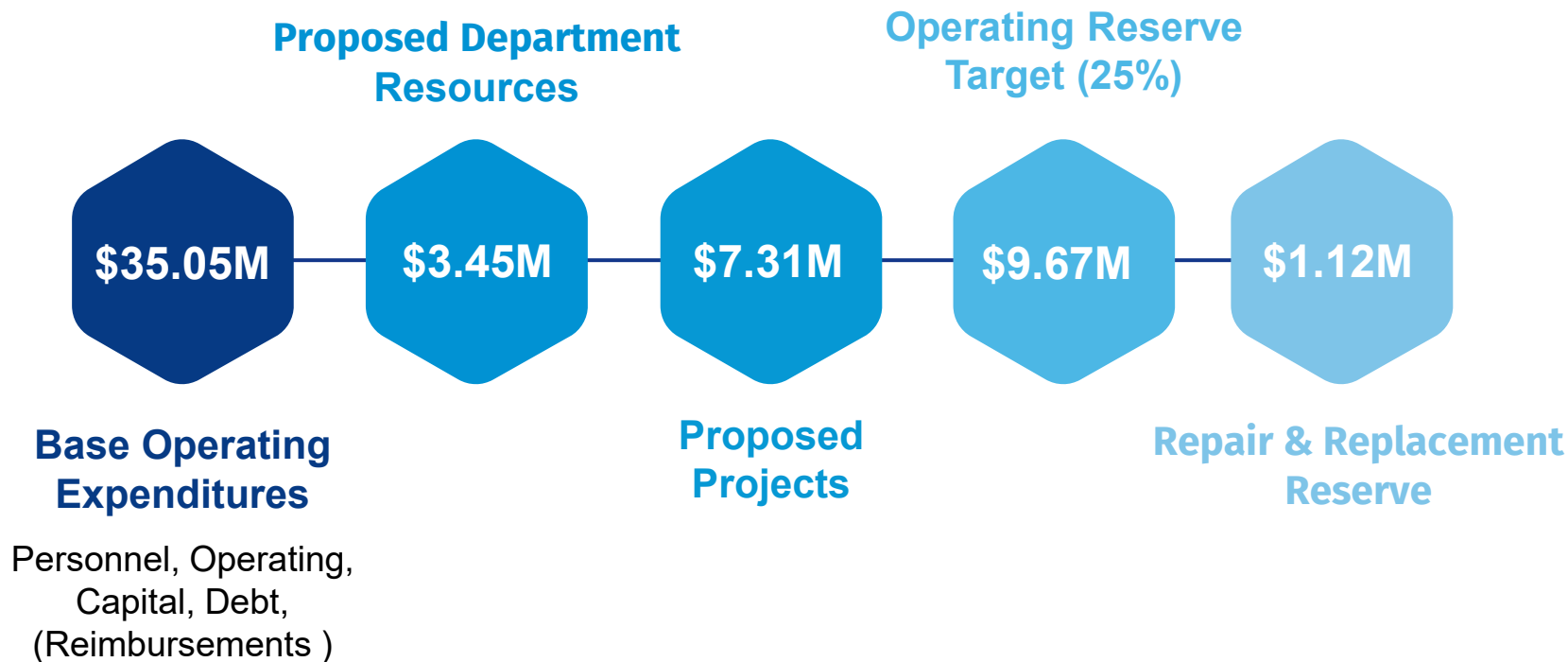
San Pedro Creek Culture Park



Committed to Safe, Clean, Enjoyable Creeks and Rivers.

Proposed Budget: **General Fund**

Budgeted Revenues Available: **\$56.6M**



Budget Development: **General Fund Proposed New Resources**

Category	FY22 Adopted Budget	FY23 Proposed Budget
Personnel Resources	671,375	1,251,874*
Operations Resources	1,183,732	1,228,307
Capital Resources	543,000	966,100
Project Resources	5,532,400	7,310,086
Total	\$ 7,930,507	\$ 10,756,367

- FY18 new resources: \$5.64M
- FY19 new resources: \$8.41M
- FY20 new resources: \$7.39M
- FY21 new resources: \$6.07M
- FY22 new resources: \$7.93M
- **FY23 Proposed: \$10.76M**

*Proposed New Positions (2) & Restore (2) = reference page 17



Project Funding

FY23: Total Authorized Projects (55)

- SARA Project Fund/PRDF/PFC (28)
 - 12 new funding
 - 5 have additional external funding sources
- Utilities (8)
 - 8 new funding
- Other Collaborative Projects (17)
 - 10 new funding
- Grant Fund (7)
 - 2 pending



SARA Project Funding: **New Projects**

Project Name	Funding
Water Quality Tool Runs	465,000
Nature Based Solutions Program	500,000
Westside Creeks Ecosystem Restoration Project	100,000

\$ 1,065,000



Alamo St. Rebate Award



SARA Project Funding: New Funding

Project Name	New Funding
Mission Reach Erosion Repairs	200,000
City of San Antonio Bond GSI Match	660,763
Floodplain Remapping - Leon, Salado, and Medina	40,000
GSI Broadway Alamo Heights	300,000
Freshwater Mussel Reintroduction	88,796
Mission Reach Boundary Markers	125,000
Nature Based Parks Master Planning & Design	1,000,000
Website Redevelopment	275,000
Facilities Design & Construction	3,933,093
Westside Creeks Ecosystem Restoration Project	100,000

\$ 6,722,652



TRUEHEART RANCH PARK :: FEBRUARY 2022



Committed to Safe, Clean, Enjoyable Creeks and Rivers.

Questions

