



SAN ANTONIO
RIVER AUTHORITY

Fiscal Year 2020-21 Budget Briefing

December 11, 2020



Budget Overview



- Strategic Plan
- Budget Summary
- Operations
- Projects
- Property Tax, Charges for Service



Strategic Plan:

SAFE



OBJECTIVE 1: Complete comprehensive plans targeting flooding, water quality and threatened ecosystems

OBJECTIVE 2: Promote awareness and use of engineering and scientific data to protect life and property

OBJECTIVE 3: Utilize our expertise to implement improvement projects that contribute to safer creeks and rivers

OBJECTIVE 4: Drive demand for and use of sustainable development practices to protect the health and safety of the basin



Strategic Plan:

CLEAN



OBJECTIVE 1: Implement ecosystem restoration and habitat protection projects support more livable and resilient communities

OBJECTIVE 2: Complete studies and water quality monitoring to support science-based decision making

OBJECTIVE 3: Invest in projects and incentives that improve water quality within the basin

OBJECTIVE 4: Provide wastewater treatment utility services to support the vitality of the communities we serve



Strategic Plan:

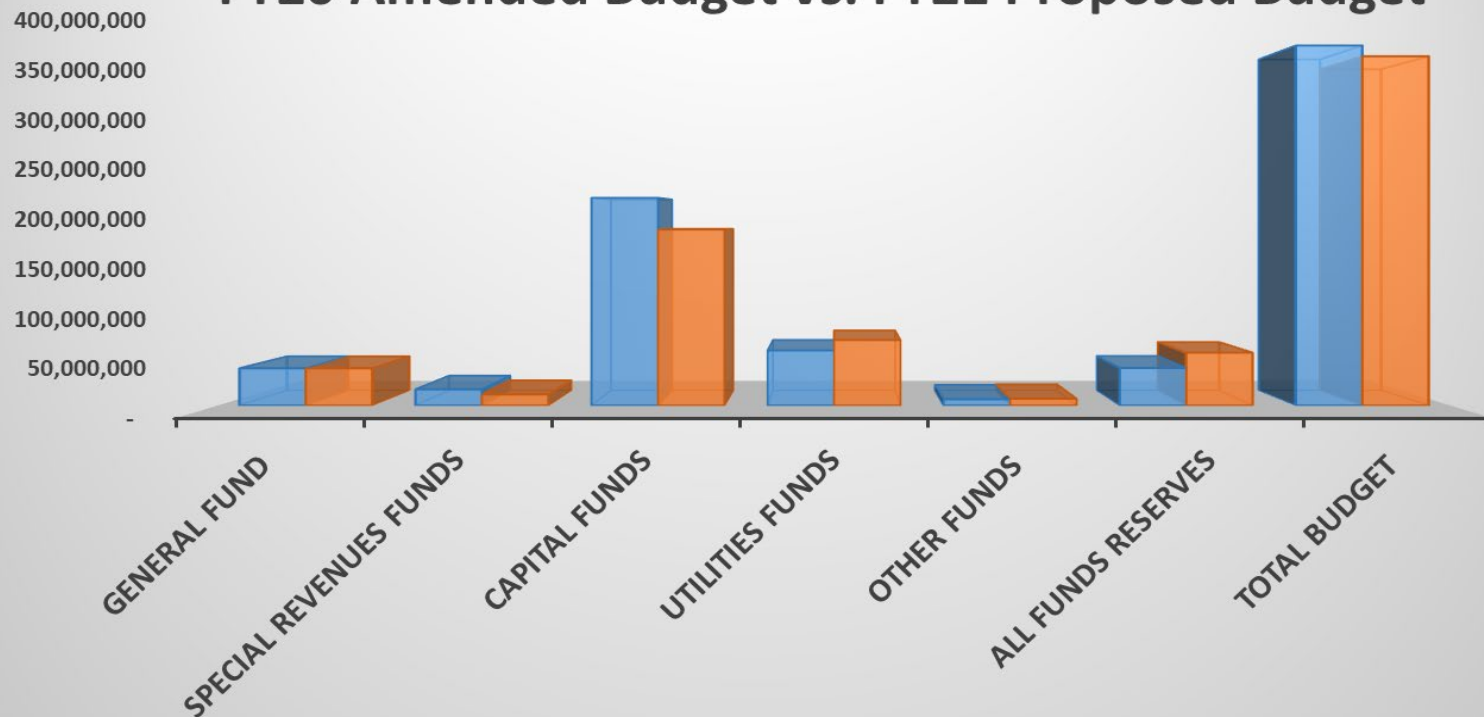
ENJOYABLE



- OBJECTIVE 1: Deliver engaging programs and events that activate parks and trails while growing stewardship and appreciation of natural resources**
- OBJECTIVE 2: Advance improvements to parks and trails to create welcoming public places that provide quality experiences that contribute to the health and well-being of communities**
- OBJECTIVE 3: Build awareness and advocacy for the River Authority's mission through community partnerships and citizen engagement**
- OBJECTIVE 4: Support programs and projects to reduce trash, pollutants, and other debris in the river watershed**



FY20 Amended Budget vs. FY21 Proposed Budget



All Funds Summary

- Reflects total appropriations
- Compares FY20 to FY21 Adopted Budget

	General Fund	Special Revenues Funds	Capital Funds	Utilities Funds	Other Funds	All Funds Reserves	Total Budget
FY20 - Amended Budget	39,939,875	17,336,667	222,668,245	59,054,228	6,654,355	40,231,724	385,885,094
FY21 - supplemental	39,854,041	11,891,260	188,631,119	70,125,454	7,275,600	56,590,458	374,367,932



FY21: Operations



Budget Development Briefing – General Fund

- Projected Revenues Available: **\$48.8M**
 - Base Operating Expenditures:
 - **\$33.2M**
 - *Personnel, Operating, Capital, Debt,*
 - Proposed Projects:
 - **\$4.0M**
 - Proposed Department Resources:
 - **\$2.1M**
 - Transfer to Unrestricted Reserve:
 - **\$280,000 – Euclid Repayment**
 - **\$320,000 – Reserve Balance**
 - *Unrestricted Project Reserve (new balance): \$4.39M*
 - Operating Reserve Target (25%):
 - **\$8.9M**

New Resource	FY21 Proposed Budget
Personnel Resources	953,948
Operations Resources	697,737
Capital Resources	443,000
Project Resources	3,972,269
Total	6,066,954



General Fund – Operations Requests

- Community Support
- Operations and Maintenance
- Technology



Wilson County Household Hazardous Waste Collection Event



General Fund – Capital Requests



- Laboratory Equipment
- Operations and Maintenance
- Technology

Section: Overview
Page: 38, 8

The San Antonio River Authority (River Authority) Regional Environmental Laboratory



FY21: Projects



SAFE



CLEAN



ENJOYABLE

Section:
Projects Tab



Existing – New Funding Request

- Floodplain Remapping
- Mission Reach Erosion
- San Pedro Creek Culture Park
- **Util:** Utility Optimization Plan
- Watershed Master Plan Integration

Proposed New Project

- Helton Boat Ramp
- Museum Reach Electrical Upgrade





Existing – New Funding Request

- Clean Rivers Program 2017
- Freshwater Mussel Propagation
- **Util:** Martinez IV WWTP Expansion
- **Util:** Randolph AFB Renewal and Replacement Program
- Watershed Wise Rebate Program





Proposed New Project

- Brackenridge Park
- **Util:** Capacity Management Operations & Maintenance
- Green Stormwater Infrastructure Alamo Heights
- **Util:** Roadway Collection System Projects
- **Util:** SARA Wastewater Maintenance & Improvements
- South Flores Stormwater Retrofit





Existing – New Funding Request

- Escondido Creek Parkway Phase I
- Facilities Acquisition and Improvements
- Westside Linear Creekways and Elmendorf Lake

Proposed New Project

- Nature Based Parks Master Planning



FY21: Utility Services

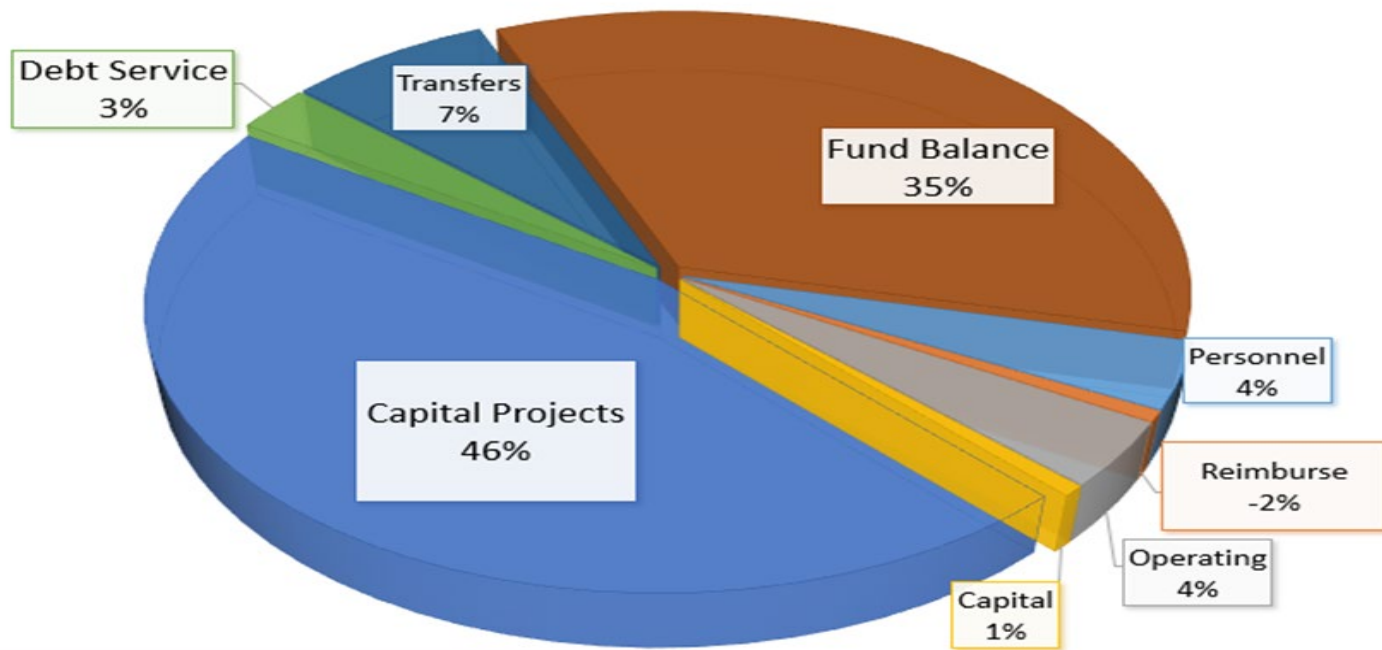
UTILITY TEN YEAR CAPITAL IMPROVEMENT PLAN



Salitrillo WWTP, Bexar County



Total Appropriations: SARA WW & Salitrillo WW (Ops and C&I)



Personnel Expenditures	\$	4,249,050
Reimbursements		(684,538)
Operating Expenditures		4,261,235
Capital Expenditures		710,319
Capital Improvement Projects		50,936,072
Debt Service		2,913,340
Transfers		7,739,977
Fund Balance		38,377,487
Total Appropriations	\$	108,502,942

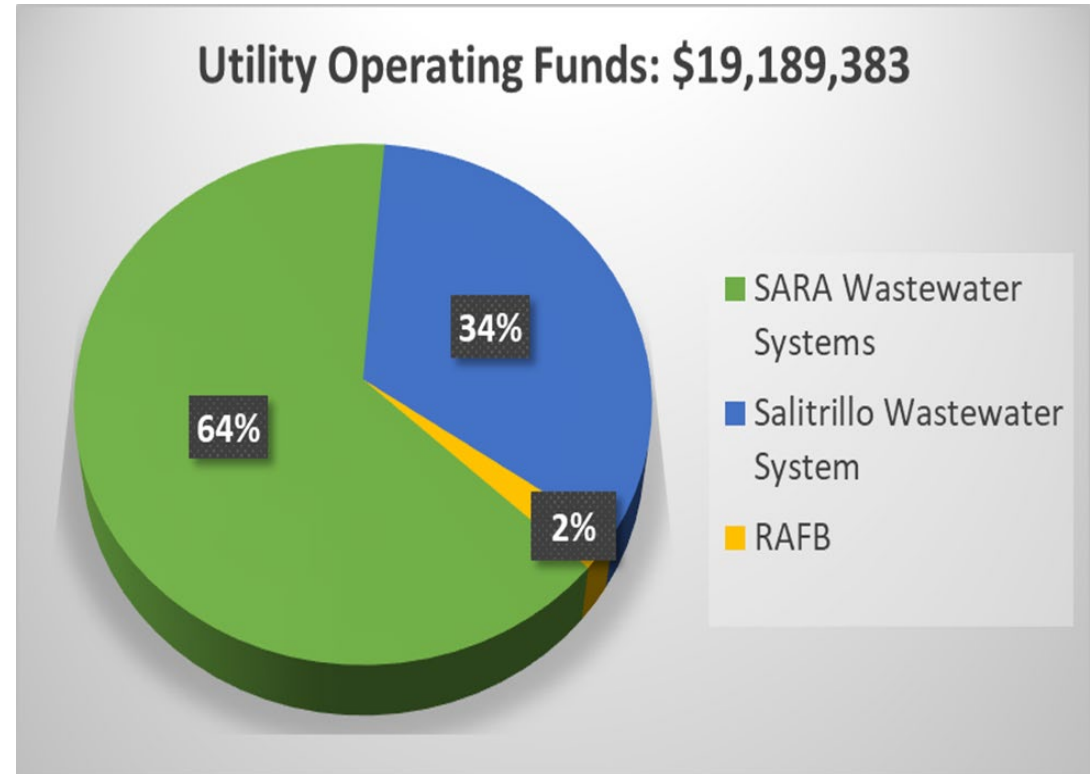
Key Capital Projects

- Salitrillo WWTP Expansion and Improvements (\$28.8M)
- Martinez IV WWTP Expansion (\$11.6M)



Utility Operations

- Community Support
- Operations and Maintenance
- Technology



Section:
Utility Funds
Page: 45, 49



FY21: Property Tax, Fees, Charges for Service



	Tax Rate	Average Annual Tax	Annual Average Tax Change	Estimated Revenue	Property Tax Revenue: Change Against FY20 Amended Budget
Tax Rate (FY20)	.01858	\$38.00	-	\$33.9M	-
Tax Rate (FY21): Adopted Budget*	.01858	\$40.20	\$2.20	\$33.6M	(\$300,000)
Tax Rate (FY21): Certified Values**	.01858	\$40.10	\$2.10	\$34.8M	\$900,000
Rollback Rate (8%)	.01902	\$41.04	\$3.04	\$35.7M	\$1.8M
<i>*Preliminary Values (Adopted Budget): reflects adjusted 2.5% growth for Bexar County Values</i> <i>**Certified Values: reflects 4.2% growth in district property values</i>					



FY21 Proposed Rate Forecast – Salitrillo

Winter Average (constant variable)		5,000			
FY21 PROPOSED RATE					
Proposed Rate		FY20	FY21	FY22	FY23
fixed rate		7.65	10.50	15.00	16.25
variable rate		2.00	2.00	2.00	2.00
Monthly Charge for 5,000 gal/month		\$ 17.65	\$ 20.50	\$ 25.00	\$ 26.25
Annual % Change		-	16.16%	21.94%	4.99%
Monthly \$ Change		-	\$ 2.85	\$ 4.50	\$ 1.25



FY21 Proposed Rate Forecast – SARA Wastewater

Winter Average (constant variable)		5,000			
FY21 PROPOSED RATE					
Proposed Rate		FY20	FY21	FY22	FY23
fixed		22.26	23.30	25.60	27.79
variable rate		4.54	4.69	4.68	4.70
Estimated Monthly Charge					
fixed		22.26	23.30	25.60	27.79
variable charge		22.70	23.45	23.40	23.50
Total Estimated Charge		\$ 44.96	\$ 46.75	\$ 49.00	\$ 51.29
Annual % Change		-	3.99%	4.80%	4.67%
Monthly \$ Change		-	\$ 1.79	\$ 2.24	\$ 2.29



BUDGETS

CHECK REGISTERS

COMPREHENSIVE ANNUAL FINANCIAL
REPORTS

DEBT OBLIGATIONS

FEE SCHEDULES AND RATES

FINANCIAL POLICIES

INCOME STATEMENTS

INVESTMENT REPORTS

STRATEGIC PLAN (PDF)

The Annual Budget is focused on supporting the mission, goals and objectives of the San Antonio River Authority (River Authority). Information on the annual revenues and expenditures, to include projects and departmental operating activities, are provided within the publication.

The Finance department provides a full range of accounting, accounts payable, payroll, treasury management, budgeting and purchasing services.

TAX RATE

The San Antonio River Authority has the statutory authority to impose an ad valorem tax for use in planning, operations and maintenance activities only. Its tax is statutorily limited to two cents per \$100 of assessed property valuation. The current ad valorem tax rate is set at \$0.01858 per \$100 assessed property valuation. The adopted FY 2020-2021 budget is \$374.4 million.



Questions?

2021

