



QUARTERLY INVESTMENT REPORT

San Antonio River Authority

JUNE 30, 2023



MEEDER

PUBLIC FUNDS

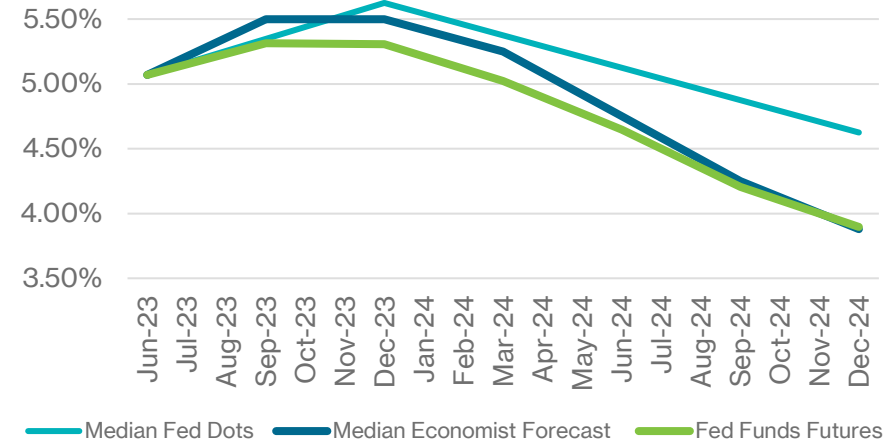
A Fed Pause (For Now?)

After a historic pace of rate hikes, for the first time this cycle, the Federal Open Market Committee voted to leave rates unchanged. The unanimous decision left the target range for the federal funds rate at 5.00% - 5.25%, but throughout the month Jerome Powell messaged that more rate hikes are likely needed to tame inflation.

Labor market data released this month pointed to a still resilient economy. The June jobs report saw another surprisingly high payroll number, with the US economy adding 339,000 jobs in the month. Additionally, the increases were broad-based, with increases across different job categories. Although the unemployment rate increased to 3.7%, this was at least partially due to more labor force participation. Job openings also increased, signaling that for now, employers are still looking to add to their workforce. Initial jobless claims did continue to grind higher, evidencing maybe some early signs of labor market weakness. Initial jobless claims averaged 258,000 in June, up from an average of 230,000 in May.

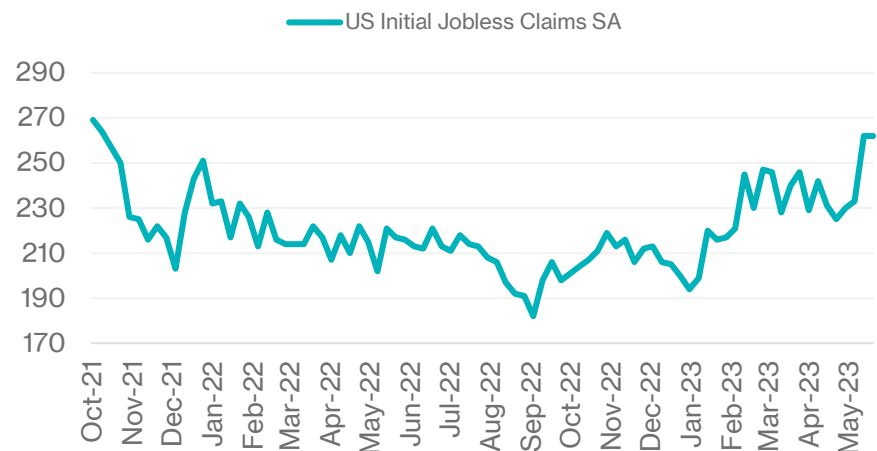
Inflation data shows that, while annual figures continue to moderate, monthly figures point to some price stickiness. The June Consumer Price Index (CPI) report showed that annual headline inflation was 4%, the lowest figure since March 2021. On a monthly basis, core inflation increased by 0.4% for the third month in a row, which annualizes to a rate of 4.8%. Although inflation readings are firmly below the high figures from 2022, if core inflation is still increasing at nearly 5% annually, the Federal Reserve likely believes they have more work to do.

RATE EXPECTATIONS



SOURCE: BLOOMBERG

JOBLESS CLAIMS INCREASING



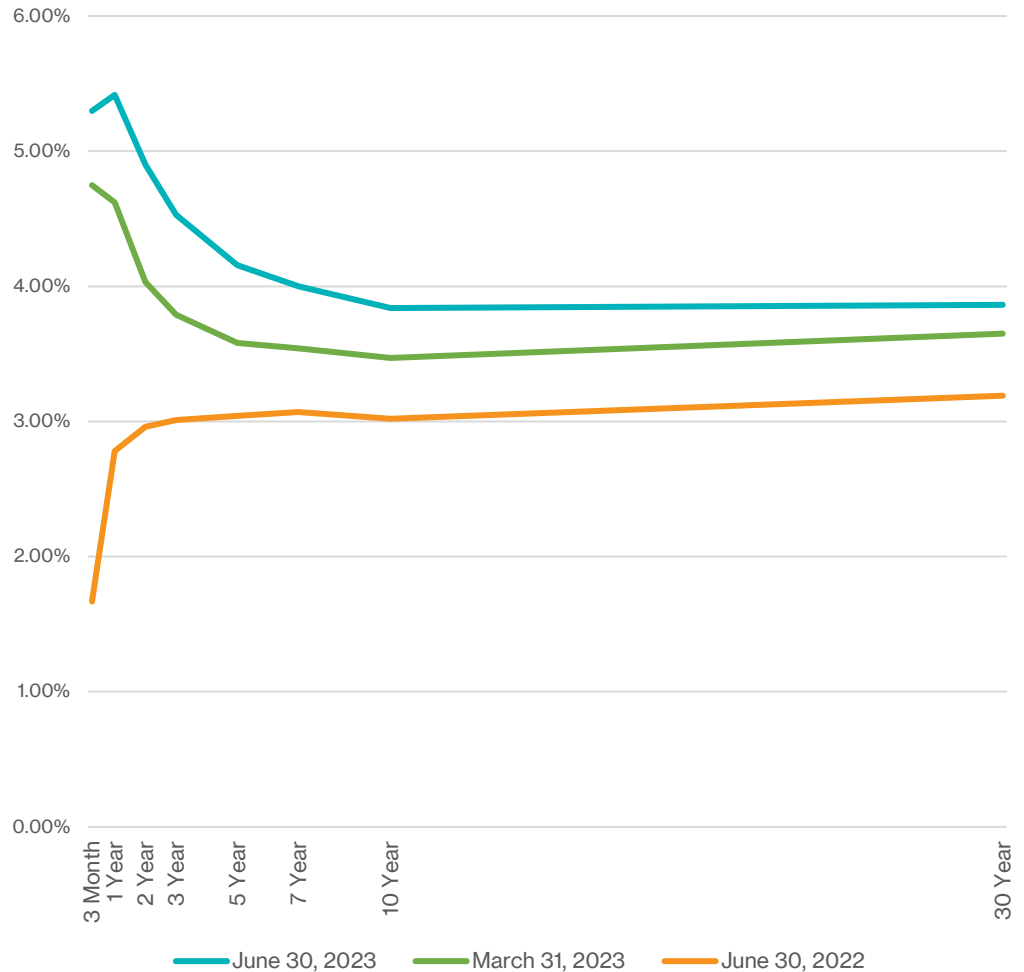
SOURCE: BLOOMBERG

Short-term Rates Move Higher

With still solid economic data and hawkish commentary from Powell, markets ended June pricing in an additional rate hike by the end of the year. Short-term treasury yields are highly correlated with changes in monetary policy, and we saw treasury yields react to this renewed view on rates. The 2 Year US Treasury yield increased 0.50% to 4.90%, and the 5 Year US Treasury yield increased 0.41% to 4.16%. Long-term treasury rates are more reflective of the market's outlook on growth. The 10 Year US Treasury yield increased by just 0.20% to 3.84%, keeping the yield curve inversion at -1.06%. Outside of March 8th, this is the most the curve has been inverted this rate hiking cycle.

Even with an inverted yield curve signaling an economic slowdown, spreads on corporate bonds, commercial paper, municipal bonds, and agency bonds generally tightened over the month. Some of the spread tightening was a continuation of the movement we saw after the debt ceiling debate was resolved. With spreads slightly below historic averages, we will continue to look to add value by picking up incremental yield on high-quality bonds, including agency debt. Locking in current yields and income levels will benefit portfolios when the yield curve eventually normalizes, and rates fall when this hiking cycle ends.

US Treasury Yield Curve



SOURCE: BLOOMBERG

San Antonio River Authority

Quarterly Investment Report

April – June 2023

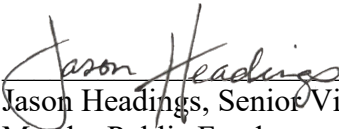
Portfolio Summary Management Report

This quarterly report is prepared in compliance with the Investment Policy and Strategy of the Authority and the Public Funds Investment Act (Chapter 2256, Texas Government Code).

<u>Portfolio as of March 31, 2023</u>		<u>Portfolio as of June 30, 2023</u>	
Beginning Book Value	\$ 152,721,762	Ending Book Value	\$ 144,592,384
Beginning Market Value	\$ 149,185,841	Ending Market Value	\$ 140,368,080
Unrealized Gain/Loss	\$ (3,535,921)	Investment Income for the period	\$ 1,125,192
		Unrealized Gain/Loss	\$ (4,224,304)
		Change in Unrealized Gain/Loss	\$ (688,383)
WAM at Beginning Period Date ¹	571 days	WAM at Ending Period Date ¹	534 days
		Change in Market Value ²	\$ (8,817,761)
Average Yield to Maturity for the period		2.979%	
Average Yield 1 Year Treasury for period		4.950%	
Average Yield 2 Year Treasury for period		4.260%	

Authorized by:

Rick Trefzer, CMA, Deputy General Manager
San Antonio River Authority



Jason Headings, Senior Vice President
Meeder Public Funds

¹ WAM, represents weighted average maturity.

² **Change in Market Value**" is required data, but will primarily reflect the receipt and expenditure of the Authority's funds from quarter to quarter.

Your Portfolio

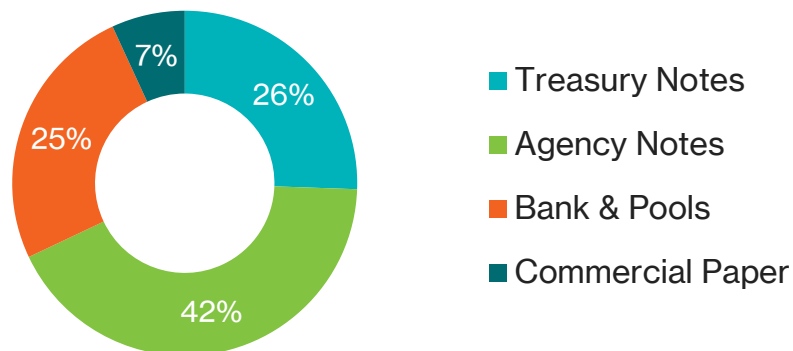
As of June 30, 2023

Your Portfolio Statistics

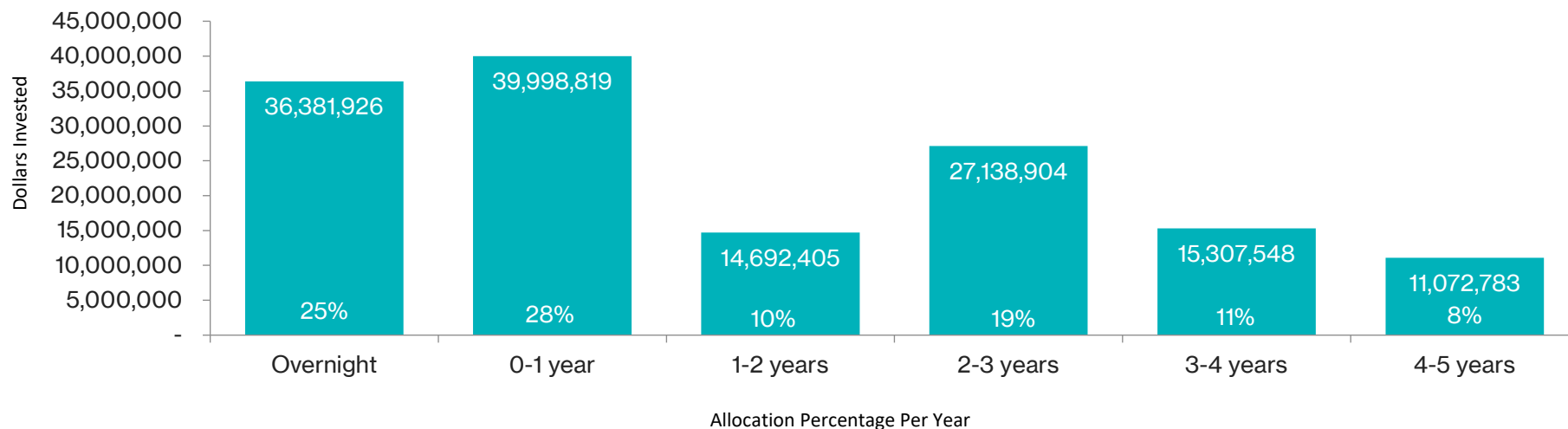
Weighted Average Maturity 1.46 years

Weighted Average Yield (All Funds) 2.91%

Your Asset Allocation



Your Maturity Distribution





San Antonio River Authority
Portfolio Management
Portfolio Summary
June 30, 2023

Meeder Public Funds
 901 S. MoPac
 Suite 300
 Austin, TX 78746
 -

Investments	Par Value	Market Value	Book Value	% of Portfolio	Term	Days to Maturity	YTM 365 Equiv.
Commercial Paper Disc. -Amortizing	10,000,000.00	9,932,115.00	9,933,479.16	6.87	252	46	5.458
Federal Agency Coupon Securities	61,500,000.00	58,740,055.07	61,325,230.41	42.41	1,398	846	1.886
Treasury Coupon Securities	38,000,000.00	35,313,984.36	36,951,748.54	25.56	1,120	673	2.190
Texpool/Texpool Prime	17,742,252.05	17,742,252.05	17,742,252.05	12.27	1	1	5.167
Frost Bank	18,639,673.87	18,639,673.87	18,639,673.87	12.89	1	1	4.180
	145,881,925.92	140,368,080.35	144,592,384.03	100.00%	897	534	2.907
Investments							

Total Earnings	June 30 Month Ending	Fiscal Year To Date	Fiscal Year Ending
Current Year	376,469.90	3,502,156.76	3,502,156.76

The following reports are submitted in accordance with the Public Funds Investment Act (Texas Gov't Code 2256). The reports also offer supplemental information not required by the Act in order to fully inform the governing body of the San Antonio River Authority of the position and activity within the Authority's portfolio of investment. The reports include a management summary overview, a detailed inventory report for the end of the period, a transaction report, as well as graphic representations of the portfolio to provide full disclosure to the governing body.

 Rick Trefzer, CMA, Deputy General Manager



M E E D E R
PUBLIC FUNDS

San Antonio River Authority
Summary by Type
June 30, 2023
Grouped by Fund

Meeder Public Funds
901 S. MoPac
Suite 300
Austin, TX 78746
-

Security Type	Number of Investments	Par Value	Book Value	% of Portfolio	Average YTM 365	Average Days to Maturity
Fund: General Fund						
Frost Bank	1	18,639,673.87	18,639,673.87	12.89	4.180	1
Federal Agency Coupon Securities	11	61,500,000.00	61,325,230.41	42.41	1.886	846
Treasury Coupon Securities	7	38,000,000.00	36,951,748.54	25.56	2.190	673
Commercial Paper Disc. -Amortizing	2	10,000,000.00	9,933,479.16	6.87	5.458	46
Subtotal	21	128,139,673.87	126,850,131.98	87.73	2.591	609
Fund: Pooled Fund						
Texpool/Texpool Prime	2	17,742,252.05	17,742,252.05	12.27	5.167	1
Subtotal	2	17,742,252.05	17,742,252.05	12.27	5.167	1
Total and Average	23	145,881,925.92	144,592,384.03	100.00	2.907	534



San Antonio River Authority
Fund GEN - General Fund
Investments by Fund
June 30, 2023

Meeder Public Funds
901 S. MoPac
Suite 300
Austin, TX 78746
-

CUSIP	Investment #	Issuer	Purchase Date	Book Value	Par Value	Market Value	Current Rate	YTM 360	YTM 365	Maturity Date	Days To Maturity
Commercial Paper Disc. -Amortizing											
89119BVX1	10210	Toronto Dominion Bank CP	12/07/2022	4,956,368.05	5,000,000.00	4,955,720.00	5.150	5.389	5.464	08/31/2023	61
89233HV27	10209	Toyota Motor Credit Corp CP	12/07/2022	4,977,111.11	5,000,000.00	4,976,395.00		5.375	5.450	08/02/2023	32
Subtotal and Average				9,933,479.16	10,000,000.00	9,932,115.00		5.383	5.458		46
Federal Agency Coupon Securities											
31422XVA7	10199	FRMAC Call Note	03/08/2022	5,000,000.00	5,000,000.00	4,621,832.95	2.300	2.268	2.300	03/08/2027	1,346
3133EPCX1	10214	FFCB Note	03/10/2023	4,999,840.48	5,000,000.00	5,029,230.70	4.375	4.315	4.375	03/10/2028	1,714
3133EMCQ3	10165	FFCB Call Note	10/15/2020	10,000,000.00	10,000,000.00	9,850,345.70	0.280	0.313	0.317	10/13/2023	104
3133EMVD1	10168	FFCB Call Note	04/05/2021	5,000,000.00	5,000,000.00	4,804,476.45	0.330	0.366	0.371	04/05/2024	279
3130ATUS4	10211	FHLB Note	12/12/2022	6,072,942.15	6,000,000.00	5,978,969.76	4.250	3.889	3.943	12/10/2027	1,623
3130AMT85	10171	FHLB Call Note	06/28/2021	5,000,000.00	5,000,000.00	4,752,718.20	0.400	0.394	0.400	06/28/2024	363
3130ANNS5	10176	FHLB Call Note	08/30/2021	5,000,000.00	5,000,000.00	4,720,642.55	0.500	0.493	0.500	08/28/2024	424
3130AR5U1	10200	FHLB Call Note	03/10/2022	5,500,000.00	5,500,000.00	5,118,203.91	2.050	2.021	2.050	03/10/2026	983
3130ARAM3	10201	FHLB Call Note	03/24/2022	5,000,000.00	5,000,000.00	4,644,638.80	2.010	1.982	2.010	03/24/2026	997
3130ARAL5	10202	FHLB Call Note	03/24/2022	5,000,000.00	5,000,000.00	4,595,763.05	2.150	2.120	2.150	03/24/2027	1,362
3135G03U5	10207	FNMA Note	09/07/2022	4,752,447.78	5,000,000.00	4,623,233.00	0.625	3.466	3.514	04/22/2025	661
Subtotal and Average				61,325,230.41	61,500,000.00	58,740,055.07		1.860	1.886		845
Treasury Coupon Securities											
912828W71	10178	T Note	02/07/2022	10,065,339.64	10,000,000.00	9,759,765.60	2.125	1.222	1.239	03/31/2024	274
91282CAJ0	10181	T Note	02/28/2022	4,842,412.11	5,000,000.00	4,535,937.50	0.250	1.732	1.756	08/31/2025	792
91282CCP4	10182	T Note	02/28/2022	5,307,547.92	5,500,000.00	4,898,652.33	0.625	1.785	1.810	07/31/2026	1,126
91282CAB7	10203	T Note	05/10/2022	7,102,930.85	7,500,000.00	6,823,535.18	0.250	2.890	2.930	07/31/2025	761
91282CAJ0	10204	T Note	06/29/2022	4,693,561.26	5,000,000.00	4,535,937.50	0.250	3.204	3.249	08/31/2025	792
91282CDZ1	10205	T Note	07/06/2022	2,445,971.04	2,500,000.00	2,359,277.35	1.500	2.849	2.888	02/15/2025	595
91282CEQ0	10206	T Note	07/06/2022	2,493,985.72	2,500,000.00	2,400,878.90	2.750	2.844	2.884	05/15/2025	684
Subtotal and Average				36,951,748.54	38,000,000.00	35,313,984.36		2.160	2.190		672
Frost Bank											
92313	10120	Frost Bk Public Fund Checking	10/01/2017	18,639,673.87	18,639,673.87	18,639,673.87	4.180	4.122	4.180		1
Subtotal and Average				18,639,673.87	18,639,673.87	18,639,673.87		4.123	4.180		1

Portfolio SARA
AP
FI (PRF_FI) 7.1.1
Report Ver. 7.3.6.1

**Fund GEN - General Fund
Investments by Fund
June 30, 2023**

CUSIP	Investment #	Issuer	Purchase Date	Book Value	Par Value	Market Value	Current Rate	YTM 360	YTM 365	Maturity Days To Date Maturity
Total Investments and Average				126,850,131.98	128,139,673.87	122,625,828.30		2.556	2.591	608

**Fund POOL - Pooled Fund
Investments by Fund
June 30, 2023**

Page 3

CUSIP	Investment #	Issuer	Purchase Date	Book Value	Par Value	Market Value	Current Rate	YTM 360	YTM 365	Maturity Days To Date Maturity
Texpool/Texpool Prime										
44979502	10104	Texpool	05/03/2017	9,738,464.16	9,738,464.16	9,738,464.16	5.054	4.985	5.054	1
59079502	10105	Texpool Prime	05/17/2017	8,003,787.89	8,003,787.89	8,003,787.89	5.304	5.231	5.303	1
Subtotal and Average				17,742,252.05	17,742,252.05	17,742,252.05		5.096	5.167	1
Total Investments and Average				17,742,252.05	17,742,252.05	17,742,252.05		5.096	5.167	1



San Antonio River Authority
Cash Reconciliation Report
For the Period April 1, 2023 - June 30, 2023

Meeder Public Funds
901 S. MoPac
Suite 300
Austin, TX 78746
-

Trans. Date	Investment #	Fund	Trans. Type	Security ID	Par Value	Security Description	Maturity Date	Purchases	Interest	Redemptions	Cash
04/05/2023	10168	GEN	Interest	3133EMVD1	5,000,000.00	FFCBC 5.0M 0.33% Mat. 04/05/2024	04/05/2024	0.00	8,250.00	0.00	8,250.00
04/13/2023	10165	GEN	Interest	3133EMCQ3	10,000,000.00	FFCBC 10.0M 0.28% Mat.	10/13/2023	0.00	14,000.00	0.00	14,000.00
04/22/2023	10207	GEN	Interest	3135G03U5	5,000,000.00	FNMA 5.0M 0.63% Mat. 04/22/2025	04/22/2025	0.00	15,625.00	0.00	15,625.00
05/15/2023	10206	GEN	Interest	91282CEQ0	2,500,000.00	TNOTE 2.5M 2.75% Mat. 05/15/2025	05/15/2025	0.00	34,375.00	0.00	34,375.00
05/25/2023	10208	GEN	Maturity	05970USR0	5,000,000.00	BANSAN 5.0M 0.00% Mat.	05/25/2023	0.00	0.00	5,000,000.00	5,000,000.00
06/10/2023	10211	GEN	Interest	3130ATUS4	6,000,000.00	FHLB 6.0M 4.25% Mat. 12/10/2027	12/10/2027	0.00	153,000.00	0.00	153,000.00
06/28/2023	10171	GEN	Interest	3130AMT85	5,000,000.00	FHLBC 5.0M 0.40% Mat. 06/28/2024	06/28/2024	0.00	10,000.00	0.00	10,000.00
Subtotal								0.00	235,250.00	5,000,000.00	5,235,250.00
Total								0.00	235,250.00	5,000,000.00	5,235,250.00



M E E D E R
PUBLIC FUNDS

San Antonio River Authority
Maturity Report
Sorted by Maturity Date
Amounts due during April 1, 2023 - June 30, 2023

Meeder Public Funds
901 S. MoPac
Suite 300
Austin, TX 78746
-

CUSIP	Investment #	Fund	Sec. Type	Issuer	Par Value	Maturity Date	Purchase Date	Rate at Maturity	Book Value at Maturity	Interest	Maturity Proceeds	Net Income
05970USR0	10208	GEN	ACP	BANSAN	5,000,000.00	05/25/2023	12/07/2022		5,000,000.00	0.00	5,000,000.00	0.00
Total Maturities					5,000,000.00				5,000,000.00	0.00	5,000,000.00	0.00



San Antonio River Authority
Interest Earnings
Sorted by Fund - Fund
April 1, 2023 - June 30, 2023
Yield on Beginning Book Value

Meeder Public Funds
901 S. MoPac
Suite 300
Austin, TX 78746
-

										Adjusted Interest Earnings		
CUSIP	Investment #	Fund	Security Type	Ending Par Value	Beginning Book Value	Ending Book Value	Maturity Date	Current Rate	Annualized Yield	Interest Earned	Amortization/ Accretion	Adjusted Interest Earnings
Fund: General Fund												
3135G03U5	10207	GEN	FAC	5,000,000.00	4,718,223.97	4,752,447.78	04/22/2025	0.625	3.574	7,812.50	34,223.81	42,036.31
3133EPCX1	10214	GEN	FAC	5,000,000.00	4,999,831.98	4,999,840.48	03/10/2028	4.375	4.388	54,687.50	8.50	54,696.00
3130ATUS4	10211	GEN	FAC	6,000,000.00	6,077,047.71	6,072,942.15	12/10/2027	4.250	3.937	63,750.00	-4,105.56	59,644.44
91282CDZ1	10205	GEN	TRC	2,500,000.00	2,437,707.79	2,445,971.04	02/15/2025	1.500	2.911	9,426.80	8,263.25	17,690.05
91282CEQ0	10206	GEN	TRC	2,500,000.00	2,493,185.57	2,493,985.72	05/15/2025	2.750	2.886	17,136.92	800.15	17,937.07
91282CAJ0	10204	GEN	TRC	5,000,000.00	4,658,351.76	4,693,561.26	08/31/2025	0.250	3.298	3,091.03	35,209.50	38,300.53
91282CAB7	10203	GEN	TRC	7,500,000.00	7,055,449.52	7,102,930.85	07/31/2025	0.250	2.967	4,713.40	47,481.33	52,194.73
912828W71	10178	GEN	TRC	10,000,000.00	10,087,040.03	10,065,339.64	03/31/2024	2.125	1.238	52,834.70	-21,700.39	31,134.31
91282CCP4	10182	GEN	TRC	5,500,000.00	5,291,994.51	5,307,547.92	07/31/2026	0.625	1.834	8,641.23	15,553.41	24,194.64
91282CAJ0	10181	GEN	TRC	5,000,000.00	4,824,305.42	4,842,412.11	08/31/2025	0.250	1.762	3,091.03	18,106.69	21,197.72
3133EMCQ3	10165	GEN	FAC	10,000,000.00	10,000,000.00	10,000,000.00	10/13/2023	0.280	0.281	7,000.00	0.00	7,000.00
3133EMVD1	10168	GEN	FAC	5,000,000.00	5,000,000.00	5,000,000.00	04/05/2024	0.330	0.331	4,125.00	0.00	4,125.00
3130ARAM3	10201	GEN	FAC	5,000,000.00	5,000,000.00	5,000,000.00	03/24/2026	2.010	2.016	25,125.00	0.00	25,125.00
3130ARAL5	10202	GEN	FAC	5,000,000.00	5,000,000.00	5,000,000.00	03/24/2027	2.150	2.156	26,875.00	0.00	26,875.00
3130AR5U1	10200	GEN	FAC	5,500,000.00	5,500,000.00	5,500,000.00	03/10/2026	2.050	2.056	28,187.50	0.00	28,187.50
3130AMT85	10171	GEN	FAC	5,000,000.00	5,000,000.00	5,000,000.00	06/28/2024	0.400	0.401	5,000.00	0.00	5,000.00
3130ANNS5	10176	GEN	FAC	5,000,000.00	5,000,000.00	5,000,000.00	08/28/2024	0.500	0.501	6,250.00	0.00	6,250.00
92313	10120	GEN	RR4	18,639,673.87	2,769,637.12	18,639,673.87		4.180	3.071	21,202.59	0.00	21,202.59
05970USR0	10208	GEN	ACP	0.00	4,961,150.00	0.00	05/25/2023		5.293	0.00	38,850.00	38,850.00
89233HV27	10209	GEN	ACP	5,000,000.00	4,912,020.83	4,977,111.11	08/02/2023		5.315	0.00	65,090.28	65,090.28
31422XVA7	10199	GEN	FAC	5,000,000.00	5,000,000.00	5,000,000.00	03/08/2027	2.300	2.306	28,750.00	0.00	28,750.00
89119BVX1	10210	GEN	ACP	5,000,000.00	4,891,277.78	4,956,368.05	08/31/2023	5.150	5.338	0.00	65,090.27	65,090.27
Subtotal				128,139,673.87	115,677,223.99	126,850,131.98			2.402	377,700.20	302,871.24	680,571.44
Fund: Pooled Fund												
44979502	10104	POOL	RR3	9,738,464.16	19,283,656.99	9,738,464.16		5.054	4.196	201,713.53	0.00	201,713.53
59079502	10105	POOL	RR3	8,003,787.89	17,760,881.03	8,003,787.89		5.304	5.486	242,906.86	0.00	242,906.86
Subtotal				17,742,252.05	37,044,538.02	17,742,252.05			4.814	444,620.39	0.00	444,620.39

Portfolio SARA
AP
IE (PRF_IE) 7.2.0
Report Ver. 7.3.6.1

San Antonio River Authority
Interest Earnings
April 1, 2023 - June 30, 2023

										Adjusted Interest Earnings			
CUSIP	Investment #	Fund	Security Type	Ending Par Value	Beginning Book Value	Ending Book Value	Maturity Date	Current Rate	Annualized Yield	Interest Earned	Amortization/ Accretion	Adjusted Interest Earnings	
			Total	145,881,925.92	152,721,762.01	144,592,384.03				2.995	822,320.59	302,871.24	1,125,191.83



San Antonio River Authority
Amortization Schedule
April 1, 2023 - June 30, 2023
Sorted By Fund - Fund

Meeder Public Funds
901 S. MoPac
Suite 300
Austin, TX 78746
-

Investment #		Maturity Date	Beginning Par Value				Amounts Amortized			
Issuer	Fund	Amort. Date	Current Rate	Purchase Principal	Original Premium or Discount	Ending Book Value	And Unamortized As of 04/01/2023	Amount Amortized This Period	Amt Amortized Through 06/30/2023	Amount Unamortized Through 06/30/2023
General Fund										
10208	GEN	05/25/2023	5,000,000.00	4,878,413.89	-121,586.11	0.00	82,736.11	38,850.00	121,586.11	0.00
Banco Santander CP							-38,850.00			
10214	GEN	03/10/2028	5,000,000.00	4,999,830.00	-170.00	4,999,840.48	1.98	8.50	10.48	-159.52
FFCB Note			4.375				-168.02			
10165	GEN	10/13/2023	10,000,000.00	9,988,700.00	-11,300.00	10,000,000.00	11,300.00	0.00	11,300.00	0.00
FFCB Call Note		10/13/2021	0.280				0.00			
10168	GEN	04/05/2024	5,000,000.00	4,993,750.00	-6,250.00	5,000,000.00	6,250.00	0.00	6,250.00	0.00
FFCB Call Note		04/05/2022	0.330				0.00			
10211	GEN	12/10/2027	6,000,000.00	6,082,020.00	82,020.00	6,072,942.15	-4,972.29	-4,105.56	-9,077.85	72,942.15
FHLB Note			4.250				77,047.71			
10207	GEN	04/22/2025	5,000,000.00	4,640,650.00	-359,350.00	4,752,447.78	77,573.97	34,223.81	111,797.78	-247,552.22
FNMA Note			0.625				-281,776.03			
10178	GEN	03/31/2024	10,000,000.00	10,186,718.75	186,718.75	10,065,339.64	-99,678.72	-21,700.39	-121,379.11	65,339.64
T Note			2.125				87,040.03			
10181	GEN	08/31/2025	5,000,000.00	4,745,312.50	-254,687.50	4,842,412.11	78,992.92	18,106.69	97,099.61	-157,587.89
T Note			0.250				-175,694.58			
10182	GEN	07/31/2026	5,500,000.00	5,224,140.63	-275,859.37	5,307,547.92	67,853.88	15,553.41	83,407.29	-192,452.08
T Note			0.625				-208,005.49			
10203	GEN	07/31/2025	7,500,000.00	6,885,351.56	-614,648.44	7,102,930.85	170,097.96	47,481.33	217,579.29	-397,069.15
T Note			0.250				-444,550.48			
10204	GEN	08/31/2025	5,000,000.00	4,551,562.50	-448,437.50	4,693,561.26	106,789.26	35,209.50	141,998.76	-306,438.74
T Note			0.250				-341,648.24			
10205	GEN	02/15/2025	2,500,000.00	2,413,281.25	-86,718.75	2,445,971.04	24,426.54	8,263.25	32,689.79	-54,028.96
T Note			1.500				-62,292.21			
10206	GEN	05/15/2025	2,500,000.00	2,490,820.31	-9,179.69	2,493,985.72	2,365.26	800.15	3,165.41	-6,014.28
T Note			2.750				-6,814.43			
10210	GEN	08/31/2023	5,000,000.00	4,809,020.83	-190,979.17	4,956,368.05	82,256.95	65,090.27	147,347.22	-43,631.95
Toronto Dominion Bank CP			5.150				-108,722.22			
10209	GEN	08/02/2023	5,000,000.00	4,829,763.89	-170,236.11	4,977,111.11	82,256.94	65,090.28	147,347.22	-22,888.89
Toyota Motor Credit Corp CP							-87,979.17			
Subtotal				81,719,336.11	-2,280,663.89	77,710,458.11	688,250.76 -1,592,413.13	302,871.24	991,122.00	-1,289,541.89
Total				81,719,336.11	-2,280,663.89	77,710,458.11	688,250.76 -1,592,413.13	302,871.24	991,122.00	-1,289,541.89



San Antonio River Authority
Projected Cashflow Report
Sorted by Fund
For the Period July 1, 2023 - January 31, 2024

Meeder Public Funds
901 S. MoPac
Suite 300
Austin, TX 78746
-

Projected Trans. Date	Investment #	Fund	Security ID	Transaction Type	Issuer	Par Value	Original Cost	Principal	Interest	Total
General Fund										
07/31/2023	10182	GEN	91282CCP4	Interest	T Note	0.00	0.00	0.00	17,187.50	17,187.50
07/31/2023	10203	GEN	91282CAB7	Interest	T Note	0.00	0.00	0.00	9,375.00	9,375.00
08/02/2023	10209	GEN	89233HV27	Maturity	Toyota Motor Credit Corp CP	5,000,000.00	4,829,763.89	5,000,000.00	0.00	5,000,000.00
08/15/2023	10205	GEN	91282CDZ1	Interest	T Note	0.00	0.00	0.00	18,750.00	18,750.00
08/28/2023	10176	GEN	3130ANNS5	Interest	FHLB Call Note	0.00	0.00	0.00	12,500.00	12,500.00
08/28/2023	10176	GEN	3130ANNS5	Call	FHLB Call Note	5,000,000.00	5,000,000.00	5,000,000.00	0.00	5,000,000.00
08/31/2023	10181	GEN	91282CAJ0	Interest	T Note	0.00	0.00	0.00	6,250.00	6,250.00
08/31/2023	10204	GEN	91282CAJ0	Interest	T Note	0.00	0.00	0.00	6,250.00	6,250.00
08/31/2023	10210	GEN	89119BVX1	Maturity	Toronto Dominion Bank CP	5,000,000.00	4,809,020.83	5,000,000.00	0.00	5,000,000.00
09/08/2023	10199	GEN	31422XVA7	Interest	FRMAC Call Note	0.00	0.00	0.00	57,500.00	57,500.00
09/08/2023	10199	GEN	31422XVA7	Call	FRMAC Call Note	5,000,000.00	5,000,000.00	5,000,000.00	0.00	5,000,000.00
09/10/2023	10200	GEN	3130AR5U1	Interest	FHLB Call Note	0.00	0.00	0.00	56,375.00	56,375.00
09/10/2023	10200	GEN	3130AR5U1	Call	FHLB Call Note	5,500,000.00	5,500,000.00	5,500,000.00	0.00	5,500,000.00
09/10/2023	10214	GEN	3133EPCX1	Interest	FFCB Note	0.00	0.00	0.00	109,375.00	109,375.00
09/24/2023	10201	GEN	3130ARAM3	Interest	FHLB Call Note	0.00	0.00	0.00	50,250.00	50,250.00
09/24/2023	10201	GEN	3130ARAM3	Call	FHLB Call Note	5,000,000.00	5,000,000.00	5,000,000.00	0.00	5,000,000.00
09/24/2023	10202	GEN	3130ARAL5	Interest	FHLB Call Note	0.00	0.00	0.00	53,750.00	53,750.00
09/24/2023	10202	GEN	3130ARAL5	Call	FHLB Call Note	5,000,000.00	5,000,000.00	5,000,000.00	0.00	5,000,000.00
09/28/2023	10171	GEN	3130AMT85	Call	FHLB Call Note	5,000,000.00	5,000,000.00	5,000,000.00	0.00	5,000,000.00
09/30/2023	10178	GEN	912828W71	Interest	T Note	0.00	0.00	0.00	106,250.00	106,250.00
10/05/2023	10168	GEN	3133EMVD1	Interest	FFCB Call Note	0.00	0.00	0.00	8,250.00	8,250.00
10/13/2023	10165	GEN	3133EMCQ3	Maturity	FFCB Call Note	10,000,000.00	9,988,700.00	10,000,000.00	14,000.00	10,014,000.00
10/22/2023	10207	GEN	3135G03U5	Interest	FNMA Note	0.00	0.00	0.00	15,625.00	15,625.00
11/15/2023	10206	GEN	91282CEQ0	Interest	T Note	0.00	0.00	0.00	34,375.00	34,375.00
12/10/2023	10211	GEN	3130ATUS4	Interest	FHLB Note	0.00	0.00	0.00	127,500.00	127,500.00
12/28/2023	10171	GEN	3130AMT85	Interest	FHLB Call Note	0.00	0.00	0.00	10,000.00	10,000.00
01/31/2024	10182	GEN	91282CCP4	Interest	T Note	0.00	0.00	0.00	17,187.50	17,187.50
01/31/2024	10203	GEN	91282CAB7	Interest	T Note	0.00	0.00	0.00	9,375.00	9,375.00
Total for General Fund						50,500,000.00	50,127,484.72	50,500,000.00	740,125.00	51,240,125.00
GRAND TOTALS:						50,500,000.00	50,127,484.72	50,500,000.00	740,125.00	51,240,125.00



San Antonio River Authority
Texas Compliance Change in Val Report
Sorted by Fund
April 1, 2023 - June 30, 2023

Meeder Public Funds
901 S. MoPac
Suite 300
Austin, TX 78746
-

Inv #	Issuer	Fund	Purch Date	Interest Accrual	Beginning Book Value				Ending Book Value
Cusip	Par Value	YTM	Mat Date	Interest Received	Beginning Market Value	Purchases/ Additions	Redemptions	Change in Value	Ending Market Value
Fund: General Fund									
10120	FBPFC	GEN	10/01/2017	21,202.59	2,769,637.12	61,675,540.41	45,805,503.66	15,870,036.75	18,639,673.87
92313	18,639,673.87	4.180	/ /	21,202.59	2,769,637.12	61,675,540.41	45,805,503.66	15,870,036.75	18,639,673.87
10165	FFCBC	GEN	10/15/2020	7,000.00	10,000,000.00	0.00	0.00	0.00	10,000,000.00
3133EMCQ3	10,000,000.00	0.317	10/13/2023	14,000.00	9,747,718.20	0.00	0.00	102,627.50	9,850,345.70
10168	FFCBC	GEN	04/05/2021	4,125.00	5,000,000.00	0.00	0.00	0.00	5,000,000.00
3133EMVD1	5,000,000.00	0.371	04/05/2024	8,250.00	4,780,139.15	0.00	0.00	24,337.30	4,804,476.45
10171	FHLBC	GEN	06/28/2021	5,000.00	5,000,000.00	0.00	0.00	0.00	5,000,000.00
3130AMT85	5,000,000.00	0.400	06/28/2024	10,000.00	4,741,637.75	0.00	0.00	11,080.45	4,752,718.20
10176	FHLBC	GEN	08/30/2021	6,250.00	5,000,000.00	0.00	0.00	0.00	5,000,000.00
3130ANNS5	5,000,000.00	0.500	08/28/2024	0.00	4,723,792.70	0.00	0.00	-3,150.15	4,720,642.55
10178	TNOTE	GEN	02/07/2022	52,834.70	10,087,040.03	0.00	0.00	-21,700.39	10,065,339.64
912828W71	10,000,000.00	1.239	03/31/2024	0.00	9,756,640.00	0.00	0.00	3,125.60	9,759,765.60
10181	TNOTE	GEN	02/28/2022	3,091.03	4,824,305.42	0.00	0.00	18,106.69	4,842,412.11
91282CAJ0	5,000,000.00	1.756	08/31/2025	0.00	4,576,955.00	0.00	0.00	-41,017.50	4,535,937.50
10182	TNOTE	GEN	02/28/2022	8,641.23	5,291,994.51	0.00	0.00	15,553.41	5,307,547.92
91282CCP4	5,500,000.00	1.810	07/31/2026	0.00	4,957,089.50	0.00	0.00	-58,437.17	4,898,652.33
10199	FAMCAC	GEN	03/08/2022	28,750.00	5,000,000.00	0.00	0.00	0.00	5,000,000.00
31422XVA7	5,000,000.00	2.300	03/08/2027	0.00	4,678,584.05	0.00	0.00	-56,751.10	4,621,832.95
10200	FHLBC	GEN	03/10/2022	28,187.50	5,500,000.00	0.00	0.00	0.00	5,500,000.00
3130AR5U1	5,500,000.00	2.050	03/10/2026	0.00	5,175,468.65	0.00	0.00	-57,264.74	5,118,203.91
10201	FHLBC	GEN	03/24/2022	25,125.00	5,000,000.00	0.00	0.00	0.00	5,000,000.00
3130ARAM3	5,000,000.00	2.010	03/24/2026	0.00	4,697,311.40	0.00	0.00	-52,672.60	4,644,638.80

Portfolio SARA

San Antonio River Authority
Texas Compliance Change in Val Report
April 1, 2023 - June 30, 2023

Inv #	Issuer	Fund	Purch Date	Interest Accrual	Beginning Book Value				Ending Book Value
Cusip	Par Value	YTM	Mat Date	Interest Received	Beginning Market Value	Purchases/ Additions	Redemptions	Change in Value	Ending Market Value
10202	FHLBC	GEN	03/24/2022	26,875.00	5,000,000.00	0.00	0.00	0.00	5,000,000.00
3130ARAL5	5,000,000.00	2.150	03/24/2027	0.00	4,651,315.10	0.00	0.00	-55,552.05	4,595,763.05
10203	TNOTE	GEN	05/10/2022	4,713.40	7,055,449.52	0.00	0.00	47,481.33	7,102,930.85
91282CAB7	7,500,000.00	2.930	07/31/2025	0.00	6,883,005.00	0.00	0.00	-59,469.82	6,823,535.18
10204	TNOTE	GEN	06/29/2022	3,091.03	4,658,351.76	0.00	0.00	35,209.50	4,693,561.26
91282CAJ0	5,000,000.00	3.249	08/31/2025	0.00	4,576,955.00	0.00	0.00	-41,017.50	4,535,937.50
10205	TNOTE	GEN	07/06/2022	9,426.80	2,437,707.79	0.00	0.00	8,263.25	2,445,971.04
91282CDZ1	2,500,000.00	2.888	02/15/2025	0.00	2,380,470.00	0.00	0.00	-21,192.65	2,359,277.35
10206	TNOTE	GEN	07/06/2022	17,136.92	2,493,185.57	0.00	0.00	800.15	2,493,985.72
91282CEQ0	2,500,000.00	2.884	05/15/2025	34,375.00	2,433,007.50	0.00	0.00	-32,128.60	2,400,878.90
10207	FNMA	GEN	09/07/2022	7,812.50	4,718,223.97	0.00	0.00	34,223.81	4,752,447.78
3135G03U5	5,000,000.00	3.514	04/22/2025	15,625.00	4,646,293.35	0.00	0.00	-23,060.35	4,623,233.00
10208	BANSAN	GEN	12/07/2022	0.00	4,961,150.00	0.00	5,000,000.00	-4,961,150.00	0.00
05970USR0	0.00	0.000	05/25/2023	0.00	4,962,605.00	0.00	5,000,000.00	-4,962,605.00	0.00
10209	TOYMCC	GEN	12/07/2022	0.00	4,912,020.83	0.00	0.00	65,090.28	4,977,111.11
89233HV27	5,000,000.00	5.375	08/02/2023	0.00	4,912,475.00	0.00	0.00	63,920.00	4,976,395.00
10210	TORDOM	GEN	12/07/2022	0.00	4,891,277.78	0.00	0.00	65,090.27	4,956,368.05
89119BVX1	5,000,000.00	5.389	08/31/2023	0.00	4,890,730.00	0.00	0.00	64,990.00	4,955,720.00
10211	FHLB	GEN	12/12/2022	63,750.00	6,077,047.71	0.00	0.00	-4,105.56	6,072,942.15
3130ATUS4	6,000,000.00	3.943	12/10/2027	126,083.33	6,090,932.52	0.00	0.00	-111,962.76	5,978,969.76
10214	FFCB	GEN	03/10/2023	54,687.50	4,999,831.98	0.00	0.00	8.50	4,999,840.48
3133EPCX1	5,000,000.00	4.375	03/10/2028	0.00	5,108,541.10	0.00	0.00	-79,310.40	5,029,230.70
Sub Totals For: Fund: General Fund				377,700.20	115,677,223.99	61,675,540.41	50,805,503.66	11,172,907.99	126,850,131.98
				229,535.92	112,141,303.09	61,675,540.41	50,805,503.66	10,484,525.21	122,625,828.30

Fund: Pooled Fund

Portfolio SARA

San Antonio River Authority
Texas Compliance Change in Val Report
April 1, 2023 - June 30, 2023

Inv #	Issuer	Fund	Purch Date	Interest Accrual	Beginning Book Value				Ending Book Value
Cusip	Par Value	YTM	Mat Date	Interest Received	Beginning Market Value	Purchases/ Additions	Redemptions	Change in Value	Ending Market Value
10104	TXPOOL	POOL	05/03/2017	201,713.53	19,283,656.99	16,454,807.17	26,000,000.00	-9,545,192.83	9,738,464.16
44979502	9,738,464.16	5.054	/ /	201,713.53	19,283,656.99	16,454,807.17	26,000,000.00	-9,545,192.83	9,738,464.16
10105	TXPRIM	POOL	05/17/2017	242,906.86	17,760,881.03	10,242,906.86	20,000,000.00	-9,757,093.14	8,003,787.89
59079502	8,003,787.89	5.303	/ /	242,906.86	17,760,881.03	10,242,906.86	20,000,000.00	-9,757,093.14	8,003,787.89
Sub Totals For: Fund: Pooled Fund				444,620.39	37,044,538.02	26,697,714.03	46,000,000.00	-19,302,285.97	17,742,252.05
				444,620.39	37,044,538.02	26,697,714.03	46,000,000.00	-19,302,285.97	17,742,252.05
Report Grand Totals:				822,320.59	152,721,762.01	88,373,254.44	96,805,503.66	-8,129,377.98	144,592,384.03
				674,156.31	149,185,841.11	88,373,254.44	96,805,503.66	-8,817,760.76	140,368,080.35

Disclosures



Meeder Public Funds, Inc., is a registered investment adviser with the Securities and Exchange Commission (SEC) under the Investment Advisers Act of 1940. Registration with the SEC does not imply a certain level of skill or training. The opinions expressed in this presentation are those of Meeder Public Funds, Inc. The material presented has been derived from sources considered to be reliable, but the accuracy and completeness cannot be guaranteed.

Meeder provides monthly statements for its investment management clients to provide information about the investment portfolio. The information should not be used for audit or confirmation purposes. Please review your custodial statements and report any inaccuracies or discrepancies.

Certain information and data have been supplied by unaffiliated third parties. Although Meeder believes the information is reliable, it cannot warrant the accuracy of information offered by third parties. Market value may reflect prices received from pricing vendors when current market quotations are not available. Prices may not reflect firm bids or offers and may differ from the value at which the security can be sold.

Statements may include positions from unmanaged accounts provided for reporting purposes. Unmanaged accounts are managed directly by the client and are not included in the accounts managed by the investment adviser. This information is provided as a client convenience and the investment adviser assumes no responsibility for performance of these accounts or the accuracy of the data reported.

Investing involves risk. Past performance is no guarantee of future results. Debt and fixed income securities are subject to credit and interest rate risk. The investment return and principal value of an investment will fluctuate so that an investors shares, when redeemed, may be worth more or less than their original cost. Current performance may be lower or higher than the performance data quoted.

Investment advisory services are provided through Meeder Public Funds, Inc. Please contact us if you would like to receive a copy of our current ADV disclosure brochure or privacy policy.

Meeder Public Funds

Barton Oaks Plaza I
901 S. MoPac Expy
Suite 300
Austin, Texas
78746

866.633.3371