



QUARTERLY INVESTMENT REPORT

San Antonio River Authority

SEPTEMBER 30, 2022



MEEDER

PUBLIC FUNDS
PATTERSON GROUP

Whatever It Takes....

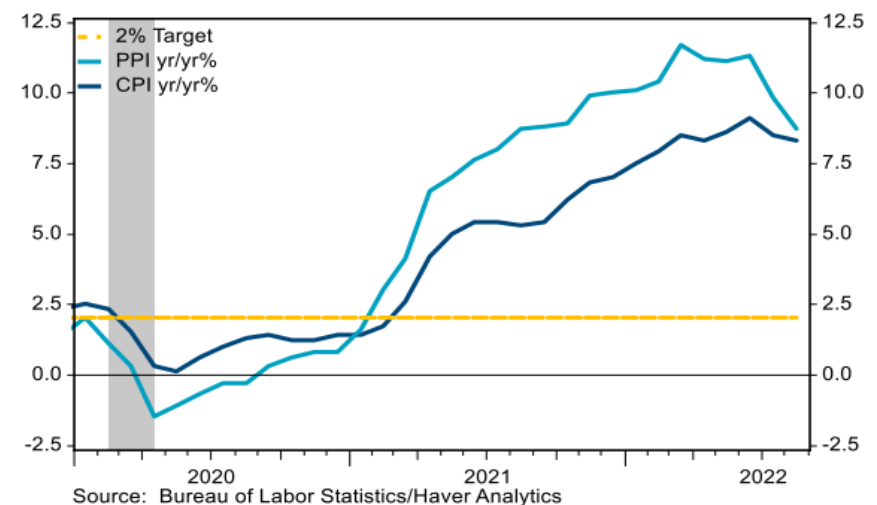
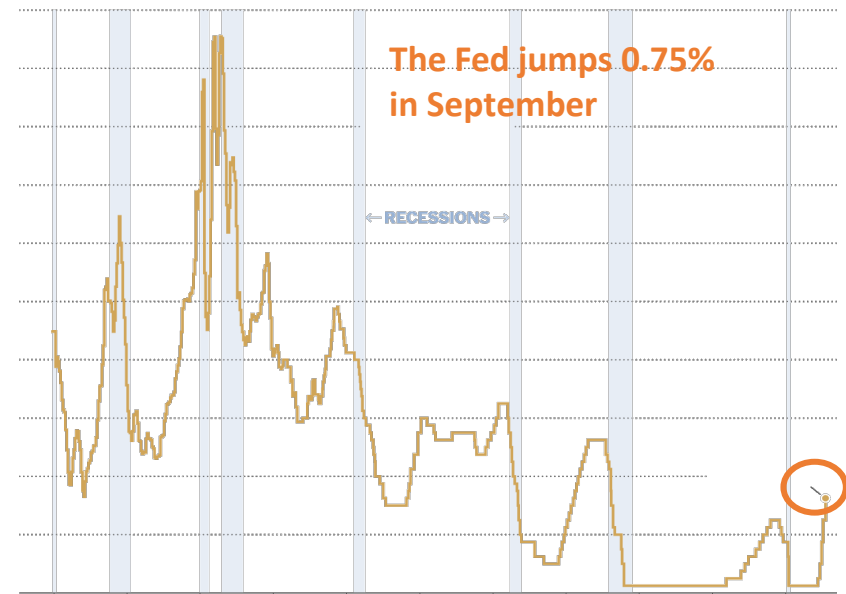
The Fed ramped up their inflation fight in September by 0.75% bringing the overnight rate to a range of 3.00-3.25%. Removing some market guessing the Committee also signaled they anticipate a rate of 4.40% by year end 2022. At this point the Committee is also signaling their expectation of lowering rates in early 2024.

The Fed is not alone. The ECB announced a 0.75% rate hike and Sweden surprised markets with a 1% hike. A number of central banks point to continuing hikes to fight this inflation.

There was hope on the inflation front. CPI and PPI fell slightly this month, but both were disappointing because they didn't drop as much as expected. Both remain at four-decade highs. Year-over-year CPI is up 8.3% and PPI up 8.7%. CPI prices component is growing too fast to cool this inflation falls well short of a meaningful decline in prices.

Employment, the second half of the Fed's dual mandate, remains strong with hiring, not layoffs, being the main challenge. This month a rail strike was, but with a 24% increase over 5 years (2020-2024). Nurses are next asking for 25% increases. Such increases make the real economy less sensitive to rate hikes and add to inflation in the long term.

Half the US income comes from households earning over \$100,000 a year so they are not facing major barriers like mortgages, but their wages are growing so to many this is really an easing and not a hike. As consumers, they keep buying which keeps prices rising as well.



Continuing Blues

Since the real economy has proven less sensitive to higher rates, even higher rates may be needed to slow the economy. At this pace uncertainty as to how the economy will respond a few months down the line is high. Manufacturing is growing but inventories are high – a counter-influence.

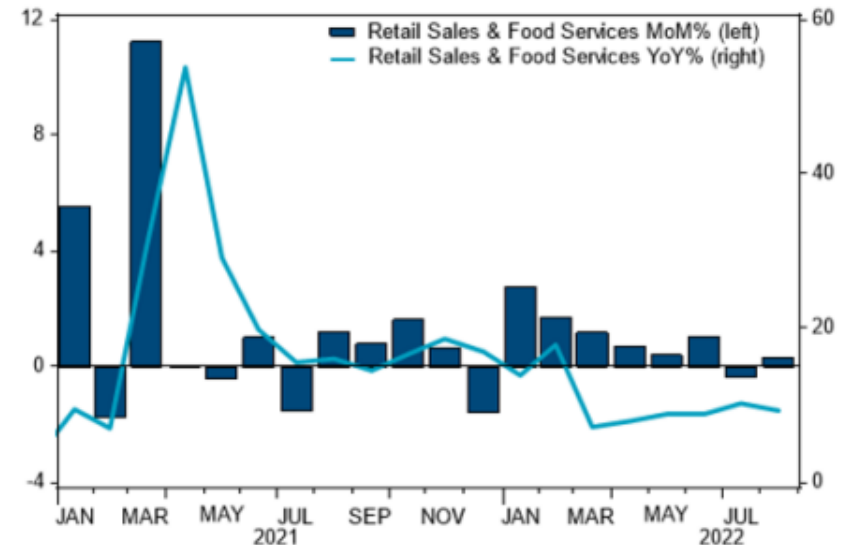
The labor market tends to be slow-moving, but we have no experience with interest rate hikes of this magnitude and activity could move faster than expected. At this point the US has added 3.5 million jobs in 2022 and looks to be adding more monthly.

There is some mounting evidence of weakness in the domestic economy however, but that little pain has so far not stopped the Fed. Complicating the situation is the composition of the inflation since a large portion comes from the supply side difficulties which will simply take time to work out.

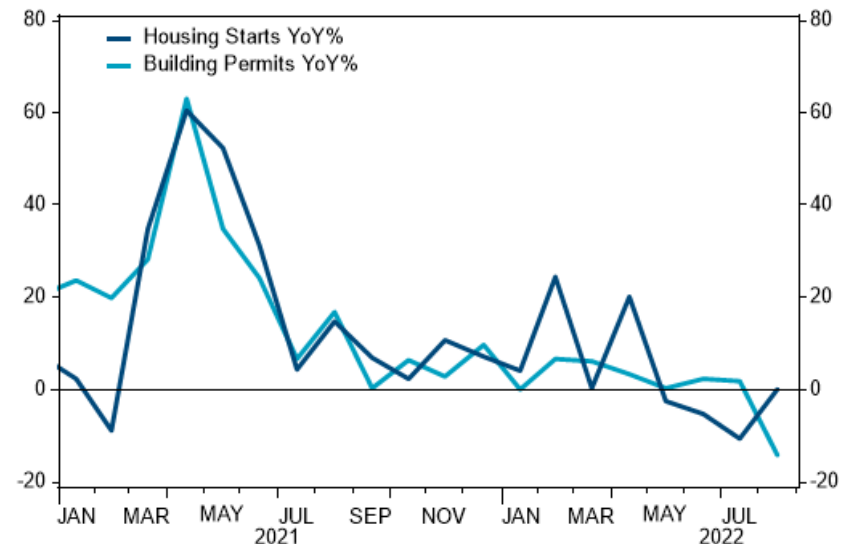
The consumer is still spending but is adjusting their spending behavior. For some, that means buying less overall, and for others, it means a reduced quality of goods. Regardless of the form, consumers are markedly shifting the goods and services in their basket on a month-to-month basis, something consumers do when they are increasingly concerned about their financial footing.

Housing starts were up this month but permits which look further into the future declined 14% YOY. The activity is supported largely by multi-family unit which put more families at the mercy of rising rates.

On the world stage there is a massive slowdown in developing economies and a global economy on the brink of recession. China, whose economy was a leader after the financial crisis, will be hard pressed to buoy global growth this time around. China's economy is extremely fragile at this point and may continue as such.



Source: Census Bureau/Haver Analytics



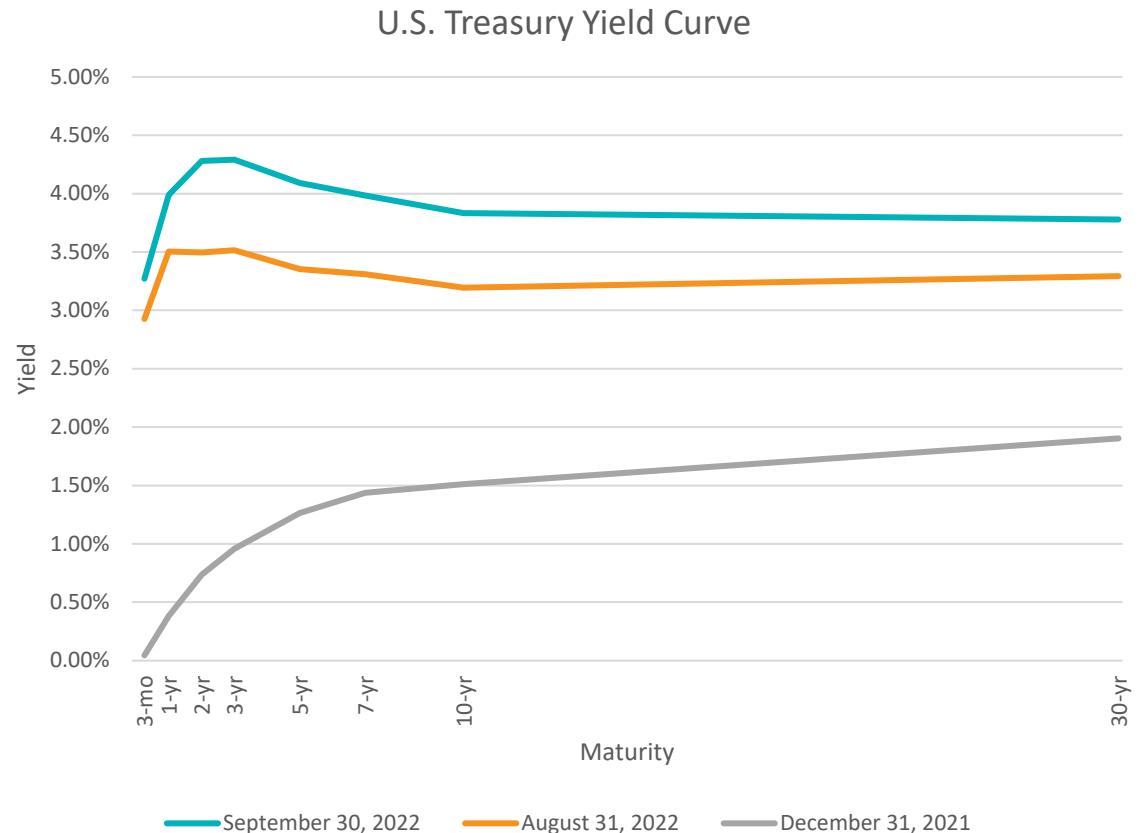
Source: Census Bureau/Haver Analytics

Expectations Drive Rates

The Fed continues to act decisively to tame inflation at any cost to the economy. The Committee raised rates 0.75% in September with anticipation of going to 4.4% before year-end.

The Fed fully concedes that higher rates will slow growth but is willing to take these actions to tame inflation.

Two past two quarters of declining GDP is generally assumed to represent a technical recession. The goldilocks situation of slowing growth amid high inflation may take rate increases well into 2023.



San Antonio River Authority

Quarterly Investment Report

July – September 2022


Portfolio Summary Management Report

This quarterly report is prepared in compliance with the Investment Policy and Strategy of the Authority and the Public Funds Investment Act (Chapter 2256, Texas Government Code).

<u>Portfolio as of June 30, 2022</u>		<u>Portfolio as of September 30, 2022</u>	
Beginning Book Value	\$ 152,190,960	Ending Book Value	\$ 141,105,499
Beginning Market Value	\$ 149,462,039	Ending Market Value	\$ 135,883,922
Unrealized Gain/Loss	\$ (2,728,921)	Investment Income for the period	\$ 536,851
		Unrealized Gain/Loss	\$ (5,221,577)
		Change in Unrealized Gain/Loss	\$ (2,492,656)
WAM at Beginning Period Date ¹	552 days	WAM at Ending Period Date ¹	590 days
		Change in Market Value ²	\$ (13,578,117)
Average Yield to Maturity for the period		1.540%	
Average Yield 1 Year Treasury for period		3.400%	
Average Yield 2 Year Treasury for period		3.380%	

Authorized by:

Rick Trefzer, CMA, Deputy General Manager
San Antonio River Authority



Linda Patterson, President
Patterson & Associates

¹ WAM, represents weighted average maturity.

² **Change in Market Value**" is required data, but will primarily reflect the receipt and expenditure of the Authority's funds from quarter to quarter.

Your Portfolio

As of September 30, 2022



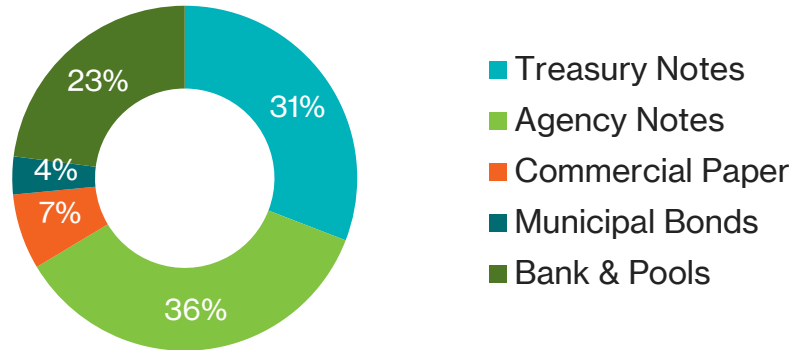
MEEDER
PUBLIC FUNDS | PATTERSON GROUP

Your Portfolio Statistics

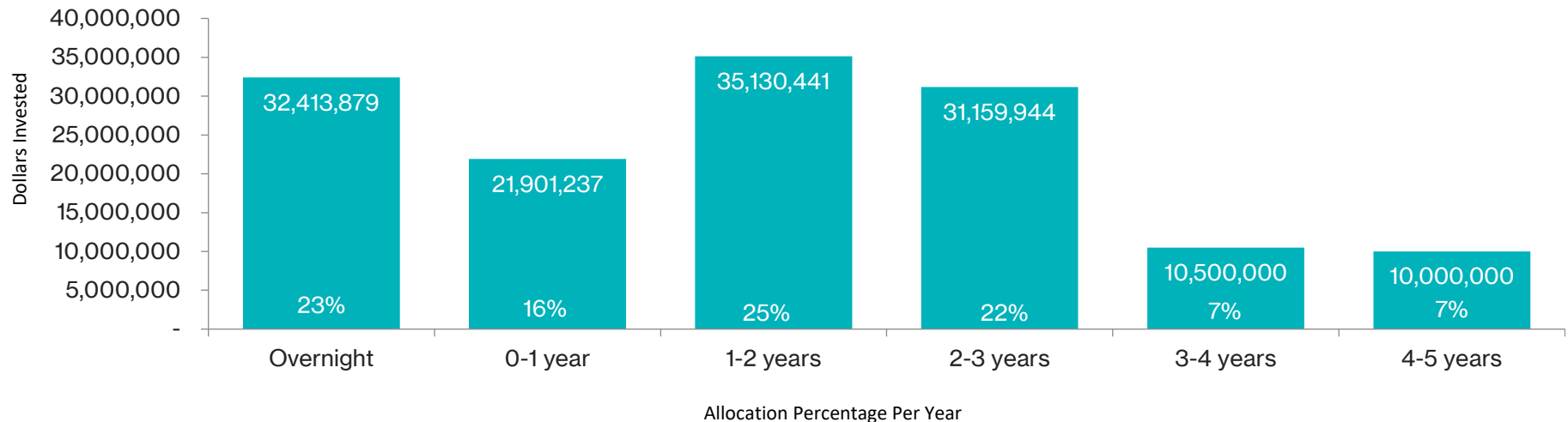
Weighted Average Maturity 1.62 years

Weighted Average Yield (All Funds) 1.74%

Your Asset Allocation



Your Maturity Distribution



San Antonio River Authority
Portfolio Management
Portfolio Summary
September 30, 2022

Patterson & Associates
 901 S. MoPac
 Suite 195
 Austin, TX 78746
 -

Investments	Par Value	Market Value	Book Value	% of Portfolio	Term	Days to Maturity	YTM 365 Equiv.
Commercial Paper Disc. -Amortizing	10,000,000.00	9,973,150.00	9,993,166.67	7.08	270	30	0.845
Federal Agency Coupon Securities	50,500,000.00	46,845,545.27	50,149,776.35	35.54	1,304	939	1.385
Treasury Coupon Securities	44,900,000.00	41,744,897.75	43,548,676.99	30.86	984	803	1.972
Municipal Bonds	5,000,000.00	4,906,450.00	5,000,000.00	3.54	913	182	0.480
Texpool/Texpool Prime	31,074,305.12	31,074,305.12	31,074,305.12	22.02	1	1	2.530
Frost Bank	1,339,573.88	1,339,573.88	1,339,573.88	0.95	1	1	0.010
	142,813,879.00	135,883,922.02	141,105,499.01	100.00%	819	590	1.735
Investments							
Cash and Accrued Interest							
Accrued Interest at Purchase		21,433.42	21,433.42				
Subtotal		21,433.42	21,433.42				
Total Cash and Investments	142,813,879.00	135,905,355.44	141,126,932.43		819	590	1.735

Total Earnings	September 30 Month Ending	Fiscal Year To Date
Current Year	182,487.19	536,851.12

The following reports are submitted in accordance with the Public Funds Investment Act (Texas Gov't Code 2256). The reports also offer supplemental information not required by the Act in order to fully inform the governing body of the San Antonio River Authority of the position and activity within the Authority's portfolio of investment. The reports include a management summary overview, a detailed inventory report for the end of the period, a transaction report, as well as graphic representations of the portfolio to provide full disclosure to the governing body.

Rick Trefzer, CMA, Deputy General Manager

San Antonio River Authority
Summary by Type
September 30, 2022
Grouped by Fund

Patterson & Associates
 901 S. MoPac
 Suite 195
 Austin, TX 78746
 -

Security Type	Number of Investments	Par Value	Book Value	% of Portfolio	Average YTM 365	Average Days to Maturity
Fund: General Fund						
Frost Bank	1	1,339,573.88	1,339,573.88	0.95	0.010	1
Federal Agency Coupon Securities	9	50,500,000.00	50,149,776.35	35.54	1.385	939
Municipal Bonds	1	5,000,000.00	5,000,000.00	3.54	0.480	182
Treasury Coupon Securities	7	38,000,000.00	36,640,606.71	25.97	2.183	943
Commercial Paper Disc. -Amortizing	1	10,000,000.00	9,993,166.67	7.08	0.845	30
Subtotal	19	104,839,573.88	103,123,123.61	73.08	1.554	803
Fund: Martinez IV Project						
Treasury Coupon Securities	1	350,000.00	350,341.26	0.25	0.827	45
Subtotal	1	350,000.00	350,341.26	0.25	0.827	45
Fund: Pooled Fund						
Texpool/Texpool Prime	2	31,074,305.12	31,074,305.12	22.02	2.530	1
Subtotal	2	31,074,305.12	31,074,305.12	22.02	2.530	1
Fund: Salitrillo Project						
Treasury Coupon Securities	5	6,550,000.00	6,557,729.02	4.65	0.856	60
Subtotal	5	6,550,000.00	6,557,729.02	4.65	0.856	60
Total and Average	27	142,813,879.00	141,105,499.01	100.00	1.735	590



San Antonio River Authority
Fund GEN - General Fund
Investments by Fund
September 30, 2022

Patterson & Associates
901 S. MoPac
Suite 195
Austin, TX 78746
-

CUSIP	Investment #	Issuer	Purchase Date	Book Value	Par Value	Market Value	Current Rate	YTM 360	YTM 365	Maturity Date	Days To Maturity
Commercial Paper Disc. -Amortizing											
8923A1KX8	10177	Toyota Credit Puerto Rico CP	02/03/2022	9,993,166.67	10,000,000.00	9,973,150.00		0.833	0.844	10/31/2022	30
Subtotal and Average				9,993,166.67	10,000,000.00	9,973,150.00		0.833	0.845		30
Federal Agency Coupon Securities											
31422XVA7	10199	FRMAC Call Note	03/08/2022	5,000,000.00	5,000,000.00	4,563,272.20	2.300	2.268	2.300	03/08/2027	1,619
3133EMCQ3	10165	FFCB Call Note	10/15/2020	10,000,000.00	10,000,000.00	9,564,583.20	0.280	0.313	0.317	10/13/2023	377
3133EMVD1	10168	FFCB Call Note	04/05/2021	5,000,000.00	5,000,000.00	4,695,254.15	0.330	0.366	0.371	04/05/2024	552
3130AMT85	10171	FHLB Call Note	06/28/2021	5,000,000.00	5,000,000.00	4,653,568.10	0.400	0.394	0.400	06/28/2024	636
3130ANNS5	10176	FHLB Call Note	08/30/2021	5,000,000.00	5,000,000.00	4,631,135.30	0.500	0.493	0.500	08/28/2024	697
3130AR5U1	10200	FHLB Call Note	03/10/2022	5,500,000.00	5,500,000.00	5,063,498.17	2.050	2.021	2.050	03/10/2026	1,256
3130ARAM3	10201	FHLB Call Note	03/24/2022	5,000,000.00	5,000,000.00	4,593,662.45	2.010	1.982	2.010	03/24/2026	1,270
3130ARAL5	10202	FHLB Call Note	03/24/2022	5,000,000.00	5,000,000.00	4,523,542.30	2.150	2.120	2.150	03/24/2027	1,635
3135G03U5	10207	FNMA Note	09/07/2022	4,649,776.35	5,000,000.00	4,557,029.40	0.625	3.466	3.514	04/22/2025	934
Subtotal and Average				50,149,776.35	50,500,000.00	46,845,545.27		1.366	1.385		938
Treasury Coupon Securities											
912828W71	10178	T Note	02/07/2022	10,130,440.81	10,000,000.00	9,684,380.00	2.125	1.222	1.239	03/31/2024	547
91282CAJ0	10181	T Note	02/28/2022	4,788,092.04	5,000,000.00	4,455,275.00	0.250	1.732	1.756	08/31/2025	1,065
91282CCP4	10182	T Note	02/28/2022	5,260,887.70	5,500,000.00	4,812,285.50	0.625	1.785	1.810	07/31/2026	1,399
91282CAB7	10203	T Note	05/10/2022	6,960,486.85	7,500,000.00	6,705,765.00	0.250	2.890	2.930	07/31/2025	1,034
91282CAJ0	10204	T Note	06/29/2022	4,587,932.75	5,000,000.00	4,455,275.00	0.250	3.204	3.249	08/31/2025	1,065
91282CDZ1	10205	T Note	07/06/2022	2,421,181.28	2,500,000.00	2,343,750.00	1.500	2.849	2.888	02/15/2025	868
91282CEQ0	10206	T Note	07/06/2022	2,491,585.28	2,500,000.00	2,406,152.50	2.750	2.844	2.884	05/15/2025	957
Subtotal and Average				36,640,606.71	38,000,000.00	34,862,883.00		2.153	2.183		943
Municipal Bonds											
59333NN90	10164	Miami-Dade County FL	09/30/2020	5,000,000.00	5,000,000.00	4,906,450.00	0.375	0.473	0.480	04/01/2023	182
Subtotal and Average				5,000,000.00	5,000,000.00	4,906,450.00		0.473	0.480		182
Frost Bank											
92313	10120	Frost Bk Public Fund Checking	10/01/2017	1,339,573.88	1,339,573.88	1,339,573.88	0.010	0.009	0.010		1

**Fund GEN - General Fund
Investments by Fund
September 30, 2022**

Page 2

CUSIP	Investment #	Issuer	Purchase Date	Book Value	Par Value	Market Value	Current Rate	YTM 360	YTM 365	Maturity Days To Date Maturity
Subtotal and Average				1,339,573.88	1,339,573.88	1,339,573.88		0.010	0.010	1
Total Investments and Average				103,123,123.61	104,839,573.88	97,927,602.15		1.533	1.554	803

Fund MARTIV - Martinez IV Project
Investments by Fund
September 30, 2022

Page 3

CUSIP	Investment #	Issuer	Purchase Date	Book Value	Par Value	Market Value	Current Rate	YTM 360	YTM 365	Maturity Days To Date Maturity
Treasury Coupon Securities										
912828TY6	10198	T Note	03/04/2022	350,341.26	350,000.00	349,376.30	1.625	0.815	0.826	11/15/2022 45
Subtotal and Average				350,341.26	350,000.00	349,376.30		0.815	0.827	45
Total Investments and Average				350,341.26	350,000.00	349,376.30		0.815	0.827	45

**Fund POOL - Pooled Fund
Investments by Fund
September 30, 2022**

Page 4

CUSIP	Investment #	Issuer	Purchase Date	Book Value	Par Value	Market Value	Current Rate	YTM 360	YTM 365	Maturity Days To Date Maturity
Texpool/Texpool Prime										
44979502	10104	Texpool	05/03/2017	12,935,354.54	12,935,354.54	12,935,354.54	2.413	2.379	2.412	1
59079502	10105	Texpool Prime	05/17/2017	18,138,950.58	18,138,950.58	18,138,950.58	2.613	2.577	2.613	1
Subtotal and Average				31,074,305.12	31,074,305.12	31,074,305.12		2.495	2.530	1
Total Investments and Average				31,074,305.12	31,074,305.12	31,074,305.12		2.495	2.530	1

Fund SALI - Salitrillo Project
Investments by Fund
September 30, 2022

Page 5

CUSIP	Investment #	Issuer	Purchase Date	Book Value	Par Value	Market Value	Current Rate	YTM 360	YTM 365	Maturity Days To Date Maturity
Treasury Coupon Securities										
912828YW4	10186	T Note	03/02/2022	901,354.98	900,000.00	897,293.70	1.625	0.874	0.887	12/15/2022 75
912828Z29	10187	T Note	03/02/2022	1,101,613.42	1,100,000.00	1,093,878.50	1.500	0.976	0.990	01/15/2023 106
912828UN8	10188	T Note	03/02/2022	752,660.49	750,000.00	745,283.25	2.000	1.032	1.047	02/15/2023 137
912828YK0	10196	T Note	03/04/2022	2,200,540.07	2,200,000.00	2,199,034.20	1.375	0.720	0.730	10/15/2022 14
912828TY6	10197	T Note	03/04/2022	1,601,560.06	1,600,000.00	1,597,148.80	1.625	0.815	0.826	11/15/2022 45
Subtotal and Average				6,557,729.02	6,550,000.00	6,532,638.45		0.844	0.856	59
Total Investments and Average				6,557,729.02	6,550,000.00	6,532,638.45		0.844	0.856	59

San Antonio River Authority
Cash Reconciliation Report
For the Period July 1, 2022 - September 30, 2022
Grouped by Fund

Patterson & Associates
 901 S. MoPac
 Suite 195
 Austin, TX 78746
 -

Trans. Date	Investment #	Fund	Trans. Type	Security ID	Par Value	Security Description	Maturity Date	Purchases	Interest	Redemptions	Cash
General Fund											
07/06/2022	10205	GEN	Purchase	91282CDZ1	2,500,000.00	TNOTE 2.5M 1.50% Mat. 02/15/2025	02/15/2025	-2,413,281.25	-14,606.35	0.00	-2,427,887.60
07/06/2022	10206	GEN	Purchase	91282CEQ0	2,500,000.00	TNOTE 2.5M 2.75% Mat. 05/15/2025	05/15/2025	-2,490,820.31	-9,714.67	0.00	-2,500,534.98
08/01/2022	10182	GEN	Interest	91282CCP4	5,500,000.00	TNOTE 5.5M 0.63% Mat. 07/31/2026	07/31/2026	0.00	17,187.50	0.00	17,187.50
08/01/2022	10203	GEN	Interest	91282CAB7	7,500,000.00	TNOTE 7.5M 0.25% Mat. 07/31/2025	07/31/2025	0.00	9,375.00	0.00	9,375.00
08/15/2022	10205	GEN	Interest	91282CDZ1	2,500,000.00	TNOTE 2.5M 1.50% Mat. 02/15/2025	02/15/2025	0.00	18,750.00	0.00	18,750.00
08/28/2022	10176	GEN	Interest	3130ANNS5	5,000,000.00	FHLBC 5.0M 0.50% Mat. 08/28/2024	08/28/2024	0.00	12,500.00	0.00	12,500.00
08/30/2022	10193	GEN	Maturity	80285QHW3	4,200,000.00	SANTCP 4.2M 0.00% Mat.	08/30/2022	0.00	0.00	4,200,000.00	4,200,000.00
08/31/2022	10181	GEN	Interest	91282CAJ0	5,000,000.00	TNOTE 5.0M 0.25% Mat. 08/31/2025	08/31/2025	0.00	6,250.00	0.00	6,250.00
08/31/2022	10204	GEN	Interest	91282CAJ0	5,000,000.00	TNOTE 5.0M 0.25% Mat. 08/31/2025	08/31/2025	0.00	6,250.00	0.00	6,250.00
09/07/2022	10207	GEN	Purchase	3135G03U5	5,000,000.00	FNMA 5.0M 0.63% Mat. 04/22/2025	04/22/2025	-4,640,650.00	-11,718.75	0.00	-4,652,368.75
09/08/2022	10199	GEN	Interest	31422XVA7	5,000,000.00	FAMCAC 5.0M 2.30% Mat.	03/08/2027	0.00	57,500.00	0.00	57,500.00
09/10/2022	10200	GEN	Interest	3130AR5U1	5,500,000.00	FHLBC 5.5M 2.05% Mat. 03/10/2026	03/10/2026	0.00	56,375.00	0.00	56,375.00
09/24/2022	10201	GEN	Interest	3130ARAM3	5,000,000.00	FHLBC 5.0M 2.01% Mat. 03/24/2026	03/24/2026	0.00	50,250.00	0.00	50,250.00
09/24/2022	10202	GEN	Interest	3130ARAL5	5,000,000.00	FHLBC 5.0M 2.15% Mat. 03/24/2027	03/24/2027	0.00	53,750.00	0.00	53,750.00
09/30/2022	10178	GEN	Interest	912828W71	10,000,000.00	TNOTE 10.0M 2.13% Mat.	03/31/2024	0.00	106,250.00	0.00	106,250.00
Subtotal								-9,544,751.56	358,397.73	4,200,000.00	-4,986,353.83
Martinez IV Project											
08/30/2022	10195	MARTIV	Maturity	80285QHW3	300,000.00	SANTCP 0.3M 0.81% Mat.	08/30/2022	0.00	0.00	300,000.00	300,000.00
Subtotal								0.00	0.00	300,000.00	300,000.00
Salitrillo Project											
07/15/2022	10187	SALI	Interest	912828Z29	1,100,000.00	TNOTE 1.1M 1.50% Mat. 01/15/2023	01/15/2023	0.00	8,250.00	0.00	8,250.00
08/15/2022	10188	SALI	Interest	912828UN8	750,000.00	TNOTE 0.8M 2.00% Mat. 02/15/2023	02/15/2023	0.00	7,500.00	0.00	7,500.00
08/30/2022	10194	SALI	Maturity	80285QHW3	2,000,000.00	SANTCP 2.0M 0.81% Mat.	08/30/2022	0.00	0.00	2,000,000.00	2,000,000.00
09/23/2022	10185	SALI	Maturity	78013WJP6	1,275,000.00	RBCCP 1.3M 0.00% Mat. 09/23/2022	09/23/2022	0.00	0.00	1,275,000.00	1,275,000.00
Subtotal								0.00	15,750.00	3,275,000.00	3,290,750.00
Total								-9,544,751.56	374,147.73	7,775,000.00	-1,395,603.83

San Antonio River Authority
Purchases Report
Sorted by Fund - Fund
July 1, 2022 - September 30, 2022

Patterson & Associates
 901 S. MoPac
 Suite 195
 Austin, TX 78746
 -

CUSIP	Investment #	Fund	Sec. Type	Issuer	Original Par Value	Purchase Date	Payment Periods	Principal Purchased	Accrued Interest at Purchase	Rate at Purchase	Maturity Date	YTM	Ending Book Value
General Fund													
91282CDZ1	10205	GEN	TRC	TNOTE	2,500,000.00	07/06/2022	08/15 - 02/15	2,413,281.25	Received	1.500	02/15/2025	2.889	2,421,181.28
91282CEQ0	10206	GEN	TRC	TNOTE	2,500,000.00	07/06/2022	11/15 - 05/15	2,490,820.31	9,714.67	2.750	05/15/2025	2.884	2,491,585.28
3135G03U5	10207	GEN	FAC	FNMA	5,000,000.00	09/07/2022	10/22 - 04/22	4,640,650.00	11,718.75	0.625	04/22/2025	3.515	4,649,776.35
Subtotal					10,000,000.00			9,544,751.56	21,433.42				9,562,542.91
Total Purchases					10,000,000.00			9,544,751.56	21,433.42				9,562,542.91

Received = Accrued Interest at Purchase was received by report ending date.



MEEDER
PUBLIC FUNDS | PATTERSON GROUP

San Antonio River Authority
Maturity Report
Sorted by Maturity Date
Receipts during July 1, 2022 - September 30, 2022

Patterson & Associates
901 S. MoPac
Suite 195
Austin, TX 78746
-

CUSIP	Investment #	Fund	Sec. Type	Issuer	Par Value	Maturity Date	Purchase Date	Rate at Maturity	Book Value at Maturity	Interest	Maturity Proceeds	Net Income
80285QHW3	10193	GEN	ACP	SANTCP	4,200,000.00	08/30/2022	03/04/2022		4,200,000.00	0.00	4,200,000.00	0.00
80285QHW3	10194	SALI	ACP	SANTCP	2,000,000.00	08/30/2022	03/04/2022	0.810	2,000,000.00	0.00	2,000,000.00	0.00
80285QHW3	10195	MARTIV	ACP	SANTCP	300,000.00	08/30/2022	03/04/2022	0.810	300,000.00	0.00	300,000.00	0.00
78013WJP6	10185	SALI	ACP	RBCCP	1,275,000.00	09/23/2022	03/02/2022		1,275,000.00	0.00	1,275,000.00	0.00
Total Maturities					7,775,000.00				7,775,000.00	0.00	7,775,000.00	0.00

San Antonio River Authority
Interest Earnings
Sorted by Fund - Fund
July 1, 2022 - September 30, 2022
Yield on Average Book Value

Patterson & Associates
 901 S. MoPac
 Suite 195
 Austin, TX 78746
 -

										Adjusted Interest Earnings		
CUSIP	Investment #	Fund	Security Type	Ending Par Value	Beginning Book Value	Average Book Value	Maturity Date	Current Rate	Annualized Yield	Interest Earned	Amortization/ Accretion	Adjusted Interest Earnings
Fund: General Fund												
3135G03U5	10207	GEN	FAC	5,000,000.00	0.00	1,211,844.34	04/22/2025	0.625	3.670	2,083.33	9,126.35	11,209.68
91282CAJ0	10204	GEN	TRC	5,000,000.00	4,552,336.34	4,570,328.00	08/31/2025	0.250	3.363	3,142.45	35,596.41	38,738.86
91282CEQ0	10206	GEN	TRC	2,500,000.00	0.00	2,355,815.50	05/15/2025	2.750	2.866	16,253.40	764.97	17,018.37
91282CDZ1	10205	GEN	TRC	2,500,000.00	0.00	2,285,902.94	02/15/2025	1.500	2.922	8,933.05	7,900.03	16,833.08
91282CAB7	10203	GEN	TRC	7,500,000.00	6,912,483.75	6,936,746.19	07/31/2025	0.250	3.015	4,712.84	48,003.10	52,715.94
91282CCP4	10182	GEN	TRC	5,500,000.00	5,245,163.37	5,253,110.99	07/31/2026	0.625	1.840	8,640.20	15,724.33	24,364.53
912828W71	10178	GEN	TRC	10,000,000.00	10,152,379.67	10,141,291.01	03/31/2024	2.125	1.232	53,418.49	-21,938.86	31,479.63
91282CAJ0	10181	GEN	TRC	5,000,000.00	4,769,786.38	4,779,038.70	08/31/2025	0.250	1.781	3,142.45	18,305.66	21,448.11
3133EMVD1	10168	GEN	FAC	5,000,000.00	5,000,000.00	5,000,000.00	04/05/2024	0.330	0.327	4,125.00	0.00	4,125.00
3133EMCQ3	10165	GEN	FAC	10,000,000.00	10,000,000.00	10,000,000.00	10/13/2023	0.280	0.278	7,000.00	0.00	7,000.00
3130ARAM3	10201	GEN	FAC	5,000,000.00	5,000,000.00	5,000,000.00	03/24/2026	2.010	1.994	25,125.00	0.00	25,125.00
3130ARAL5	10202	GEN	FAC	5,000,000.00	5,000,000.00	5,000,000.00	03/24/2027	2.150	2.132	26,875.00	0.00	26,875.00
3130AR5U1	10200	GEN	FAC	5,500,000.00	5,500,000.00	5,500,000.00	03/10/2026	2.050	2.033	28,187.50	0.00	28,187.50
3130AMT85	10171	GEN	FAC	5,000,000.00	5,000,000.00	5,000,000.00	06/28/2024	0.400	0.397	5,000.00	0.00	5,000.00
3130ANNS5	10176	GEN	FAC	5,000,000.00	5,000,000.00	5,000,000.00	08/28/2024	0.500	0.496	6,250.00	0.00	6,250.00
92313	10120	GEN	RR4	1,339,573.88	19,275,432.18	9,136,203.32		0.010	0.002	50.12	0.00	50.12
59333NN90	10164	GEN	MC1	5,000,000.00	5,000,000.00	5,000,000.00	04/01/2023	0.375	0.372	4,687.50	0.00	4,687.50
80285QHW3	10193	GEN	ACP	0.00	4,194,330.00	2,737,312.34	08/30/2022		0.822	0.00	5,670.00	5,670.00
8923A1KX8	10177	GEN	ACP	10,000,000.00	9,972,211.11	9,982,802.78	10/31/2022		0.833	0.00	20,955.56	20,955.56
31422XVA7	10199	GEN	FAC	5,000,000.00	5,000,000.00	5,000,000.00	03/08/2027	2.300	2.281	28,750.00	0.00	28,750.00
Subtotal				104,839,573.88	115,574,122.80	109,890,396.10			1.359	236,376.33	140,107.55	376,483.88
Fund: Martinez IV Project												
912828TY6	10198	MARTIV	TRC	350,000.00	351,038.96	350,686.32	11/15/2022	1.625	0.819	1,421.88	-697.70	724.18
80285QHW3	10195	MARTIV	ACP	0.00	299,595.00	195,522.31	08/30/2022	0.810	0.822	0.00	405.00	405.00
Subtotal				350,000.00	650,633.96	546,208.63			0.820	1,421.88	-292.70	1,129.18
Fund: Pooled Fund												
44979502	10104	POOL	RR3	12,935,354.54	13,071,152.17	12,552,339.43		2.413	1.799	56,913.82	0.00	56,913.82

San Antonio River Authority
Interest Earnings
July 1, 2022 - September 30, 2022

CUSIP	Investment #	Fund	Security Type	Ending Par Value	Beginning Book Value	Average Book Value	Maturity Date	Current Rate	Adjusted Interest Earnings			
									Annualized Yield	Interest Earned	Amortization/ Accretion	Adjusted Interest Earnings
Fund: Pooled Fund												
59079502	10105	POOL	RR3	18,138,950.58	13,055,963.43	14,708,336.11		2.613	2.238	82,987.15	0.00	82,987.15
			Subtotal	31,074,305.12	26,127,115.60	27,260,675.54			2.036	139,900.97	0.00	139,900.97
Fund: Salitrillo Project												
912828TY6	10197	SALI	TRC	1,600,000.00	1,604,749.51	1,603,137.45	11/15/2022	1.625	0.819	6,500.00	-3,189.45	3,310.55
912828Z29	10187	SALI	TRC	1,100,000.00	1,103,013.74	1,102,305.97	01/15/2023	1.500	0.984	4,135.40	-1,400.32	2,735.08
912828YK0	10196	SALI	TRC	2,200,000.00	2,204,089.10	2,202,295.30	10/15/2022	1.375	0.730	7,603.83	-3,549.03	4,054.80
912828YW4	10186	SALI	TRC	900,000.00	903,017.09	902,177.00	12/15/2022	1.625	0.886	3,676.23	-1,662.11	2,014.12
912828UN8	10188	SALI	TRC	750,000.00	754,447.10	753,544.09	02/15/2023	2.000	1.050	3,780.40	-1,786.61	1,993.79
78013WJP6	10185	SALI	ACP	0.00	1,272,471.25	1,162,989.75	09/23/2022		0.863	0.00	2,528.75	2,528.75
80285QHW3	10194	SALI	ACP	0.00	1,997,300.00	1,303,482.07	08/30/2022	0.810	0.822	0.00	2,700.00	2,700.00
			Subtotal	6,550,000.00	9,839,087.79	9,029,931.62			0.850	25,695.86	-6,358.77	19,337.09
			Total	142,813,879.00	152,190,960.15	146,727,211.89			1.452	403,395.04	133,456.08	536,851.12

San Antonio River Authority
Amortization Schedule
July 1, 2022 - September 30, 2022
Sorted By Fund - Fund

Patterson & Associates
 901 S. MoPac
 Suite 195
 Austin, TX 78746
 -

Investment #		Maturity Date	Beginning Par Value				Amounts Amortized			
Issuer	Fund	Amort. Date	Current Rate	Purchase Principal	Original Premium or Discount	Ending Book Value	And Unamortized As of 07/01/2022	Amount Amortized This Period	Amt Amortized Through 09/30/2022	Amount Unamortized Through 09/30/2022
General Fund										
10165 FFCB Call Note	GEN	10/13/2023 10/13/2021	10,000,000.00 0.280	9,988,700.00	-11,300.00	10,000,000.00	11,300.00 0.00	0.00	11,300.00	0.00
10168 FFCB Call Note	GEN	04/05/2024 04/05/2022	5,000,000.00 0.330	4,993,750.00	-6,250.00	5,000,000.00	6,250.00 0.00	0.00	6,250.00	0.00
10207 FNMA Note	GEN	04/22/2025	5,000,000.00 0.625	4,640,650.00	-359,350.00	4,649,776.35	0.00 -359,350.00	9,126.35	9,126.35	-350,223.65
10164 Miami-Dade County FL	GEN	04/01/2023 10/01/2021	5,000,000.00 0.375	4,986,950.00	-13,050.00	5,000,000.00	13,050.00 0.00	0.00	13,050.00	0.00
10193 Santander UK CP	GEN	08/30/2022	4,200,000.00	4,183,084.50	-16,915.50	0.00	11,245.50 -5,670.00	5,670.00	16,915.50	0.00
10178 T Note	GEN	03/31/2024	10,000,000.00 2.125	10,186,718.75	186,718.75	10,130,440.81	-34,339.08 152,379.67	-21,938.86	-56,277.94	130,440.81
10181 T Note	GEN	08/31/2025	5,000,000.00 0.250	4,745,312.50	-254,687.50	4,788,092.04	24,473.88 -230,213.62	18,305.66	42,779.54	-211,907.96
10182 T Note	GEN	07/31/2026	5,500,000.00 0.625	5,224,140.63	-275,859.37	5,260,887.70	21,022.74 -254,836.63	15,724.33	36,747.07	-239,112.30
10203 T Note	GEN	07/31/2025	7,500,000.00 0.250	6,885,351.56	-614,648.44	6,960,486.85	27,132.19 -587,516.25	48,003.10	75,135.29	-539,513.15
10204 T Note	GEN	08/31/2025	5,000,000.00 0.250	4,551,562.50	-448,437.50	4,587,932.75	773.84 -447,663.66	35,596.41	36,370.25	-412,067.25
10205 T Note	GEN	02/15/2025	2,500,000.00 1.500	2,413,281.25	-86,718.75	2,421,181.28	0.00 -86,718.75	7,900.03	7,900.03	-78,818.72
10206 T Note	GEN	05/15/2025	2,500,000.00 2.750	2,490,820.31	-9,179.69	2,491,585.28	0.00 -9,179.69	764.97	764.97	-8,414.72
10177 Toyota Credit Puerto Rico CP	GEN	10/31/2022	10,000,000.00	9,938,500.00	-61,500.00	9,993,166.67	33,711.11 -27,788.89	20,955.56	54,666.67	-6,833.33
Subtotal				75,228,822.00	-1,971,178.00	71,283,549.73	114,620.18 -1,856,557.82	140,107.55	254,727.73	-1,716,450.27
Martinez IV Project										
10195 Santander UK CP	MARTIV	08/30/2022	300,000.00 0.810	298,791.75	-1,208.25	0.00	803.25 -405.00	405.00	1,208.25	0.00
10198 T Note	MARTIV	11/15/2022	350,000.00 1.625	351,941.41	1,941.41	350,341.26	-902.45 1,038.96	-697.70	-1,600.15	341.26

San Antonio River Authority
Amortization Schedule
July 1, 2022 - September 30, 2022

Investment #		Maturity Date	Beginning Par Value				Amounts Amortized			
Issuer	Fund	Amort. Date	Current Rate	Purchase Principal	Original Premium or Discount	Ending Book Value	And Unamortized As of 07/01/2022	Amount Amortized This Period	Amt Amortized Through 09/30/2022	Amount Unamortized Through 09/30/2022
Subtotal				650,733.16	733.16	350,341.26	-99.20 633.96	-292.70	-391.90	341.26
Salitrillo Project										
10185	SALI	09/23/2022	1,275,000.00	1,268,828.65	-6,171.35	0.00	3,642.60	2,528.75	6,171.35	0.00
Royal Bank of Canada CP							-2,528.75			
10194	SALI	08/30/2022	2,000,000.00	1,991,945.00	-8,055.00	0.00	5,355.00	2,700.00	8,055.00	0.00
Santander UK CP			0.810				-2,700.00			
10186	SALI	12/15/2022	900,000.00	905,203.13	5,203.13	901,354.98	-2,186.04	-1,662.11	-3,848.15	1,354.98
T Note			1.625				3,017.09			
10187	SALI	01/15/2023	1,100,000.00	1,104,855.47	4,855.47	1,101,613.42	-1,841.73	-1,400.32	-3,242.05	1,613.42
T Note			1.500				3,013.74			
10188	SALI	02/15/2023	750,000.00	756,796.88	6,796.88	752,660.49	-2,349.78	-1,786.61	-4,136.39	2,660.49
T Note			2.000				4,447.10			
10196	SALI	10/15/2022	2,200,000.00	2,208,679.69	8,679.69	2,200,540.07	-4,590.59	-3,549.03	-8,139.62	540.07
T Note			1.375				4,089.10			
10197	SALI	11/15/2022	1,600,000.00	1,608,875.00	8,875.00	1,601,560.06	-4,125.49	-3,189.45	-7,314.94	1,560.06
T Note			1.625				4,749.51			
Subtotal				9,845,183.82	20,183.82	6,557,729.02	-6,096.03 14,087.79	-6,358.77	-12,454.80	7,729.02
Total				85,724,738.98	-1,950,261.02	78,191,620.01	108,424.95 -1,841,836.07	133,456.08	241,881.03	-1,708,379.99

San Antonio River Authority
Projected Cashflow Report
Sorted by Monthly
For the Period October 1, 2022 - April 30, 2023

Patterson & Associates
 901 S. MoPac
 Suite 195
 Austin, TX 78746
 -

Projected Trans. Date	Investment #	Fund	Security ID	Transaction Type	Issuer	Par Value	Original Cost	Principal	Interest	Total
October 2022										
10/01/2022	10164	GEN	59333NN90	Interest	Miami-Dade County FL	0.00	0.00	0.00	9,375.00	9,375.00
10/01/2022	10164	GEN	59333NN90	Call	Miami-Dade County FL	5,000,000.00	4,986,950.00	5,000,000.00	0.00	5,000,000.00
10/05/2022	10168	GEN	3133EMVD1	Interest	FFCB Call Note	0.00	0.00	0.00	8,250.00	8,250.00
10/13/2022	10165	GEN	3133EMCQ3	Interest	FFCB Call Note	0.00	0.00	0.00	14,000.00	14,000.00
10/15/2022	10196	SALI	912828YK0	Maturity	T Note	2,200,000.00	2,208,679.69	2,200,000.00	15,125.00	2,215,125.00
10/22/2022	10207	GEN	3135G03U5	Interest	FNMA Note	0.00	0.00	0.00	15,625.00	15,625.00
10/31/2022	10177	GEN	8923A1KX8	Maturity	Toyota Credit Puerto Rico CP	10,000,000.00	9,938,500.00	10,000,000.00	0.00	10,000,000.00
Total for October 2022						17,200,000.00	17,134,129.69	17,200,000.00	62,375.00	17,262,375.00
November 2022										
11/15/2022	10197	SALI	912828TY6	Maturity	T Note	1,600,000.00	1,608,875.00	1,600,000.00	13,000.00	1,613,000.00
11/15/2022	10198	MARTIV	912828TY6	Maturity	T Note	350,000.00	351,941.41	350,000.00	2,843.75	352,843.75
11/15/2022	10206	GEN	91282CEQ0	Interest	T Note	0.00	0.00	0.00	34,375.00	34,375.00
11/28/2022	10176	GEN	3130ANNS5	Call	FHLB Call Note	5,000,000.00	5,000,000.00	5,000,000.00	0.00	5,000,000.00
Total for November 2022						6,950,000.00	6,960,816.41	6,950,000.00	50,218.75	7,000,218.75
December 2022										
12/15/2022	10186	SALI	912828YW4	Maturity	T Note	900,000.00	905,203.13	900,000.00	7,312.50	907,312.50
12/28/2022	10171	GEN	3130AMT85	Interest	FHLB Call Note	0.00	0.00	0.00	10,000.00	10,000.00
12/28/2022	10171	GEN	3130AMT85	Call	FHLB Call Note	5,000,000.00	5,000,000.00	5,000,000.00	0.00	5,000,000.00
Total for December 2022						5,900,000.00	5,905,203.13	5,900,000.00	17,312.50	5,917,312.50
January 2023										
01/15/2023	10187	SALI	912828Z29	Maturity	T Note	1,100,000.00	1,104,855.47	1,100,000.00	8,250.00	1,108,250.00
01/31/2023	10182	GEN	91282CCP4	Interest	T Note	0.00	0.00	0.00	17,187.50	17,187.50
01/31/2023	10203	GEN	91282CAB7	Interest	T Note	0.00	0.00	0.00	9,375.00	9,375.00
Total for January 2023						1,100,000.00	1,104,855.47	1,100,000.00	34,812.50	1,134,812.50
February 2023										
02/15/2023	10188	SALI	912828UN8	Maturity	T Note	750,000.00	756,796.88	750,000.00	7,500.00	757,500.00
02/15/2023	10205	GEN	91282CDZ1	Interest	T Note	0.00	0.00	0.00	18,750.00	18,750.00
02/28/2023	10176	GEN	3130ANNS5	Interest	FHLB Call Note	0.00	0.00	0.00	12,500.00	12,500.00
02/28/2023	10181	GEN	91282CAJ0	Interest	T Note	0.00	0.00	0.00	6,250.00	6,250.00

San Antonio River Authority
Projected Cashflow Report
For the Period October 1, 2022 - April 30, 2023

Page 2

Projected Trans. Date	Investment #	Fund	Security ID	Transaction Type	Issuer	Par Value	Original Cost	Principal	Interest	Total
February 2023										
02/28/2023	10204	GEN	91282CAJ0	Interest	T Note	0.00	0.00	0.00	6,250.00	6,250.00
Total for February 2023						750,000.00	756,796.88	750,000.00	51,250.00	801,250.00
March 2023										
03/08/2023	10199	GEN	31422XVA7	Interest	FRMAC Call Note	0.00	0.00	0.00	57,500.00	57,500.00
03/08/2023	10199	GEN	31422XVA7	Call	FRMAC Call Note	5,000,000.00	5,000,000.00	5,000,000.00	0.00	5,000,000.00
03/10/2023	10200	GEN	3130AR5U1	Interest	FHLB Call Note	0.00	0.00	0.00	56,375.00	56,375.00
03/10/2023	10200	GEN	3130AR5U1	Call	FHLB Call Note	5,500,000.00	5,500,000.00	5,500,000.00	0.00	5,500,000.00
03/24/2023	10201	GEN	3130ARAM3	Interest	FHLB Call Note	0.00	0.00	0.00	50,250.00	50,250.00
03/24/2023	10201	GEN	3130ARAM3	Call	FHLB Call Note	5,000,000.00	5,000,000.00	5,000,000.00	0.00	5,000,000.00
03/24/2023	10202	GEN	3130ARAL5	Interest	FHLB Call Note	0.00	0.00	0.00	53,750.00	53,750.00
03/24/2023	10202	GEN	3130ARAL5	Call	FHLB Call Note	5,000,000.00	5,000,000.00	5,000,000.00	0.00	5,000,000.00
03/31/2023	10178	GEN	912828W71	Interest	T Note	0.00	0.00	0.00	106,250.00	106,250.00
Total for March 2023						20,500,000.00	20,500,000.00	20,500,000.00	324,125.00	20,824,125.00
April 2023										
04/01/2023	10164	GEN	59333NN90	Maturity	Miami-Dade County FL	5,000,000.00	4,986,950.00	5,000,000.00	9,375.00	5,009,375.00
04/05/2023	10168	GEN	3133EMVD1	Interest	FFCB Call Note	0.00	0.00	0.00	8,250.00	8,250.00
04/13/2023	10165	GEN	3133EMCQ3	Interest	FFCB Call Note	0.00	0.00	0.00	14,000.00	14,000.00
04/22/2023	10207	GEN	3135G03U5	Interest	FNMA Note	0.00	0.00	0.00	15,625.00	15,625.00
Total for April 2023						5,000,000.00	4,986,950.00	5,000,000.00	47,250.00	5,047,250.00
GRAND TOTALS:						57,400,000.00	57,348,751.58	57,400,000.00	587,343.75	57,987,343.75

San Antonio River Authority
Texas Compliance Change in Val Report
Sorted by Fund
July 1, 2022 - September 30, 2022

Patterson & Associates
 901 S. MoPac
 Suite 195
 Austin, TX 78746
 -

Inv #	Issuer	Fund	Purch Date	Interest Accrual	Beginning Book Value				Ending Book Value
Cusip	Par Value	YTM	Mat Date	Interest Received	Beginning Market Value	Purchases/ Additions	Redemptions	Change in Value	Ending Market Value
Fund: General Fund									
10120	FBPFC	GEN	10/01/2017	50.12	19,275,432.18	59,089,955.88	77,025,814.18	-17,935,858.30	1,339,573.88
92313	1,339,573.88	0.010	/ /	50.12	19,275,432.18	59,089,955.88	77,025,814.18	-17,935,858.30	1,339,573.88
10164	MIAMI	GEN	09/30/2020	4,687.50	5,000,000.00	0.00	0.00	0.00	5,000,000.00
59333NN90	5,000,000.00	0.480	04/01/2023	0.00	4,897,150.00	0.00	0.00	9,300.00	4,906,450.00
10165	FFCBC	GEN	10/15/2020	7,000.00	10,000,000.00	0.00	0.00	0.00	10,000,000.00
3133EMCQ3	10,000,000.00	0.317	10/13/2023	0.00	9,661,910.30	0.00	0.00	-97,327.10	9,564,583.20
10168	FFCBC	GEN	04/05/2021	4,125.00	5,000,000.00	0.00	0.00	0.00	5,000,000.00
3133EMVD1	5,000,000.00	0.371	04/05/2024	0.00	4,774,730.65	0.00	0.00	-79,476.50	4,695,254.15
10171	FHLBC	GEN	06/28/2021	5,000.00	5,000,000.00	0.00	0.00	0.00	5,000,000.00
3130AMT85	5,000,000.00	0.400	06/28/2024	0.00	4,772,045.30	0.00	0.00	-118,477.20	4,653,568.10
10176	FHLBC	GEN	08/30/2021	6,250.00	5,000,000.00	0.00	0.00	0.00	5,000,000.00
3130ANNS5	5,000,000.00	0.500	08/28/2024	12,500.00	4,760,023.65	0.00	0.00	-128,888.35	4,631,135.30
10177	TOYCPR	GEN	02/03/2022	0.00	9,972,211.11	0.00	0.00	20,955.56	9,993,166.67
8923A1KX8	10,000,000.00	0.833	10/31/2022	0.00	9,916,120.00	0.00	0.00	57,030.00	9,973,150.00
10178	TNOTE	GEN	02/07/2022	53,418.49	10,152,379.67	0.00	0.00	-21,938.86	10,130,440.81
912828W71	10,000,000.00	1.239	03/31/2024	106,250.00	9,860,160.00	0.00	0.00	-175,780.00	9,684,380.00
10181	TNOTE	GEN	02/28/2022	3,142.45	4,769,786.38	0.00	0.00	18,305.66	4,788,092.04
91282CAJ0	5,000,000.00	1.756	08/31/2025	6,250.00	4,583,400.00	0.00	0.00	-128,125.00	4,455,275.00
10182	TNOTE	GEN	02/28/2022	8,640.20	5,245,163.37	0.00	0.00	15,724.33	5,260,887.70
91282CCP4	5,500,000.00	1.810	07/31/2026	14,528.66	4,994,687.50	0.00	0.00	-182,402.00	4,812,285.50
10193	SANTCP	GEN	03/04/2022	0.00	4,194,330.00	0.00	4,200,000.00	-4,194,330.00	0.00
80285QHW3	0.00	0.000	08/30/2022	0.00	4,185,778.80	0.00	4,200,000.00	-4,185,778.80	0.00

Portfolio SARA

San Antonio River Authority
Texas Compliance Change in Val Report
July 1, 2022 - September 30, 2022

Page 2

Inv #	Issuer	Fund	Purch Date	Interest Accrual	Beginning Book Value				Ending Book Value
Cusip	Par Value	YTM	Mat Date	Interest Received	Beginning Market Value	Purchases/ Additions	Redemptions	Change in Value	Ending Market Value
10199	FAMCAC	GEN	03/08/2022	28,750.00	5,000,000.00	0.00	0.00	0.00	5,000,000.00
31422XVA7	5,000,000.00	2.300	03/08/2027	57,500.00	4,815,452.10	0.00	0.00	-252,179.90	4,563,272.20
10200	FHLBC	GEN	03/10/2022	28,187.50	5,500,000.00	0.00	0.00	0.00	5,500,000.00
3130AR5U1	5,500,000.00	2.050	03/10/2026	56,375.00	5,322,265.19	0.00	0.00	-258,767.02	5,063,498.17
10201	FHLBC	GEN	03/24/2022	25,125.00	5,000,000.00	0.00	0.00	0.00	5,000,000.00
3130ARAM3	5,000,000.00	2.010	03/24/2026	50,250.00	4,830,889.45	0.00	0.00	-237,227.00	4,593,662.45
10202	FHLBC	GEN	03/24/2022	26,875.00	5,000,000.00	0.00	0.00	0.00	5,000,000.00
3130ARAL5	5,000,000.00	2.150	03/24/2027	53,750.00	4,769,053.65	0.00	0.00	-245,511.35	4,523,542.30
10203	TNOTE	GEN	05/10/2022	4,712.84	6,912,483.75	0.00	0.00	48,003.10	6,960,486.85
91282CAB7	7,500,000.00	2.930	07/31/2025	4,247.24	6,893,850.00	0.00	0.00	-188,085.00	6,705,765.00
10204	TNOTE	GEN	06/29/2022	3,142.45	4,552,336.34	0.00	0.00	35,596.41	4,587,932.75
91282CAJ0	5,000,000.00	3.249	08/31/2025	2,139.95	4,583,400.00	0.00	0.00	-128,125.00	4,455,275.00
10205	TNOTE	GEN	07/06/2022	8,933.05	0.00	2,413,281.25	0.00	2,421,181.28	2,421,181.28
91282CDZ1	2,500,000.00	2.888	02/15/2025	4,143.65	0.00	2,413,281.25	0.00	2,343,750.00	2,343,750.00
10206	TNOTE	GEN	07/06/2022	16,253.40	0.00	2,490,820.31	0.00	2,491,585.28	2,491,585.28
91282CEQ0	2,500,000.00	2.884	05/15/2025	0.00	0.00	2,490,820.31	0.00	2,406,152.50	2,406,152.50
10207	FNMA	GEN	09/07/2022	2,083.33	0.00	4,640,650.00	0.00	4,649,776.35	4,649,776.35
3135G03U5	5,000,000.00	3.514	04/22/2025	0.00	0.00	4,640,650.00	0.00	4,557,029.40	4,557,029.40
Sub Totals For: Fund: General Fund				236,376.33	115,574,122.80	68,634,707.44	81,225,814.18	-12,450,999.19	103,123,123.61
				367,984.62	112,896,348.77	68,634,707.44	81,225,814.18	-14,968,746.62	97,927,602.15
Fund: Martinez IV Project									
10195	SANTCP	MARTIV	03/04/2022	0.00	299,595.00	0.00	300,000.00	-299,595.00	0.00
80285QHW3	0.00	0.000	08/30/2022	0.00	298,984.20	0.00	300,000.00	-298,984.20	0.00
10198	TNOTE	MARTIV	03/04/2022	1,421.88	351,038.96	0.00	0.00	-697.70	350,341.26
912828TY6	350,000.00	0.826	11/15/2022	0.00	349,125.00	0.00	0.00	251.30	349,376.30

Portfolio SARA

San Antonio River Authority
Texas Compliance Change in Val Report
July 1, 2022 - September 30, 2022

Page 3

Inv #	Issuer	Fund	Purch Date	Interest Accrual	Beginning Book Value				Ending Book Value
Cusip	Par Value	YTM	Mat Date	Interest Received	Beginning Market Value	Purchases/ Additions	Redemptions	Change in Value	Ending Market Value
Sub Totals For: Fund: Martinez IV Project				1,421.88	650,633.96	0.00	300,000.00	-300,292.70	350,341.26
				0.00	648,109.20	0.00	300,000.00	-298,732.90	349,376.30
Fund: Pooled Fund									
10104	TXPOOL	POOL	05/03/2017	56,913.82	13,071,152.17	27,864,202.37	28,000,000.00	-135,797.63	12,935,354.54
44979502	12,935,354.54	2.412	/ /	56,913.82	13,071,152.17	27,864,202.37	28,000,000.00	-135,797.63	12,935,354.54
10105	TXPRIM	POOL	05/17/2017	82,987.15	13,055,963.43	5,082,987.15	0.00	5,082,987.15	18,138,950.58
59079502	18,138,950.58	2.613	/ /	82,987.15	13,055,963.43	5,082,987.15	0.00	5,082,987.15	18,138,950.58
Sub Totals For: Fund: Pooled Fund				139,900.97	26,127,115.60	32,947,189.52	28,000,000.00	4,947,189.52	31,074,305.12
				139,900.97	26,127,115.60	32,947,189.52	28,000,000.00	4,947,189.52	31,074,305.12
Fund: Salitrillo Project									
10185	RBCCP	SALI	03/02/2022	0.00	1,272,471.25	0.00	1,275,000.00	-1,272,471.25	0.00
78013WJP6	0.00	0.000	09/23/2022	0.00	1,268,044.88	0.00	1,275,000.00	-1,268,044.88	0.00
10186	TNOTE	SALI	03/02/2022	3,676.23	903,017.09	0.00	0.00	-1,662.11	901,354.98
912828YW4	900,000.00	0.887	12/15/2022	0.00	896,800.50	0.00	0.00	493.20	897,293.70
10187	TNOTE	SALI	03/02/2022	4,135.40	1,103,013.74	0.00	0.00	-1,400.32	1,101,613.42
912828Z29	1,100,000.00	0.990	01/15/2023	6,153.31	1,093,898.30	0.00	0.00	-19.80	1,093,878.50
10188	TNOTE	SALI	03/02/2022	3,780.40	754,447.10	0.00	0.00	-1,786.61	752,660.49
912828UN8	750,000.00	1.047	02/15/2023	6,878.45	746,953.50	0.00	0.00	-1,670.25	745,283.25
10194	SANTCP	SALI	03/04/2022	0.00	1,997,300.00	0.00	2,000,000.00	-1,997,300.00	0.00
80285QHW3	0.00	0.000	08/30/2022	0.00	1,993,228.00	0.00	2,000,000.00	-1,993,228.00	0.00
10196	TNOTE	SALI	03/04/2022	7,603.83	2,204,089.10	0.00	0.00	-3,549.03	2,200,540.07
912828YK0	2,200,000.00	0.730	10/15/2022	0.00	2,195,540.60	0.00	0.00	3,493.60	2,199,034.20
10197	TNOTE	SALI	03/04/2022	6,500.00	1,604,749.51	0.00	0.00	-3,189.45	1,601,560.06
912828TY6	1,600,000.00	0.826	11/15/2022	0.00	1,596,000.00	0.00	0.00	1,148.80	1,597,148.80
Sub Totals For: Fund: Salitrillo Project				25,695.86	9,839,087.79	0.00	3,275,000.00	-3,281,358.77	6,557,729.02
				13,031.76	9,790,465.78	0.00	3,275,000.00	-3,257,827.33	6,532,638.45

Portfolio SARA

San Antonio River Authority
Texas Compliance Change in Val Report
July 1, 2022 - September 30, 2022

Page 4

Inv #	Issuer	Fund	Purch Date	Interest Accrual	Beginning Book Value				Ending Book Value
Cusip	Par Value	YTM	Mat Date	Interest Received	Beginning Market Value	Purchases/ Additions	Redemptions	Change in Value	Ending Market Value
Report Grand Totals:				403,395.04	152,190,960.15	101,581,896.96	112,800,814.18	-11,085,461.14	141,105,499.01
				520,917.35	149,462,039.35	101,581,896.96	112,800,814.18	-13,578,117.33	135,883,922.02

Meeder Public Funds, Inc., is a registered investment adviser with the Securities and Exchange Commission (SEC) under the Investment Advisers Act of 1940. Registration with the SEC does not imply a certain level of skill or training. The opinions expressed in this presentation are those of Meeder Public Funds, Inc. The material presented has been derived from sources considered to be reliable, but the accuracy and completeness cannot be guaranteed.

Meeder provides monthly statements for its investment management clients to provide information about the investment portfolio. The information should not be used for audit or confirmation purposes. Please review your custodial statements and report any inaccuracies or discrepancies.

Certain information and data have been supplied by unaffiliated third parties. Although Meeder believes the information is reliable, it cannot warrant the accuracy of information offered by third parties. Market value may reflect prices received from pricing vendors when current market quotations are not available. Prices may not reflect firm bids or offers and may differ from the value at which the security can be sold.

Statements may include positions from unmanaged accounts provided for reporting purposes. Unmanaged accounts are managed directly by the client and are not included in the accounts managed by the investment adviser. This information is provided as a client convenience and the investment adviser assumes no responsibility for performance of these accounts or the accuracy of the data reported.

Investing involves risk. Past performance is no guarantee of future results. Debt and fixed income securities are subject to credit and interest rate risk. The investment return and principal value of an investment will fluctuate so that an investors shares, when redeemed, may be worth more or less than their original cost. Current performance may be lower or higher than the performance data quoted.

Investment advisory services are provided through Meeder Public Funds, Inc. Please contact us if you would like to receive a copy of our current ADV disclosure brochure or privacy policy.

**Meeder Public Funds
Patterson Group**

Barton Oaks Plaza II
901 S. MoPac Expy
Suite 195
Austin, Texas
78746

800.817.2442