



QUARTERLY INVESTMENT REPORT

San Antonio River Authority

JUNE 30, 2022



MEEDER

PUBLIC FUNDS
PATTERSON GROUP

The Fight Against Inflation

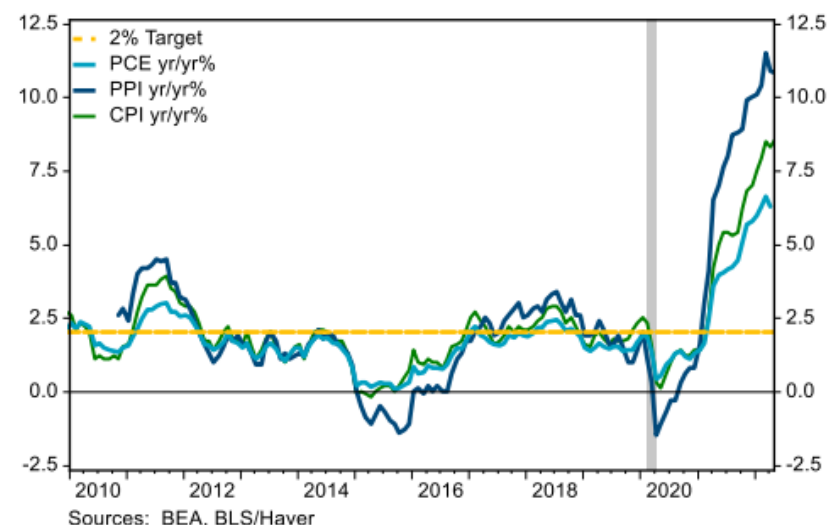
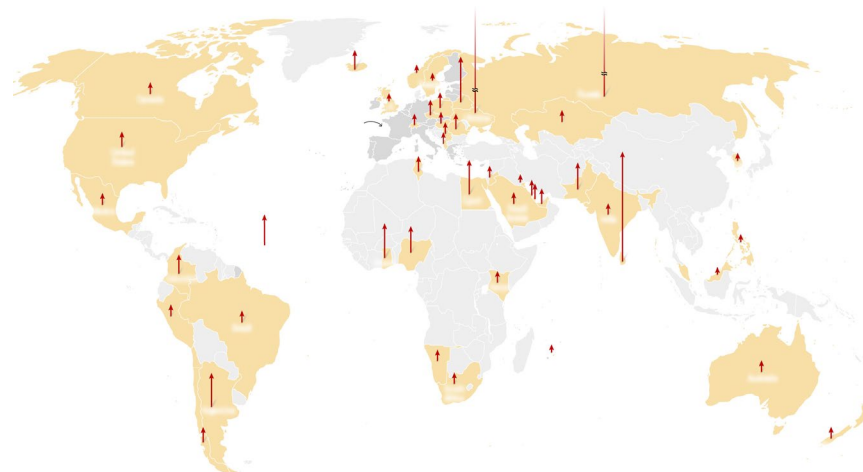
This month inflation is too hot and the Fed is actively fighting it. Current inflation is heavily “*supply-side*” driven which we have not seen since post WWII as the world recovered from a militarily focused economy. The confluence of too much money in the hands of consumers and a tangled supply chain continues to drive inflation. Higher rates can slow the consumer but the recovery timeline for the world-wide supply chains and its impact on business remains in question.

The government stimulus initiatives, while no doubt enacted with the best intentions, have exacerbated the inflationary pressures now crushing the American consumer. While other countries are also fighting inflation the US is fueled additionally by unprecedented stimulus funds which put so much money in the system. The economy has jumped from \$21.7T before the pandemic to \$24.4T – up 13%. Long-term, plowing money into the system doesn’t create growth, it causes inflation.

Inflation is easily seen at the pumps and the grocery store. Factors driving it are heightened by the Ukraine situation halting grain and energy flows, covid business shut-downs and the re-routing of shipping in China and Europe as well as our inability to re-start traditional energy sources/production.

Raising the short and long end bond rates will be effective but as central banks fight with massive rate increases, the markets have jumped ahead in their expectation of a recession. Now projections of recession abound.

45+ Central Banks are raising rates in the fight against inflation



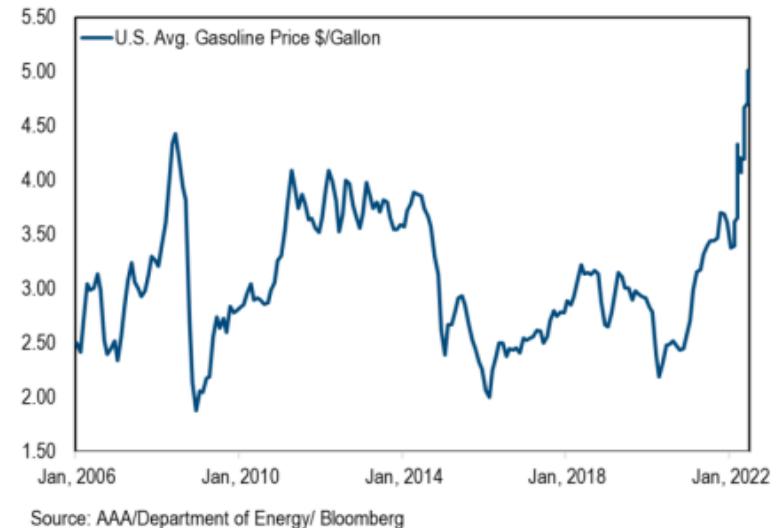
Growth Headwinds

The US economy is driven by the consumers who make up 2/3 of GDP. Growth is fragile partially because of the consumer's current challenges. Uncertainty causes cracks in the economy and fear of the future which then creates consumer caution. Ultimately production of goods slows and inventories build up unsold. There is still plenty of spending however as we see consumer spending up 9.2% even while personal income has risen only 2.6%.

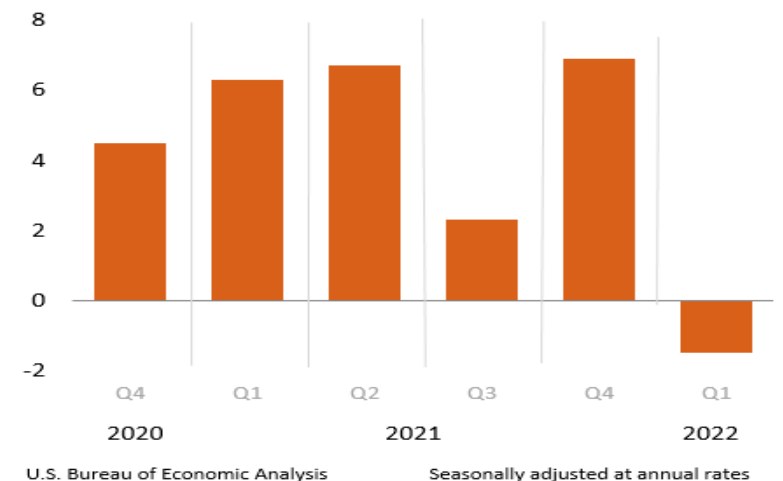
At some point the consumer will stop buying or shift their spending, sometimes out of necessity. Energy costs have risen 80% already in 2022 and with summer driving and then winter warming needs oil is expected to end the year over \$100/barrel.

Business must eventually pass on costs. A recent National Association of Business Economics survey found 45% of firms are passing on their production costs and 71% anticipate costs to increase. At some point the consumer will slow because the excess funds dry up and savings are depleted. As we've seen in the past businesses fail from lack of customers or lack of workers to serve those customers. This month's Chicago Fed National Activity index dropped from 0.4 to 0.01, a five-month low.

The ability to hire workers remains a real problem for business and therefore growth. There are currently two job openings for every unemployed person. To attract workers 70% of firms increased wages in the first quarter. Businesses cannot afford to keep raising wages as workers expect but many entities are initiating one-time bonuses or COLAs to help workers battle the high prices. Naturally, that brings us back to the impact of increased funds in the system increasing inflation. It will take time to work out all these factors.



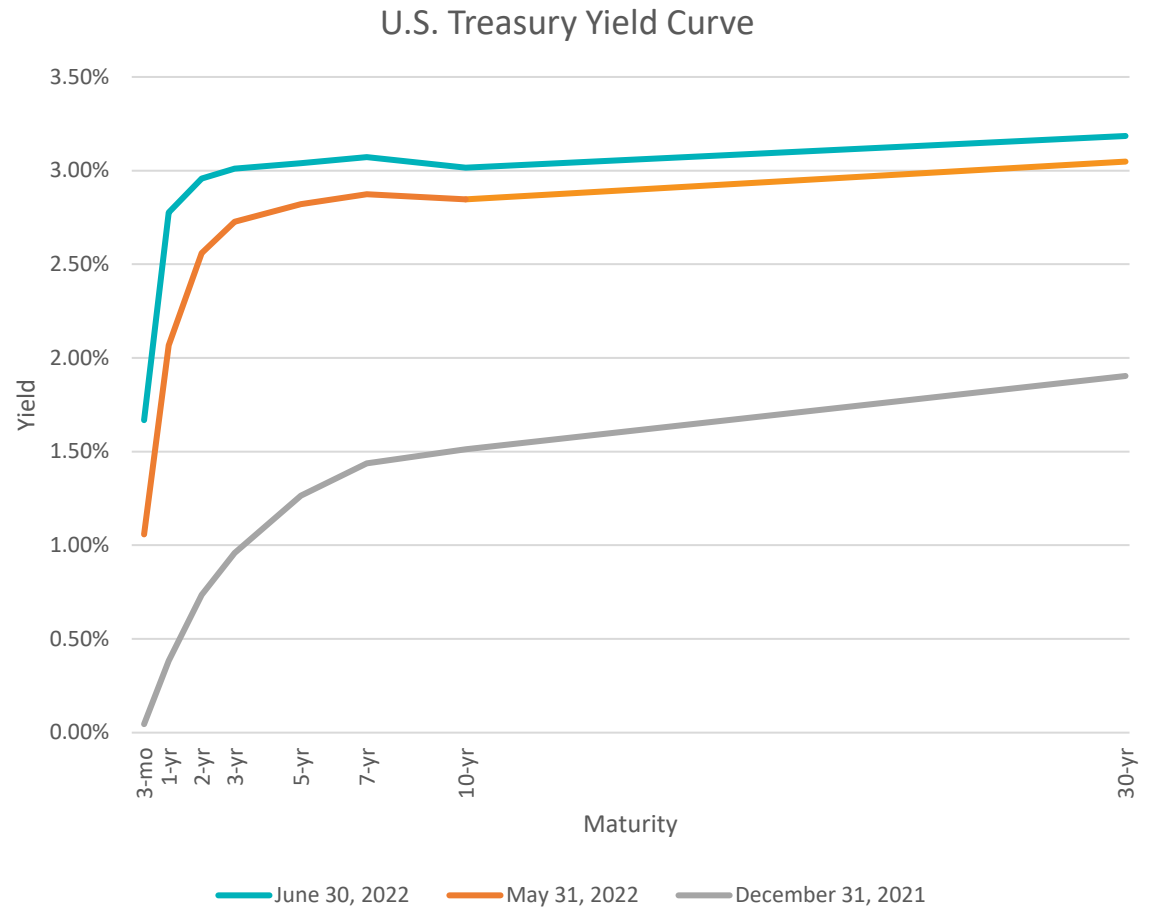
Real GDP: Percent change from preceding quarter



Built in Rate Increases

The Fed raised the overnight rate in June 0.75%. The move was directed at slowing inflation.

The Fed has conceded that raising rates will slow growth. It also reduces access to financing for those that need it, possibly putting at risk the prospect for a *soft landing*.



San Antonio River Authority

Quarterly Investment Report

April – June 2022


Portfolio Summary Management Report

This quarterly report is prepared in compliance with the Investment Policy and Strategy of the Authority and the Public Funds Investment Act (Chapter 2256, Texas Government Code).

<u>Portfolio as of March 31, 2022</u>		<u>Portfolio as of June 30, 2022</u>	
Beginning Book Value	\$ 162,226,515	Ending Book Value	\$ 152,190,960
Beginning Market Value	\$ 160,329,055	Ending Market Value	\$ 149,462,039
Unrealized Gain/Loss	\$ (1,897,460)	Investment Income for the period	\$ 389,646
WAM at Beginning Period Date ¹	496 days	Unrealized Gain/Loss	\$ (2,728,921)
		Change in Unrealized Gain/Loss	\$ (831,461)
		WAM at Ending Period Date ¹	552 days
		Change in Market Value ²	\$ (10,867,016)
Average Yield to Maturity for the period		1.023%	
Average Yield 1 Year Treasury for period		2.200%	
Average Yield 2 Year Treasury for period		2.720%	

Authorized by:


Rick Trefzer, CMA, Deputy General Manager
San Antonio River Authority


Linda Patterson, President
Patterson & Associates

¹ **WAM**, represents weighted average maturity.

² **Change in Market Value** is required data, but will primarily reflect the receipt and expenditure of the Authority's funds from quarter to quarter.

Your Portfolio

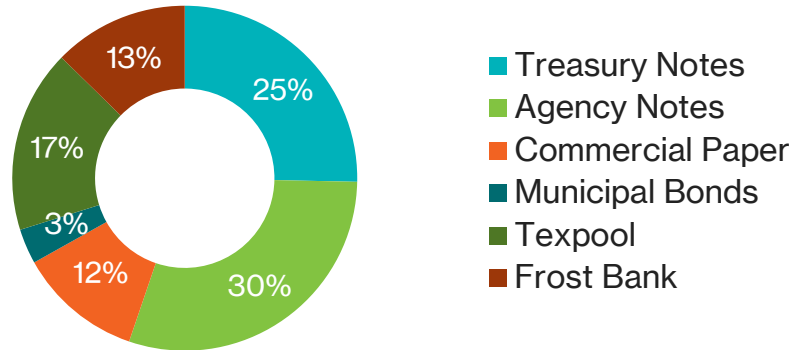
As of June 30, 2022

Your Portfolio Statistics

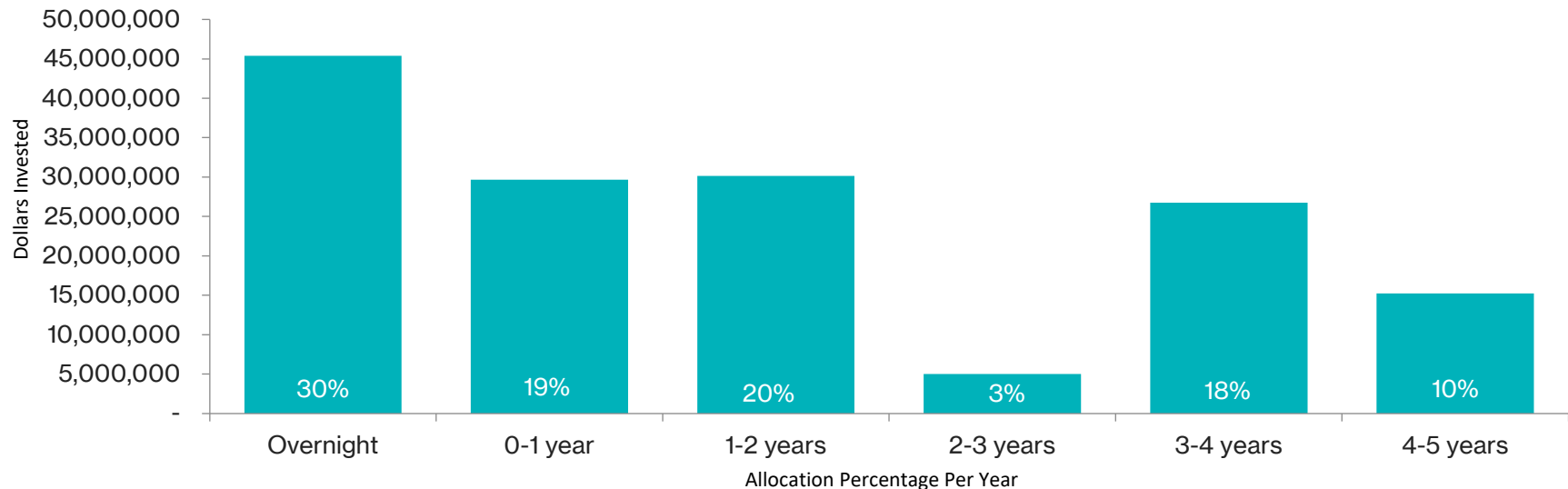
Weighted Average Maturity 1.51 years

Weighted Average Yield (All Funds) 1.122%

Your Asset Allocation



Your Maturity Distribution



San Antonio River Authority
Portfolio Management
Portfolio Summary
June 30, 2022

Patterson & Associates
 901 S. MoPac
 Suite 195
 Austin, TX 78746
 -

Investments	Par Value	Market Value	Book Value	% of Portfolio	Term	Days to Maturity	YTM 365 Equiv.
Commercial Paper Disc. -Amortizing	17,775,000.00	17,662,155.88	17,735,907.36	11.65	232	97	0.840
Federal Agency Coupon Securities	45,500,000.00	43,706,370.29	45,500,000.00	29.90	1,340	1,031	1.167
Treasury Coupon Securities	39,900,000.00	37,793,815.40	38,552,505.01	25.33	981	880	1.852
Municipal Bonds	5,000,000.00	4,897,150.00	5,000,000.00	3.29	913	274	0.480
Texpool/Texpool Prime	26,127,115.60	26,127,115.60	26,127,115.60	17.17	1	1	1.102
Frost Bank	19,275,432.18	19,275,432.18	19,275,432.18	12.67	1	1	0.010
	153,577,547.78	149,462,039.35	152,190,960.15	100.00%	706	552	1.122
Investments							
Cash and Accrued Interest							
Accrued Interest at Purchase		14,614.89	14,614.89				
Subtotal		14,614.89	14,614.89				
Total Cash and Investments	153,577,547.78	149,476,654.24	152,205,575.04		706	552	1.122

Total Earnings	June 30 Month Ending	Fiscal Year To Date	Fiscal Year Ending
Current Year	149,376.35	372,516.26	372,516.26

The following reports are submitted in accordance with the Public Funds Investment Act (Texas Gov't Code 2256). The reports also offer supplemental information not required by the Act in order to fully inform the governing body of the San Antonio River Authority of the position and activity within the Authority's portfolio of investment. The reports include a management summary overview, a detailed inventory report for the end of the period, a transaction report, as well as graphic representations of the portfolio to provide full disclosure to the governing body.

 Jennifer Crocker, Senior Manager of Finance

San Antonio River Authority
Summary by Type
June 30, 2022
Grouped by Fund

Patterson & Associates
 901 S. MoPac
 Suite 195
 Austin, TX 78746
 -

Security Type	Number of Investments	Par Value	Book Value	% of Portfolio	Average YTM 365	Average Days to Maturity
Fund: General Fund						
Frost Bank	1	19,275,432.18	19,275,432.18	12.67	0.010	1
Federal Agency Coupon Securities	8	45,500,000.00	45,500,000.00	29.90	1.167	1,031
Municipal Bonds	1	5,000,000.00	5,000,000.00	3.29	0.480	274
Treasury Coupon Securities	5	33,000,000.00	31,632,149.51	20.78	2.071	1,039
Commercial Paper Disc. -Amortizing	2	14,200,000.00	14,166,541.11	9.31	0.839	104
Subtotal	17	116,975,432.18	115,574,122.80	75.95	1.152	715
Fund: Martinez IV Project						
Commercial Paper Disc. -Amortizing	1	300,000.00	299,595.00	0.20	0.825	60
Treasury Coupon Securities	1	350,000.00	351,038.96	0.23	0.827	137
Subtotal	2	650,000.00	650,633.96	0.43	0.826	102
Fund: Pooled Fund						
Texpool/Texpool Prime	2	26,127,115.60	26,127,115.60	17.17	1.102	1
Subtotal	2	26,127,115.60	26,127,115.60	17.17	1.102	1
Fund: Salitrillo Project						
Commercial Paper Disc. -Amortizing	2	3,275,000.00	3,269,771.25	2.15	0.848	69
Treasury Coupon Securities	5	6,550,000.00	6,569,316.54	4.32	0.856	152
Subtotal	7	9,825,000.00	9,839,087.79	6.47	0.853	124
Total and Average	28	153,577,547.78	152,190,960.15	100.00	1.122	552



**San Antonio River Authority
Fund GEN - General Fund
Investments by Fund
June 30, 2022**

Patterson & Associates
901 S. MoPac
Suite 195
Austin, TX 78746
-

CUSIP	Investment #	Issuer	Purchase Date	Book Value	Par Value	Market Value	Current Rate	YTM 360	YTM 365	Maturity Date	Days To Maturity
Commercial Paper Disc. -Amortizing											
80285QHW3	10193	Santander UK CP	03/04/2022	4,194,330.00	4,200,000.00	4,185,778.80		0.813	0.824	08/30/2022	60
8923A1KX8	10177	Toyota Credit Puerto Rico CP	02/03/2022	9,972,211.11	10,000,000.00	9,916,120.00		0.833	0.844	10/31/2022	122
Subtotal and Average				14,166,541.11	14,200,000.00	14,101,898.80		0.827	0.839		103
Federal Agency Coupon Securities											
31422XVA7	10199	FRMAC Call Note	03/08/2022	5,000,000.00	5,000,000.00	4,815,452.10	2.300	2.268	2.300	03/08/2027	1,711
3133EMCQ3	10165	FFCB Call Note	10/15/2020	10,000,000.00	10,000,000.00	9,661,910.30	0.280	0.313	0.317	10/13/2023	469
3133EMVD1	10168	FFCB Call Note	04/05/2021	5,000,000.00	5,000,000.00	4,774,730.65	0.330	0.366	0.371	04/05/2024	644
3130AMT85	10171	FHLB Call Note	06/28/2021	5,000,000.00	5,000,000.00	4,772,045.30	0.400	0.394	0.400	06/28/2024	728
3130ANNS5	10176	FHLB Call Note	08/30/2021	5,000,000.00	5,000,000.00	4,760,023.65	0.500	0.493	0.500	08/28/2024	789
3130AR5U1	10200	FHLB Call Note	03/10/2022	5,500,000.00	5,500,000.00	5,322,265.19	2.050	2.021	2.050	03/10/2026	1,348
3130ARAM3	10201	FHLB Call Note	03/24/2022	5,000,000.00	5,000,000.00	4,830,889.45	2.010	1.982	2.010	03/24/2026	1,362
3130ARAL5	10202	FHLB Call Note	03/24/2022	5,000,000.00	5,000,000.00	4,769,053.65	2.150	2.120	2.150	03/24/2027	1,727
Subtotal and Average				45,500,000.00	45,500,000.00	43,706,370.29		1.151	1.167		1,030
Treasury Coupon Securities											
912828W71	10178	T Note	02/07/2022	10,152,379.67	10,000,000.00	9,860,160.00	2.125	1.222	1.239	03/31/2024	639
91282CAJ0	10181	T Note	02/28/2022	4,769,786.38	5,000,000.00	4,583,400.00	0.250	1.732	1.756	08/31/2025	1,157
91282CCP4	10182	T Note	02/28/2022	5,245,163.37	5,500,000.00	4,994,687.50	0.625	1.785	1.810	07/31/2026	1,491
91282CAB7	10203	T Note	05/10/2022	6,912,483.75	7,500,000.00	6,893,850.00	0.250	2.890	2.930	07/31/2025	1,126
91282CAJ0	10204	T Note	06/29/2022	4,552,336.34	5,000,000.00	4,583,400.00	0.250	3.204	3.249	08/31/2025	1,157
Subtotal and Average				31,632,149.51	33,000,000.00	30,915,497.50		2.042	2.071		1,039
Municipal Bonds											
59333NN90	10164	Miami-Dade County FL	09/30/2020	5,000,000.00	5,000,000.00	4,897,150.00	0.375	0.473	0.480	04/01/2023	274
Subtotal and Average				5,000,000.00	5,000,000.00	4,897,150.00		0.473	0.480		274
Frost Bank											
92313	10120	Frost Bk Public Fund Checking	10/01/2017	19,275,432.18	19,275,432.18	19,275,432.18	0.010	0.009	0.010		1
Subtotal and Average				19,275,432.18	19,275,432.18	19,275,432.18		0.010	0.010		1

**Fund GEN - General Fund
Investments by Fund
June 30, 2022**

CUSIP	Investment #	Issuer	Purchase Date	Book Value	Par Value	Market Value	Current Rate	YTM 360	YTM 365	Maturity Days To Date Maturity
Total Investments and Average				115,574,122.80	116,975,432.18	112,896,348.77		1.136	1.152	715

Fund MARTIV - Martinez IV Project
Investments by Fund
June 30, 2022

Page 3

CUSIP	Investment #	Issuer	Purchase Date	Book Value	Par Value	Market Value	Current Rate	YTM 360	YTM 365	Maturity Days To Date Maturity
Commercial Paper Disc. -Amortizing										
80285QHW3	10195	Santander UK CP	03/04/2022	299,595.00	300,000.00	298,984.20	0.810	0.813	0.824	08/30/2022 60
Subtotal and Average				299,595.00	300,000.00	298,984.20		0.813	0.825	60
Treasury Coupon Securities										
912828TY6	10198	T Note	03/04/2022	351,038.96	350,000.00	349,125.00	1.625	0.815	0.826	11/15/2022 137
Subtotal and Average				351,038.96	350,000.00	349,125.00		0.815	0.827	137
Total Investments and Average				650,633.96	650,000.00	648,109.20		0.814	0.826	101

**Fund POOL - Pooled Fund
Investments by Fund
June 30, 2022**

Page 4

CUSIP	Investment #	Issuer	Purchase Date	Book Value	Par Value	Market Value	Current Rate	YTM 360	YTM 365	Maturity Days To Date Maturity
Texpool/Texpool Prime										
44979502	10104	Texpool	05/03/2017	13,071,152.17	13,071,152.17	13,071,152.17	1.001	0.987	1.001	1
59079502	10105	Texpool Prime	05/17/2017	13,055,963.43	13,055,963.43	13,055,963.43	1.203	1.186	1.203	1
Subtotal and Average				26,127,115.60	26,127,115.60	26,127,115.60		1.087	1.102	1
Total Investments and Average				26,127,115.60	26,127,115.60	26,127,115.60		1.087	1.102	1

Fund SALI - Salitrillo Project
Investments by Fund
June 30, 2022

Page 5

CUSIP	Investment #	Issuer	Purchase Date	Book Value	Par Value	Market Value	Current Rate	YTM 360	YTM 365	Maturity Date	Days To Maturity
Commercial Paper Disc. -Amortizing											
78013WJP6	10185	Royal Bank of Canada CP	03/02/2022	1,272,471.25	1,275,000.00	1,268,044.88		0.871	0.883	09/23/2022	84
80285QHW3	10194	Santander UK CP	03/04/2022	1,997,300.00	2,000,000.00	1,993,228.00	0.810	0.813	0.824	08/30/2022	60
Subtotal and Average				3,269,771.25	3,275,000.00	3,261,272.88		0.836	0.848		69
Treasury Coupon Securities											
912828YW4	10186	T Note	03/02/2022	903,017.09	900,000.00	896,800.50	1.625	0.874	0.887	12/15/2022	167
912828Z29	10187	T Note	03/02/2022	1,103,013.74	1,100,000.00	1,093,898.30	1.500	0.976	0.990	01/15/2023	198
912828UN8	10188	T Note	03/02/2022	754,447.10	750,000.00	746,953.50	2.000	1.032	1.047	02/15/2023	229
912828YK0	10196	T Note	03/04/2022	2,204,089.10	2,200,000.00	2,195,540.60	1.375	0.720	0.730	10/15/2022	106
912828TY6	10197	T Note	03/04/2022	1,604,749.51	1,600,000.00	1,596,000.00	1.625	0.815	0.826	11/15/2022	137
Subtotal and Average				6,569,316.54	6,550,000.00	6,529,192.90		0.844	0.856		151
Total Investments and Average				9,839,087.79	9,825,000.00	9,790,465.78		0.841	0.853		124

San Antonio River Authority
Cash Reconciliation Report
For the Period April 1, 2022 - June 30, 2022
Grouped by Fund

Patterson & Associates
901 S. MoPac
Suite 195
Austin, TX 78746
-

Trans. Date	Investment #	Fund	Trans. Type	Security ID	Par Value	Security Description	Maturity Date	Purchases	Interest	Redemptions	Cash
General Fund											
04/01/2022	10164	GEN	Interest	59333NN90	5,000,000.00	MIAMI 5.0M 0.38% Mat. 04/01/2023	04/01/2023	0.00	9,375.00	0.00	9,375.00
04/05/2022	10168	GEN	Interest	3133EMVD1	5,000,000.00	FFCBC 5.0M 0.33% Mat. 04/05/2024	04/05/2024	0.00	8,250.00	0.00	8,250.00
04/13/2022	10165	GEN	Interest	3133EMCQ3	10,000,000.00	FFCBC 10.0M 0.28% Mat.	10/13/2023	0.00	14,000.00	0.00	14,000.00
04/29/2022	10173	GEN	Maturity	78009BDV1	7,500,000.00	RBCCP 7.5M 0.00% Mat. 04/29/2022	04/29/2022	0.00	0.00	7,500,000.00	7,500,000.00
05/10/2022	10203	GEN	Purchase	91282CAB7	7,500,000.00	TNOTE 7.5M 0.25% Mat. 07/31/2025	07/31/2025	-6,885,351.56	-5,127.76	0.00	-6,890,479.32
06/28/2022	10171	GEN	Interest	3130AMT85	5,000,000.00	FHLBC 5.0M 0.40% Mat. 06/28/2024	06/28/2024	0.00	10,000.00	0.00	10,000.00
06/29/2022	10204	GEN	Purchase	91282CAJ0	5,000,000.00	TNOTE 5.0M 0.25% Mat. 08/31/2025	08/31/2025	-4,551,562.50	-4,110.05	0.00	-4,555,672.55
Subtotal								-11,436,914.06	32,387.19	7,500,000.00	-3,904,526.87
Martinez IV Project											
04/07/2022	10180	MARTIV	Maturity	06366HD79	1,400,000.00	BKMONT 1.4M 0.30% Mat.	04/07/2022	0.00	0.00	1,400,000.00	1,400,000.00
05/15/2022	10198	MARTIV	Interest	912828TY6	350,000.00	TNOTE 0.4M 1.63% Mat. 11/15/2022	11/15/2022	0.00	2,843.75	0.00	2,843.75
05/25/2022	10184	MARTIV	Maturity	90328BER8	1,500,000.00	USAACP 1.5M 0.42% Mat.	05/25/2022	0.00	0.00	1,500,000.00	1,500,000.00
06/03/2022	10190	MARTIV	Maturity	19423KF33	500,000.00	COLFLX 0.5M 0.65% Mat.	06/03/2022	0.00	0.00	500,000.00	500,000.00
06/30/2022	10192	MARTIV	Maturity	19424JFW1	425,000.00	COLCPV 0.4M 0.80% Mat.	06/30/2022	0.00	0.00	425,000.00	425,000.00
Subtotal								0.00	2,843.75	3,825,000.00	3,827,843.75
Salitrillo Project											
04/07/2022	10179	SALI	Maturity	06366HD79	2,300,000.00	BKMONT 2.3M 0.30% Mat.	04/07/2022	0.00	0.00	2,300,000.00	2,300,000.00
04/15/2022	10196	SALI	Interest	912828YK0	2,200,000.00	TNOTE 2.2M 1.38% Mat. 10/15/2022	10/15/2022	0.00	15,125.00	0.00	15,125.00
05/15/2022	10197	SALI	Interest	912828TY6	1,600,000.00	TNOTE 1.6M 1.63% Mat. 11/15/2022	11/15/2022	0.00	13,000.00	0.00	13,000.00
05/25/2022	10183	SALI	Maturity	90328BER8	2,400,000.00	USAACP 2.4M 0.00% Mat.	05/25/2022	0.00	0.00	2,400,000.00	2,400,000.00
06/03/2022	10189	SALI	Maturity	19423KF33	2,750,000.00	COLFLX 2.8M 0.00% Mat.	06/03/2022	0.00	0.00	2,750,000.00	2,750,000.00
06/15/2022	10186	SALI	Interest	912828YW4	900,000.00	TNOTE 0.9M 1.63% Mat. 12/15/2022	12/15/2022	0.00	7,312.50	0.00	7,312.50
06/30/2022	10191	SALI	Maturity	19424JFW1	2,225,000.00	COLCPV 2.2M 0.00% Mat.	06/30/2022	0.00	0.00	2,225,000.00	2,225,000.00
Subtotal								0.00	35,437.50	9,675,000.00	9,710,437.50
Total								-11,436,914.06	70,668.44	21,000,000.00	9,633,754.38



San Antonio River Authority
Purchases Report
Sorted by Fund - Fund
April 1, 2022 - June 30, 2022

Patterson & Associates
901 S. MoPac
Suite 195
Austin, TX 78746
-

CUSIP	Investment #	Fund	Sec. Type	Issuer	Original Par Value	Purchase Date	Payment Periods	Principal Purchased	Accrued Interest at Purchase	Rate at Purchase	Maturity Date	YTM	Ending Book Value
General Fund													
91282CAB7	10203	GEN	TRC	TNOTE	7,500,000.00	05/10/2022	07/31 - 01/31	6,885,351.56	5,127.76	0.250	07/31/2025	2.930	6,912,483.75
91282CAJ0	10204	GEN	TRC	TNOTE	5,000,000.00	06/29/2022	08/31 - 02/28	4,551,562.50	4,110.05	0.250	08/31/2025	3.249	4,552,336.34
Subtotal					12,500,000.00			11,436,914.06	9,237.81				11,464,820.09
Total Purchases					12,500,000.00			11,436,914.06	9,237.81				11,464,820.09



San Antonio River Authority
Maturity Report
Sorted by Maturity Date
Receipts during April 1, 2022 - June 30, 2022

Patterson & Associates
901 S. MoPac
Suite 195
Austin, TX 78746
-

CUSIP	Investment #	Fund	Sec. Type	Issuer	Par Value	Maturity Date	Purchase Date	Rate at Maturity	Book Value at Maturity	Interest	Maturity Proceeds	Net Income
06366HD79	10179	SALI	ACP	BKMONT	2,300,000.00	04/07/2022	02/28/2022	0.300	2,300,000.00	0.00	2,300,000.00	0.00
06366HD79	10180	MARTIV	ACP	BKMONT	1,400,000.00	04/07/2022	02/28/2022	0.300	1,400,000.00	0.00	1,400,000.00	0.00
78009BDV1	10173	GEN	ACP	RBCCP	7,500,000.00	04/29/2022	08/05/2021		7,500,000.00	0.00	7,500,000.00	0.00
90328BER8	10183	SALI	ACP	USAACP	2,400,000.00	05/25/2022	03/01/2022		2,400,000.00	0.00	2,400,000.00	0.00
90328BER8	10184	MARTIV	ACP	USAACP	1,500,000.00	05/25/2022	03/01/2022	0.420	1,500,000.00	0.00	1,500,000.00	0.00
19423KF33	10189	SALI	ACP	COLFLX	2,750,000.00	06/03/2022	03/03/2022		2,750,000.00	0.00	2,750,000.00	0.00
19423KF33	10190	MARTIV	ACP	COLFLX	500,000.00	06/03/2022	03/03/2022	0.650	500,000.00	0.00	500,000.00	0.00
19424JFW1	10191	SALI	ACP	COLCPV	2,225,000.00	06/30/2022	03/04/2022		2,225,000.00	0.00	2,225,000.00	0.00
19424JFW1	10192	MARTIV	ACP	COLCPV	425,000.00	06/30/2022	03/04/2022	0.800	425,000.00	0.00	425,000.00	0.00
Total Maturities					21,000,000.00				21,000,000.00	0.00	21,000,000.00	0.00

San Antonio River Authority
Interest Earnings
Sorted by Fund - Fund
April 1, 2022 - June 30, 2022
Yield on Average Book Value

Patterson & Associates
 901 S. MoPac
 Suite 195
 Austin, TX 78746
 -

										Adjusted Interest Earnings		
CUSIP	Investment #	Fund	Security Type	Ending Par Value	Beginning Book Value	Average Book Value	Maturity Date	Current Rate	Annualized Yield	Interest Earned	Amortization/ Accretion	Adjusted Interest Earnings
Fund: General Fund												
91282CAJ0	10181	GEN	TRC	5,000,000.00	4,751,679.69	4,760,832.52	08/31/2025	0.250	1.786	3,091.03	18,106.69	21,197.72
91282CCP4	10182	GEN	TRC	5,500,000.00	5,229,609.96	5,237,472.12	07/31/2026	0.625	1.853	8,641.23	15,553.41	24,194.64
91282CAJ0	10204	GEN	TRC	5,000,000.00	0.00	100,047.10	08/31/2025	0.250	3.375	67.94	773.84	841.78
91282CAB7	10203	GEN	TRC	7,500,000.00	0.00	3,942,387.74	07/31/2025	0.250	3.034	2,693.37	27,132.19	29,825.56
912828W71	10178	GEN	TRC	10,000,000.00	10,174,080.06	10,163,110.63	03/31/2024	2.125	1.229	52,834.70	-21,700.39	31,134.31
3133EMVD1	10168	GEN	FAC	5,000,000.00	4,999,930.56	4,999,998.86	04/05/2024	0.330	0.336	4,125.00	69.44	4,194.44
3133EMCQ3	10165	GEN	FAC	10,000,000.00	10,000,000.00	10,000,000.00	10/13/2023	0.280	0.281	7,000.00	0.00	7,000.00
3130AMT85	10171	GEN	FAC	5,000,000.00	5,000,000.00	5,000,000.00	06/28/2024	0.400	0.401	5,000.00	0.00	5,000.00
3130ARAL5	10202	GEN	FAC	5,000,000.00	5,000,000.00	5,000,000.00	03/24/2027	2.150	2.156	26,875.00	0.00	26,875.00
3130ANNS5	10176	GEN	FAC	5,000,000.00	5,000,000.00	5,000,000.00	08/28/2024	0.500	0.501	6,250.00	0.00	6,250.00
3130AR5U1	10200	GEN	FAC	5,500,000.00	5,500,000.00	5,500,000.00	03/10/2026	2.050	2.056	28,187.50	0.00	28,187.50
3130ARAM3	10201	GEN	FAC	5,000,000.00	5,000,000.00	5,000,000.00	03/24/2026	2.010	2.016	25,125.00	0.00	25,125.00
92313	10120	GEN	RR4	19,275,432.18	1,191,406.68	1,890,713.06		0.010	0.014	67.87	0.00	67.87
59333NN90	10164	GEN	MC1	5,000,000.00	5,000,000.00	5,000,000.00	04/01/2023	0.375	0.376	4,687.50	0.00	4,687.50
78009BDV1	10173	GEN	ACP	0.00	7,499,125.00	2,307,562.50	04/29/2022		0.152	0.00	875.00	875.00
80285QHW3	10193	GEN	ACP	4,200,000.00	4,185,730.50	4,190,077.50	08/30/2022		0.823	0.00	8,599.50	8,599.50
8923A1KX8	10177	GEN	ACP	10,000,000.00	9,951,483.33	9,961,961.11	10/31/2022		0.835	0.00	20,727.78	20,727.78
31422XVA7	10199	GEN	FAC	5,000,000.00	5,000,000.00	5,000,000.00	03/08/2027	2.300	2.306	28,750.00	0.00	28,750.00
Subtotal				116,975,432.18	93,483,045.78	93,054,163.14			1.179	203,396.14	70,137.46	273,533.60
Fund: Martinez IV Project												
912828TY6	10198	MARTIV	TRC	350,000.00	351,729.07	351,380.22	11/15/2022	1.625	0.831	1,417.69	-690.11	727.58
80285QHW3	10195	MARTIV	ACP	300,000.00	298,980.75	299,291.25	08/30/2022	0.810	0.823	0.00	614.25	614.25
06366HD79	10180	MARTIV	ACP	0.00	1,399,930.00	92,305.77	04/07/2022	0.300	0.304	0.00	70.00	70.00
90328BER8	10184	MARTIV	ACP	0.00	1,499,055.00	889,834.70	05/25/2022	0.420	0.426	0.00	945.00	945.00
19423KF33	10190	MARTIV	ACP	0.00	499,431.25	345,960.10	06/03/2022	0.650	0.659	0.00	568.75	568.75
19424JFW1	10192	MARTIV	ACP	0.00	424,150.00	419,914.01	06/30/2022	0.800	0.812	0.00	850.00	850.00
Subtotal				650,000.00	4,473,276.07	2,398,686.05			0.631	1,417.69	2,357.89	3,775.58

San Antonio River Authority
Interest Earnings
April 1, 2022 - June 30, 2022

										Adjusted Interest Earnings		
CUSIP	Investment #	Fund	Security Type	Ending Par Value	Beginning Book Value	Average Book Value	Maturity Date	Current Rate	Annualized Yield	Interest Earned	Amortization/ Accretion	Adjusted Interest Earnings
Fund: Pooled Fund												
44979502	10104	POOL	RR3	13,071,152.17	10,772,327.83	7,957,206.47		1.001	0.734	14,570.84	0.00	14,570.84
59079502	10105	POOL	RR3	13,055,963.43	33,988,355.51	33,488,805.32		1.203	0.810	67,607.92	0.00	67,607.92
Subtotal				26,127,115.60	44,760,683.34	41,446,011.79			0.795	82,178.76	0.00	82,178.76
Fund: Salitrillo Project												
912828YK0	10196	SALI	TRC	2,200,000.00	2,207,599.55	2,205,825.04	10/15/2022	1.375	0.730	7,527.53	-3,510.45	4,017.08
912828YW4	10186	SALI	TRC	900,000.00	904,661.14	903,830.08	12/15/2022	1.625	0.891	3,652.73	-1,644.05	2,008.68
912828Z29	10187	SALI	TRC	1,100,000.00	1,104,398.84	1,103,698.68	01/15/2023	1.500	1.004	4,147.79	-1,385.10	2,762.69
912828UN8	10188	SALI	TRC	750,000.00	756,214.29	755,320.99	02/15/2023	2.000	1.064	3,770.72	-1,767.19	2,003.53
912828TY6	10197	SALI	TRC	1,600,000.00	1,607,904.30	1,606,309.57	11/15/2022	1.625	0.831	6,480.87	-3,154.79	3,326.08
78013WJP6	10185	SALI	ACP	1,275,000.00	1,269,731.77	1,271,116.57	09/23/2022		0.864	0.00	2,739.48	2,739.48
80285QHW3	10194	SALI	ACP	2,000,000.00	1,993,205.00	1,995,275.00	08/30/2022	0.810	0.823	0.00	4,095.00	4,095.00
06366HD79	10179	SALI	ACP	0.00	2,299,885.00	151,645.19	04/07/2022	0.300	0.304	0.00	115.00	115.00
90328BER8	10183	SALI	ACP	0.00	2,398,488.00	1,423,735.52	05/25/2022		0.426	0.00	1,512.00	1,512.00
19423KF33	10189	SALI	ACP	0.00	2,746,871.87	1,902,780.53	06/03/2022		0.659	0.00	3,128.13	3,128.13
19424JFW1	10191	SALI	ACP	0.00	2,220,550.00	2,198,373.35	06/30/2022		0.812	0.00	4,450.00	4,450.00
Subtotal				9,825,000.00	19,509,509.76	15,517,910.51			0.779	25,579.64	4,578.03	30,157.67
Total				153,577,547.78	162,226,514.95	152,416,771.49			1.025	312,572.23	77,073.38	389,645.61

San Antonio River Authority
Amortization Schedule
April 1, 2022 - June 30, 2022
Sorted By Fund - Fund

Patterson & Associates
 901 S. MoPac
 Suite 195
 Austin, TX 78746
 -

Investment #		Maturity Date	Beginning Par Value				Amounts Amortized			
Issuer	Fund	Amort. Date	Current Rate	Purchase Principal	Original Premium or Discount	Ending Book Value	And Unamortized As of 04/01/2022	Amount Amortized This Period	Amt Amortized Through 06/30/2022	Amount Unamortized Through 06/30/2022
General Fund										
10165 FFCB Call Note	GEN	10/13/2023 10/13/2021	10,000,000.00 0.280	9,988,700.00	-11,300.00	10,000,000.00	11,300.00 0.00	0.00	11,300.00	0.00
10168 FFCB Call Note	GEN	04/05/2024 04/05/2022	5,000,000.00 0.330	4,993,750.00	-6,250.00	5,000,000.00	6,180.56 -69.44	69.44	6,250.00	0.00
10164 Miami-Dade County FL	GEN	04/01/2023 10/01/2021	5,000,000.00 0.375	4,986,950.00	-13,050.00	5,000,000.00	13,050.00 0.00	0.00	13,050.00	0.00
10173 Royal Bank of Canada CP	GEN	04/29/2022	7,500,000.00	7,491,656.25	-8,343.75	0.00	7,468.75 -875.00	875.00	8,343.75	0.00
10193 Santander UK CP	GEN	08/30/2022	4,200,000.00	4,183,084.50	-16,915.50	4,194,330.00	2,646.00 -14,269.50	8,599.50	11,245.50	-5,670.00
10178 T Note	GEN	03/31/2024	10,000,000.00 2.125	10,186,718.75	186,718.75	10,152,379.67	-12,638.69 174,080.06	-21,700.39	-34,339.08	152,379.67
10181 T Note	GEN	08/31/2025	5,000,000.00 0.250	4,745,312.50	-254,687.50	4,769,786.38	6,367.19 -248,320.31	18,106.69	24,473.88	-230,213.62
10182 T Note	GEN	07/31/2026	5,500,000.00 0.625	5,224,140.63	-275,859.37	5,245,163.37	5,469.33 -270,390.04	15,553.41	21,022.74	-254,836.63
10203 T Note	GEN	07/31/2025	7,500,000.00 0.250	6,885,351.56	-614,648.44	6,912,483.75	0.00 -614,648.44	27,132.19	27,132.19	-587,516.25
10204 T Note	GEN	08/31/2025	5,000,000.00 0.250	4,551,562.50	-448,437.50	4,552,336.34	0.00 -448,437.50	773.84	773.84	-447,663.66
10177 Toyota Credit Puerto Rico CP	GEN	10/31/2022	10,000,000.00	9,938,500.00	-61,500.00	9,972,211.11	12,983.33 -48,516.67	20,727.78	33,711.11	-27,788.89
Subtotal				73,175,726.69	-1,524,273.31	65,798,690.62	52,826.47 -1,471,446.84	70,137.46	122,963.93	-1,401,309.38
Martinez IV Project										
10180 Bank of Montreal CP	MARTIV	04/07/2022	1,400,000.00 0.300	1,399,556.67	-443.33	0.00	373.33 -70.00	70.00	443.33	0.00
10192 Collateralized CP V	MARTIV	06/30/2022	425,000.00 0.800	423,885.56	-1,114.44	0.00	264.44 -850.00	850.00	1,114.44	0.00
10190 Collateralized CP Flex CO LLC	MARTIV	06/03/2022	500,000.00 0.650	499,169.44	-830.56	0.00	261.81 -568.75	568.75	830.56	0.00
10195 Santander UK CP	MARTIV	08/30/2022	300,000.00 0.810	298,791.75	-1,208.25	299,595.00	189.00 -1,019.25	614.25	803.25	-405.00

San Antonio River Authority
Amortization Schedule
April 1, 2022 - June 30, 2022

Page 2

Investment #		Maturity Date	Beginning Par Value				Amounts Amortized			
Issuer	Fund	Amort. Date	Current Rate	Purchase Principal	Original Premium or Discount	Ending Book Value	And Unamortized As of 04/01/2022	Amount Amortized This Period	Amt Amortized Through 06/30/2022	Amount Unamortized Through 06/30/2022
Martinez IV Project										
10198 T Note	MARTIV	11/15/2022	350,000.00 1.625	351,941.41	1,941.41	351,038.96	-212.34 1,729.07	-690.11	-902.45	1,038.96
10184 USAA Capital Corp CP	MARTIV	05/25/2022	1,500,000.00 0.420	1,498,512.50	-1,487.50	0.00	542.50 -945.00	945.00	1,487.50	0.00
Subtotal				4,471,857.33	-3,142.67	650,633.96	1,418.74 -1,723.93	2,357.89	3,776.63	633.96
Salitrillo Project										
10179 Bank of Montreal CP	SALI	04/07/2022	2,300,000.00 0.300	2,299,271.67	-728.33	0.00	613.33 -115.00	115.00	728.33	0.00
10191 Collateralized CP V	SALI	06/30/2022	2,225,000.00	2,219,165.56	-5,834.44	0.00	1,384.44 -4,450.00	4,450.00	5,834.44	0.00
10189 Collateralized CP Flex CO LLC	SALI	06/03/2022	2,750,000.00	2,745,431.94	-4,568.06	0.00	1,439.93 -3,128.13	3,128.13	4,568.06	0.00
10185 Royal Bank of Canada CP	SALI	09/23/2022	1,275,000.00	1,268,828.65	-6,171.35	1,272,471.25	903.12 -5,268.23	2,739.48	3,642.60	-2,528.75
10194 Santander UK CP	SALI	08/30/2022	2,000,000.00 0.810	1,991,945.00	-8,055.00	1,997,300.00	1,260.00 -6,795.00	4,095.00	5,355.00	-2,700.00
10186 T Note	SALI	12/15/2022	900,000.00 1.625	905,203.13	5,203.13	903,017.09	-541.99 4,661.14	-1,644.05	-2,186.04	3,017.09
10187 T Note	SALI	01/15/2023	1,100,000.00 1.500	1,104,855.47	4,855.47	1,103,013.74	-456.63 4,398.84	-1,385.10	-1,841.73	3,013.74
10188 T Note	SALI	02/15/2023	750,000.00 2.000	756,796.88	6,796.88	754,447.10	-582.59 6,214.29	-1,767.19	-2,349.78	4,447.10
10196 T Note	SALI	10/15/2022	2,200,000.00 1.375	2,208,679.69	8,679.69	2,204,089.10	-1,080.14 7,599.55	-3,510.45	-4,590.59	4,089.10
10197 T Note	SALI	11/15/2022	1,600,000.00 1.625	1,608,875.00	8,875.00	1,604,749.51	-970.70 7,904.30	-3,154.79	-4,125.49	4,749.51
10183 USAA Capital Corp CP	SALI	05/25/2022	2,400,000.00	2,397,620.00	-2,380.00	0.00	868.00 -1,512.00	1,512.00	2,380.00	0.00
Subtotal				19,506,672.99	6,672.99	9,839,087.79	2,836.77 9,509.76	4,578.03	7,414.80	14,087.79
Total				97,154,257.01	-1,520,742.99	76,288,412.37	57,081.98 -1,463,661.01	77,073.38	134,155.36	-1,386,587.63

San Antonio River Authority
Projected Cashflow Report
Sorted by Monthly
For the Period July 1, 2022 - January 31, 2023

Patterson & Associates
 901 S. MoPac
 Suite 195
 Austin, TX 78746
 -

Projected Trans. Date	Investment #	Fund	Security ID	Transaction Type	Issuer	Par Value	Original Cost	Principal	Interest	Total
July 2022										
07/15/2022	10187	SALI	912828Z29	Interest	T Note	0.00	0.00	0.00	8,250.00	8,250.00
07/31/2022	10182	GEN	91282CCP4	Interest	T Note	0.00	0.00	0.00	17,187.50	17,187.50
07/31/2022	10203	GEN	91282CAB7	Interest	T Note	0.00	0.00	0.00	9,375.00	9,375.00
Total for July 2022						0.00	0.00	0.00	34,812.50	34,812.50
August 2022										
08/15/2022	10188	SALI	912828UN8	Interest	T Note	0.00	0.00	0.00	7,500.00	7,500.00
08/28/2022	10176	GEN	3130ANNS5	Interest	FHLB Call Note	0.00	0.00	0.00	12,500.00	12,500.00
08/28/2022	10176	GEN	3130ANNS5	Call	FHLB Call Note	5,000,000.00	5,000,000.00	5,000,000.00	0.00	5,000,000.00
08/30/2022	10193	GEN	80285QHW3	Maturity	Santander UK CP	4,200,000.00	4,183,084.50	4,200,000.00	0.00	4,200,000.00
08/30/2022	10194	SALI	80285QHW3	Maturity	Santander UK CP	2,000,000.00	1,991,945.00	2,000,000.00	0.00	2,000,000.00
08/30/2022	10195	MARTIV	80285QHW3	Maturity	Santander UK CP	300,000.00	298,791.75	300,000.00	0.00	300,000.00
08/31/2022	10181	GEN	91282CAJ0	Interest	T Note	0.00	0.00	0.00	6,250.00	6,250.00
08/31/2022	10204	GEN	91282CAJ0	Interest	T Note	0.00	0.00	0.00	6,250.00	6,250.00
Total for August 2022						11,500,000.00	11,473,821.25	11,500,000.00	32,500.00	11,532,500.00
September 2022										
09/08/2022	10199	GEN	31422XVA7	Interest	FRMAC Call Note	0.00	0.00	0.00	57,500.00	57,500.00
09/10/2022	10200	GEN	3130AR5U1	Interest	FHLB Call Note	0.00	0.00	0.00	56,375.00	56,375.00
09/23/2022	10185	SALI	78013WJP6	Maturity	Royal Bank of Canada CP	1,275,000.00	1,268,828.65	1,275,000.00	0.00	1,275,000.00
09/24/2022	10201	GEN	3130ARAM3	Interest	FHLB Call Note	0.00	0.00	0.00	50,250.00	50,250.00
09/24/2022	10202	GEN	3130ARAL5	Interest	FHLB Call Note	0.00	0.00	0.00	53,750.00	53,750.00
09/28/2022	10171	GEN	3130AMT85	Call	FHLB Call Note	5,000,000.00	5,000,000.00	5,000,000.00	0.00	5,000,000.00
09/30/2022	10178	GEN	912828W71	Interest	T Note	0.00	0.00	0.00	106,250.00	106,250.00
Total for September 2022						6,275,000.00	6,268,828.65	6,275,000.00	324,125.00	6,599,125.00
October 2022										
10/01/2022	10164	GEN	59333NN90	Interest	Miami-Dade County FL	0.00	0.00	0.00	9,375.00	9,375.00
10/01/2022	10164	GEN	59333NN90	Call	Miami-Dade County FL	5,000,000.00	4,986,950.00	5,000,000.00	0.00	5,000,000.00
10/05/2022	10168	GEN	3133EMVD1	Interest	FFCB Call Note	0.00	0.00	0.00	8,250.00	8,250.00
10/13/2022	10165	GEN	3133EMCQ3	Interest	FFCB Call Note	0.00	0.00	0.00	14,000.00	14,000.00
10/15/2022	10196	SALI	912828YK0	Maturity	T Note	2,200,000.00	2,208,679.69	2,200,000.00	15,125.00	2,215,125.00
10/31/2022	10177	GEN	8923A1KX8	Maturity	Toyota Credit Puerto Rico CP	10,000,000.00	9,938,500.00	10,000,000.00	0.00	10,000,000.00

**San Antonio River Authority
Projected Cashflow Report
For the Period July 1, 2022 - January 31, 2023**

Projected Trans. Date	Investment #	Fund	Security ID	Transaction Type	Issuer	Par Value	Original Cost	Principal	Interest	Total
Total for October 2022						17,200,000.00	17,134,129.69	17,200,000.00	46,750.00	17,246,750.00
November 2022										
11/15/2022	10197	SALI	912828TY6	Maturity	T Note	1,600,000.00	1,608,875.00	1,600,000.00	13,000.00	1,613,000.00
11/15/2022	10198	MARTIV	912828TY6	Maturity	T Note	350,000.00	351,941.41	350,000.00	2,843.75	352,843.75
Total for November 2022						1,950,000.00	1,960,816.41	1,950,000.00	15,843.75	1,965,843.75
December 2022										
12/15/2022	10186	SALI	912828YW4	Maturity	T Note	900,000.00	905,203.13	900,000.00	7,312.50	907,312.50
12/28/2022	10171	GEN	3130AMT85	Interest	FHLB Call Note	0.00	0.00	0.00	10,000.00	10,000.00
Total for December 2022						900,000.00	905,203.13	900,000.00	17,312.50	917,312.50
January 2023										
01/15/2023	10187	SALI	912828Z29	Maturity	T Note	1,100,000.00	1,104,855.47	1,100,000.00	8,250.00	1,108,250.00
01/31/2023	10182	GEN	91282CCP4	Interest	T Note	0.00	0.00	0.00	17,187.50	17,187.50
01/31/2023	10203	GEN	91282CAB7	Interest	T Note	0.00	0.00	0.00	9,375.00	9,375.00
Total for January 2023						1,100,000.00	1,104,855.47	1,100,000.00	34,812.50	1,134,812.50
GRAND TOTALS:						38,925,000.00	38,847,654.60	38,925,000.00	506,156.25	39,431,156.25

San Antonio River Authority
Texas Compliance Change in Val Report
Sorted by Fund
April 1, 2022 - June 30, 2022

Patterson & Associates
 901 S. MoPac
 Suite 195
 Austin, TX 78746
 -

Inv #	Issuer	Fund	Purch Date	Interest Accrual	Beginning Book Value				Ending Book Value
Cusip	Par Value	YTM	Mat Date	Interest Received	Beginning Market Value	Purchases/ Additions	Redemptions	Change in Value	Ending Market Value
Fund: General Fund									
10120	FBPFC	GEN	10/01/2017	67.87	1,191,406.68	89,052,512.25	70,968,486.75	18,084,025.50	19,275,432.18
92313	19,275,432.18	0.010	/ /	67.87	1,191,406.68	89,052,512.25	70,968,486.75	18,084,025.50	19,275,432.18
10164	MIAMI	GEN	09/30/2020	4,687.50	5,000,000.00	0.00	0.00	0.00	5,000,000.00
59333NN90	5,000,000.00	0.480	04/01/2023	9,375.00	4,927,550.00	0.00	0.00	-30,400.00	4,897,150.00
10165	FFCBC	GEN	10/15/2020	7,000.00	10,000,000.00	0.00	0.00	0.00	10,000,000.00
3133EMCQ3	10,000,000.00	0.317	10/13/2023	14,000.00	9,734,123.10	0.00	0.00	-72,212.80	9,661,910.30
10168	FFCBC	GEN	04/05/2021	4,125.00	4,999,930.56	0.00	0.00	69.44	5,000,000.00
3133EMVD1	5,000,000.00	0.371	04/05/2024	8,250.00	4,804,274.20	0.00	0.00	-29,543.55	4,774,730.65
10171	FHLBC	GEN	06/28/2021	5,000.00	5,000,000.00	0.00	0.00	0.00	5,000,000.00
3130AMT85	5,000,000.00	0.400	06/28/2024	10,000.00	4,808,261.95	0.00	0.00	-36,216.65	4,772,045.30
10173	RBCCP	GEN	08/05/2021	0.00	7,499,125.00	0.00	7,500,000.00	-7,499,125.00	0.00
78009BDV1	0.00	0.000	04/29/2022	0.00	7,497,510.00	0.00	7,500,000.00	-7,497,510.00	0.00
10176	FHLBC	GEN	08/30/2021	6,250.00	5,000,000.00	0.00	0.00	0.00	5,000,000.00
3130ANNS5	5,000,000.00	0.500	08/28/2024	0.00	4,799,965.70	0.00	0.00	-39,942.05	4,760,023.65
10177	TOYCPR	GEN	02/03/2022	0.00	9,951,483.33	0.00	0.00	20,727.78	9,972,211.11
8923A1KX8	10,000,000.00	0.833	10/31/2022	0.00	9,915,820.00	0.00	0.00	300.00	9,916,120.00
10178	TNOTE	GEN	02/07/2022	52,834.70	10,174,080.06	0.00	0.00	-21,700.39	10,152,379.67
912828W71	10,000,000.00	1.239	03/31/2024	0.00	9,964,450.00	0.00	0.00	-104,290.00	9,860,160.00
10181	TNOTE	GEN	02/28/2022	3,091.03	4,751,679.69	0.00	0.00	18,106.69	4,769,786.38
91282CAJ0	5,000,000.00	1.756	08/31/2025	0.00	4,631,640.00	0.00	0.00	-48,240.00	4,583,400.00
10182	TNOTE	GEN	02/28/2022	8,641.23	5,229,609.96	0.00	0.00	15,553.41	5,245,163.37
91282CCP4	5,500,000.00	1.810	07/31/2026	0.00	5,081,912.00	0.00	0.00	-87,224.50	4,994,687.50

Portfolio SARA

San Antonio River Authority
Texas Compliance Change in Val Report
April 1, 2022 - June 30, 2022

Inv #	Issuer	Fund	Purch Date	Interest Accrual	Beginning Book Value				Ending Book Value
Cusip	Par Value	YTM	Mat Date	Interest Received	Beginning Market Value	Purchases/ Additions	Redemptions	Change in Value	Ending Market Value
10193	SANTCP	GEN	03/04/2022	0.00	4,185,730.50	0.00	0.00	8,599.50	4,194,330.00
80285QHW3	4,200,000.00	0.813	08/30/2022	0.00	4,179,462.00	0.00	0.00	6,316.80	4,185,778.80
10199	FAMCAC	GEN	03/08/2022	28,750.00	5,000,000.00	0.00	0.00	0.00	5,000,000.00
31422XVA7	5,000,000.00	2.300	03/08/2027	0.00	4,899,135.45	0.00	0.00	-83,683.35	4,815,452.10
10200	FHLBC	GEN	03/10/2022	28,187.50	5,500,000.00	0.00	0.00	0.00	5,500,000.00
3130AR5U1	5,500,000.00	2.050	03/10/2026	0.00	5,399,834.72	0.00	0.00	-77,569.53	5,322,265.19
10201	FHLBC	GEN	03/24/2022	25,125.00	5,000,000.00	0.00	0.00	0.00	5,000,000.00
3130ARAM3	5,000,000.00	2.010	03/24/2026	0.00	4,901,830.95	0.00	0.00	-70,941.50	4,830,889.45
10202	FHLBC	GEN	03/24/2022	26,875.00	5,000,000.00	0.00	0.00	0.00	5,000,000.00
3130ARAL5	5,000,000.00	2.150	03/24/2027	0.00	4,880,906.30	0.00	0.00	-111,852.65	4,769,053.65
10203	TNOTE	GEN	05/10/2022	2,693.37	0.00	6,885,351.56	0.00	6,912,483.75	6,912,483.75
91282CAB7	7,500,000.00	2.930	07/31/2025	0.00	0.00	6,885,351.56	0.00	6,893,850.00	6,893,850.00
10204	TNOTE	GEN	06/29/2022	67.94	0.00	4,551,562.50	0.00	4,552,336.34	4,552,336.34
91282CAJ0	5,000,000.00	3.249	08/31/2025	0.00	0.00	4,551,562.50	0.00	4,583,400.00	4,583,400.00
Sub Totals For: Fund: General Fund				203,396.14	93,483,045.78	100,489,426.31	78,468,486.75	22,091,077.02	115,574,122.80
				41,692.87	91,618,083.05	100,489,426.31	78,468,486.75	21,278,265.72	112,896,348.77
Fund: Martinez IV Project									
10180	BKMONT	MARTIV	02/28/2022	0.00	1,399,930.00	0.00	1,400,000.00	-1,399,930.00	0.00
06366HD79	0.00	0.000	04/07/2022	0.00	1,399,914.60	0.00	1,400,000.00	-1,399,914.60	0.00
10184	USAACP	MARTIV	03/01/2022	0.00	1,499,055.00	0.00	1,500,000.00	-1,499,055.00	0.00
90328BER8	0.00	0.000	05/25/2022	0.00	1,498,617.00	0.00	1,500,000.00	-1,498,617.00	0.00
10190	COLFLX	MARTIV	03/03/2022	0.00	499,431.25	0.00	500,000.00	-499,431.25	0.00
19423KF33	0.00	0.000	06/03/2022	0.00	499,257.50	0.00	500,000.00	-499,257.50	0.00
10192	COLCPV	MARTIV	03/04/2022	0.00	424,150.00	0.00	425,000.00	-424,150.00	0.00
19424JFW1	0.00	0.000	06/30/2022	0.00	423,854.63	0.00	425,000.00	-423,854.63	0.00

San Antonio River Authority
Texas Compliance Change in Val Report
April 1, 2022 - June 30, 2022

Inv #	Issuer	Fund	Purch Date	Interest Accrual	Beginning Book Value				Ending Book Value
Cusip	Par Value	YTM	Mat Date	Interest Received	Beginning Market Value	Purchases/ Additions	Redemptions	Change in Value	Ending Market Value
10195	SANTCP	MARTIV	03/04/2022	0.00	298,980.75	0.00	0.00	614.25	299,595.00
80285QHW3	300,000.00	0.813	08/30/2022	0.00	298,533.00	0.00	0.00	451.20	298,984.20
10198	TNOTE	MARTIV	03/04/2022	1,417.69	351,729.07	0.00	0.00	-690.11	351,038.96
912828TY6	350,000.00	0.826	11/15/2022	1,131.22	350,793.10	0.00	0.00	-1,668.10	349,125.00
Sub Totals For: Fund: Martinez IV Project				1,417.69	4,473,276.07	0.00	3,825,000.00	-3,822,642.11	650,633.96
				1,131.22	4,470,969.83	0.00	3,825,000.00	-3,822,860.63	648,109.20
Fund: Pooled Fund									
10104	TXPOOL	POOL	05/03/2017	14,570.84	10,772,327.83	26,048,824.34	23,750,000.00	2,298,824.34	13,071,152.17
44979502	13,071,152.17	1.001	/ /	14,570.84	10,772,327.83	26,048,824.34	23,750,000.00	2,298,824.34	13,071,152.17
10105	TXPRIM	POOL	05/17/2017	67,607.92	33,988,355.51	67,607.92	21,000,000.00	-20,932,392.08	13,055,963.43
59079502	13,055,963.43	1.203	/ /	67,607.92	33,988,355.51	67,607.92	21,000,000.00	-20,932,392.08	13,055,963.43
Sub Totals For: Fund: Pooled Fund				82,178.76	44,760,683.34	26,116,432.26	44,750,000.00	-18,633,567.74	26,127,115.60
				82,178.76	44,760,683.34	26,116,432.26	44,750,000.00	-18,633,567.74	26,127,115.60
Fund: Salitrillo Project									
10179	BKMONT	SALI	02/28/2022	0.00	2,299,885.00	0.00	2,300,000.00	-2,299,885.00	0.00
06366HD79	0.00	0.000	04/07/2022	0.00	2,299,859.70	0.00	2,300,000.00	-2,299,859.70	0.00
10183	USAACP	SALI	03/01/2022	0.00	2,398,488.00	0.00	2,400,000.00	-2,398,488.00	0.00
90328BER8	0.00	0.000	05/25/2022	0.00	2,397,787.20	0.00	2,400,000.00	-2,397,787.20	0.00
10185	RBCCP	SALI	03/02/2022	0.00	1,269,731.77	0.00	0.00	2,739.48	1,272,471.25
78013WJP6	1,275,000.00	0.871	09/23/2022	0.00	1,265,568.83	0.00	0.00	2,476.05	1,268,044.88
10186	TNOTE	SALI	03/02/2022	3,652.73	904,661.14	0.00	0.00	-1,644.05	903,017.09
912828YW4	900,000.00	0.887	12/15/2022	4,218.75	901,792.80	0.00	0.00	-4,992.30	896,800.50
10187	TNOTE	SALI	03/02/2022	4,147.79	1,104,398.84	0.00	0.00	-1,385.10	1,103,013.74
912828Z29	1,100,000.00	0.990	01/15/2023	0.00	1,100,042.90	0.00	0.00	-6,144.60	1,093,898.30
10188	TNOTE	SALI	03/02/2022	3,770.72	756,214.29	0.00	0.00	-1,767.19	754,447.10
912828UN8	750,000.00	1.047	02/15/2023	0.00	752,666.25	0.00	0.00	-5,712.75	746,953.50

San Antonio River Authority
Texas Compliance Change in Val Report
April 1, 2022 - June 30, 2022

Page 4

Inv #	Issuer	Fund	Purch Date	Interest Accrual	Beginning Book Value				Ending Book Value
Cusip	Par Value	YTM	Mat Date	Interest Received	Beginning Market Value	Purchases/ Additions	Redemptions	Change in Value	Ending Market Value
10189	COLFLX	SALI	03/03/2022	0.00	2,746,871.87	0.00	2,750,000.00	-2,746,871.87	0.00
19423KF33	0.00	0.000	06/03/2022	0.00	2,745,916.25	0.00	2,750,000.00	-2,745,916.25	0.00
10191	COLCPV	SALI	03/04/2022	0.00	2,220,550.00	0.00	2,225,000.00	-2,220,550.00	0.00
19424JFW1	0.00	0.000	06/30/2022	0.00	2,219,003.63	0.00	2,225,000.00	-2,219,003.63	0.00
10194	SANTCP	SALI	03/04/2022	0.00	1,993,205.00	0.00	0.00	4,095.00	1,997,300.00
80285QHW3	2,000,000.00	0.813	08/30/2022	0.00	1,990,220.00	0.00	0.00	3,008.00	1,993,228.00
10196	TNOTE	SALI	03/04/2022	7,527.53	2,207,599.55	0.00	0.00	-3,510.45	2,204,089.10
912828YK0	2,200,000.00	0.730	10/15/2022	3,490.38	2,202,835.80	0.00	0.00	-7,295.20	2,195,540.60
10197	TNOTE	SALI	03/04/2022	6,480.87	1,607,904.30	0.00	0.00	-3,154.79	1,604,749.51
912828TY6	1,600,000.00	0.826	11/15/2022	5,171.27	1,603,625.60	0.00	0.00	-7,625.60	1,596,000.00
Sub Totals For: Fund: Salitrillo Project				25,579.64	19,509,509.76	0.00	9,675,000.00	-9,670,421.97	9,839,087.79
				12,880.40	19,479,318.96	0.00	9,675,000.00	-9,688,853.18	9,790,465.78
Report Grand Totals:				312,572.23	162,226,514.95	126,605,858.57	136,718,486.75	-10,035,554.80	152,190,960.15
				137,883.25	160,329,055.18	126,605,858.57	136,718,486.75	-10,867,015.83	149,462,039.35

Portfolio SARA

Meeder Public Funds, Inc., is a registered investment adviser with the Securities and Exchange Commission (SEC) under the Investment Advisers Act of 1940. Registration with the SEC does not imply a certain level of skill or training. The opinions expressed in this presentation are those of Meeder Public Funds, Inc. The material presented has been derived from sources considered to be reliable, but the accuracy and completeness cannot be guaranteed.

Meeder provides monthly statements for its investment management clients to provide information about the investment portfolio. The information should not be used for audit or confirmation purposes. Please review your custodial statements and report any inaccuracies or discrepancies.

Certain information and data have been supplied by unaffiliated third parties. Although Meeder believes the information is reliable, it cannot warrant the accuracy of information offered by third parties. Market value may reflect prices received from pricing vendors when current market quotations are not available. Prices may not reflect firm bids or offers and may differ from the value at which the security can be sold.

Statements may include positions from unmanaged accounts provided for reporting purposes. Unmanaged accounts are managed directly by the client and are not included in the accounts managed by the investment adviser. This information is provided as a client convenience and the investment adviser assumes no responsibility for performance of these accounts or the accuracy of the data reported.

Investing involves risk. Past performance is no guarantee of future results. Debt and fixed income securities are subject to credit and interest rate risk. The investment return and principal value of an investment will fluctuate so that an investors shares, when redeemed, may be worth more or less than their original cost. Current performance may be lower or higher than the performance data quoted.

Investment advisory services are provided through Meeder Public Funds, Inc. Please contact us if you would like to receive a copy of our current ADV disclosure brochure or privacy policy.

**Meeder Public Funds
Patterson Group**

Barton Oaks Plaza II
901 S. MoPac Expy
Suite 195
Austin, Texas
78746

800.817.2442