



QUARTERLY INVESTMENT REPORT

# San Antonio River Authority

MARCH 31, 2022



**MEEDER**

PUBLIC FUNDS  
PATTERSON GROUP

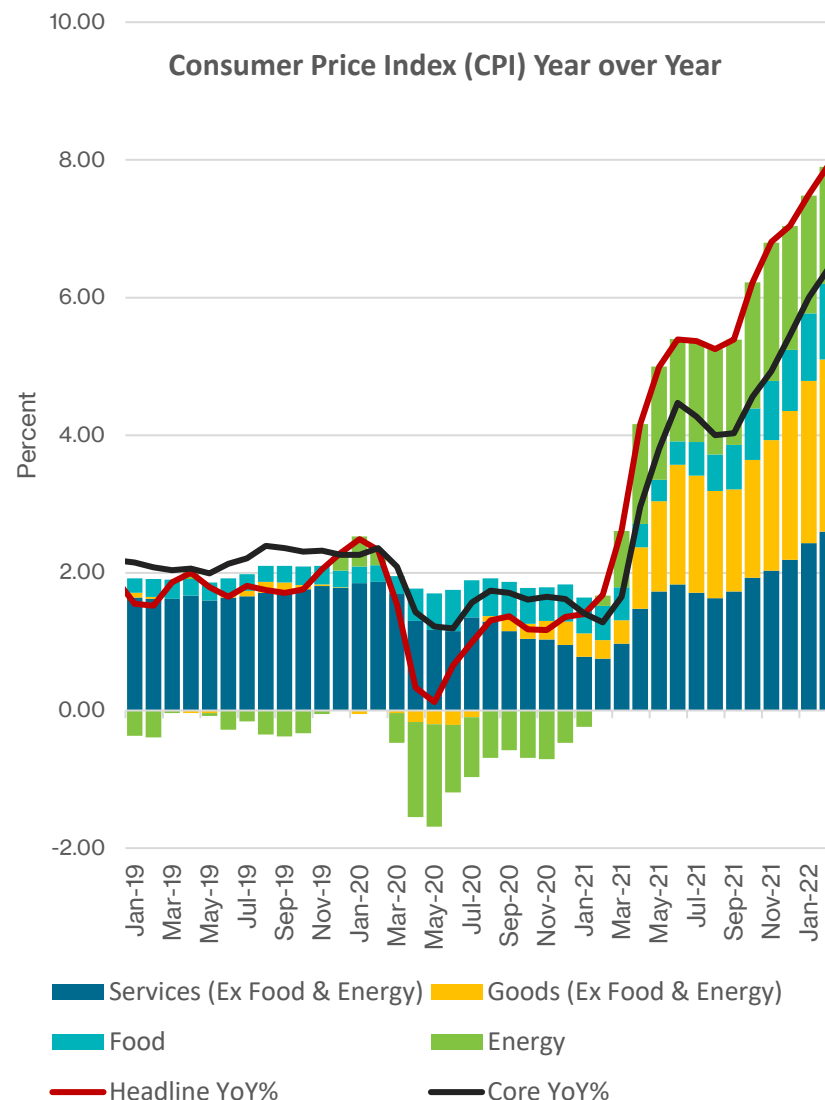
# The Fed Steps In

After raising overnight rates in March for the first time in 3 years the Fed has outlined a plan for aggressive ongoing rate increases (perhaps 6 in 2022). This is in response to runaway inflation. The Fed recognizes the potential of high and fast hikes to control inflation may also deliberately undermine the economy, but they appear that they may move to do so regardless. Most central banks agree.

The persistent price pressures from supply chains and fiscal stimulus have created a solid upward trajectory in costs. The ideal scenario would be for the Fed to raise rates enough to slow demand and guide inflation lower without forcing the economy into recession. Such a soft landing has been historically difficult, if not impossible. The Fed intends to take measured steps knowing increases can take 4 quarters to impact the economy.

The markets are way ahead of the Fed. There is a dichotomy between the two because the markets are pummeled by immense and immediate cross-currents and all those result in major volatility. The fear now is that the curve has been moving to inversion which historically has been a precursor of recessions. However, as some prominent economists have noted it may be different this time given the distortion of the markets due primarily to extreme monetary policy manipulation.

Even an inverted curve will clearly not stop the Fed. So much of the controlling factors now are out of anyone's control. The Fed will focus on its primary objective to reduce inflation.



SOURCE: BLOOMBERG 3/31/2022

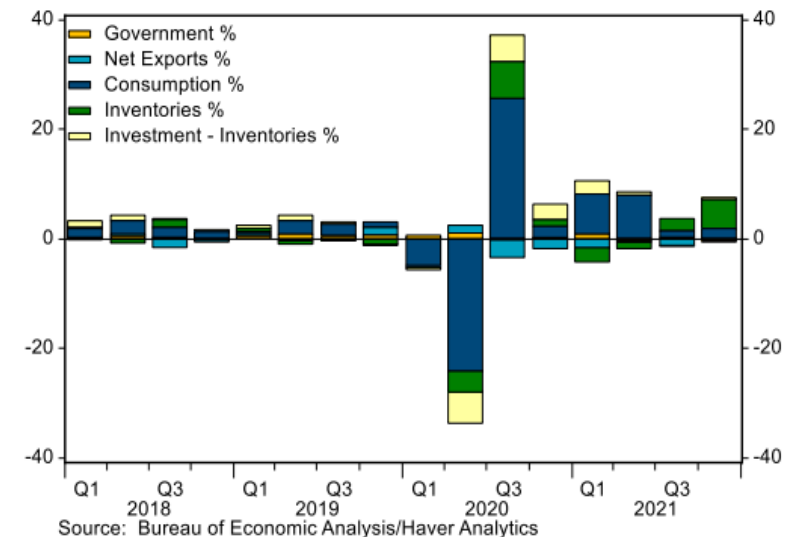
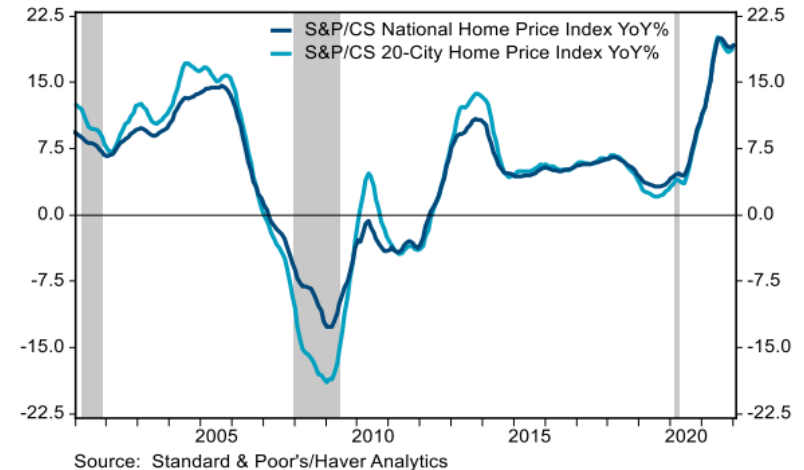
# Cross Currents: Fire and Ice

The global economy is reflecting a fragile balance where inflation has become 'too hot' and growth could become 'too cold.'

On the inflation side, every scenario is clouded by factors driving inflation steadily up. Russia's invasion of Ukraine, the global sanctions applied and resulting massive gyrations in commodity markets and Covid cast a thick layer of uncertainty. Russia accounts for only 1.5% of global trade but has a large footprint in energy and non-energy commodities. (Oil hit \$130 a barrel in March.) Ukraine is a large producer of grain (which US growers cannot makeup in one season) but it is also an important supplier for Europe's auto industry and materials for chips. Shortages in such raw materials have outsized impact on prices. Now China is closing its doors again on a new Covid resurgence.

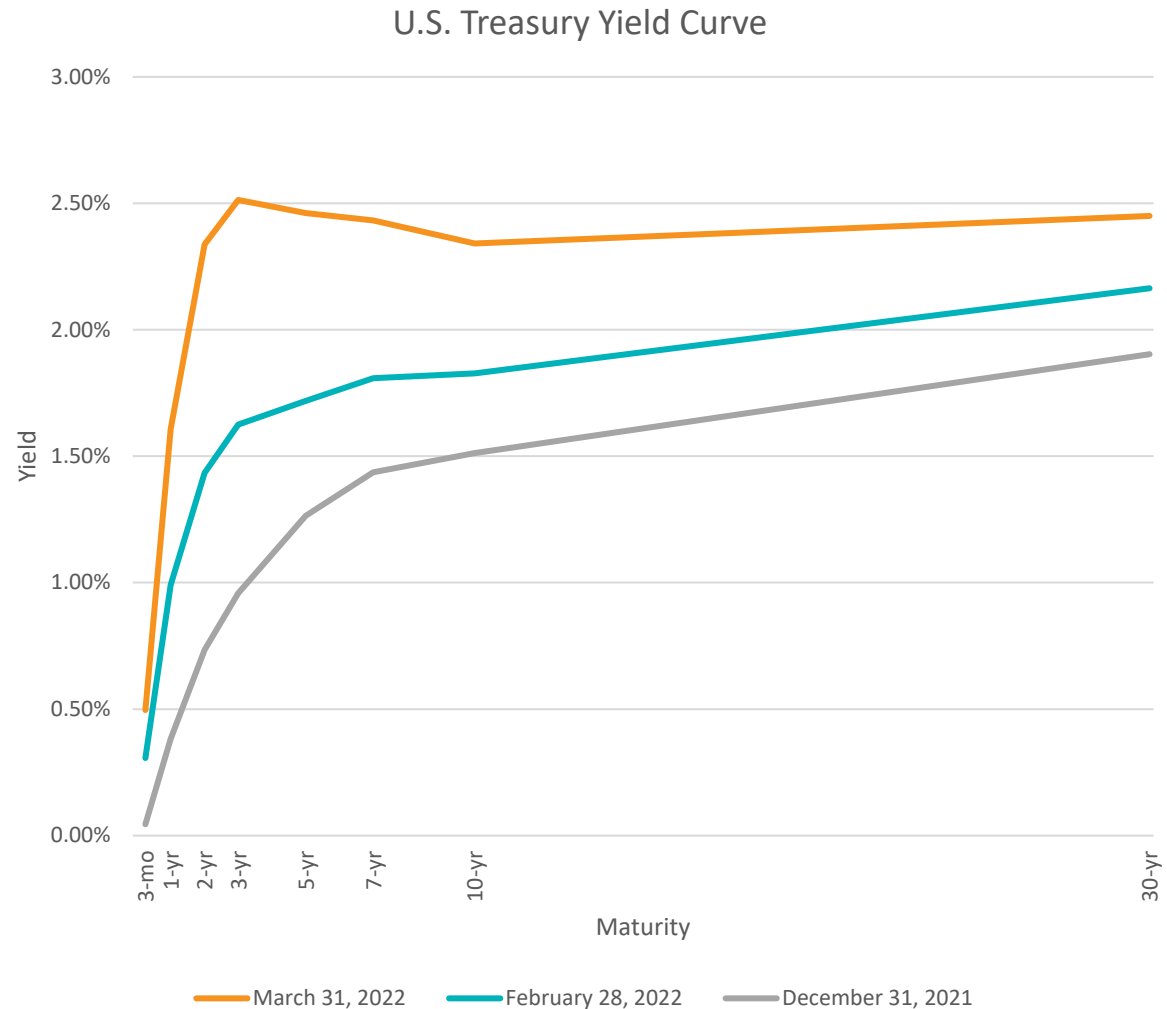
US growth remains strong. The growth is supported by post-pandemic economic re-openings and solid pent-up demand as well as increased salaries aimed at luring employees back to work. US growth is solid with consumer consumption strong as well as consumer sentiment and confidence.

Inflation may begin to decline as supply chains re-open and jobs are filled, but extended supply chain woes with tighter financial conditions could lower confidence for both business and the consumer. If so, that will begin to slow growth.



# Fed Moves Foretell More Curve Changes

- The Federal Reserve's increase in the overnight rate in March has finally moved the curve off zero.
- The Fed's *hawkish* tone has the market and some Fed Governors calling for six or more hikes this year. That will bring the short end up to meet the long end.
- The market had already moved in anticipation of the Fed hike rising in the *belly of the curve*.
- As the short end rises on Fed moves it produces a flatter curve while cross currents at the long end have brought on-and-off inversions.



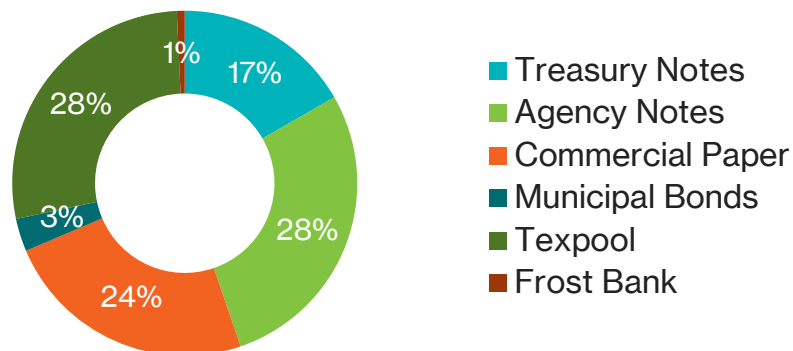
# Your Portfolio

## Your Portfolio Statistics

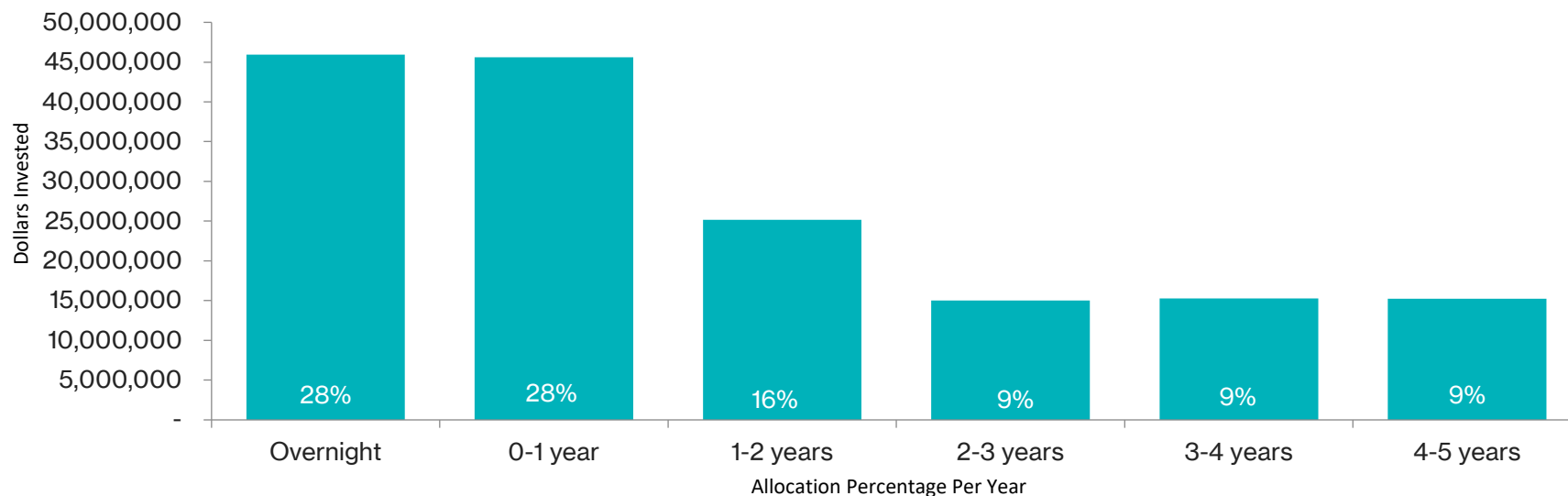
Weighted Average Maturity 1.36 years

Weighted Average Yield (All Funds) 0.776%

## Your Asset Allocation



## Your Maturity Distribution



*San Antonio River Authority*

Quarterly Investment Report  
January – March 2022  
**Portfolio Summary Management Report**

This quarterly report is prepared in compliance with the Investment Policy and Strategy of the Authority and the Public Funds Investment Act (Chapter 2256, Texas Government Code).

| <b><u>Portfolio as of December 31, 2021</u></b> |                | <b><u>Portfolio as of March 31, 2022</u></b> |                       |
|---|----------------|--|-----------------------|
| Beginning Book Value                            | \$ 139,779,432 | Ending Book Value                            | \$ 162,226,515        |
| Beginning Market Value                          | \$ 139,473,044 | Ending Market Value                          | \$ 160,329,055        |
| Unrealized Gain/Loss                            | \$ (306,388)   | Investment Income for the period             | \$ 145,949            |
| WAM at Beginning Period Date <sup>1</sup>       | 232 days       | Unrealized Gain/Loss                         | \$ (1,897,460)        |
|   |                | <b>Change in Unrealized Gain/Loss</b>        | <b>\$ (1,591,072)</b> |
|   |                | WAM at Ending Period Date <sup>1</sup>       | 496 days              |
|   |                | Change in Market Value <sup>2</sup>          | \$ 20,856,011         |
| <b>Average Yield to Maturity for the period</b> |                | <b>0.454%</b>                                |                       |
| <b>Average Yield 1 Year Treasury for period</b> |                | <b>0.970%</b>                                |                       |
| <b>Average Yield 2 Year Treasury for period</b> |                | <b>1.450%</b>                                |                       |

Authorized by:

  
Rick Trefzer, CMA, Deputy General Manager  
San Antonio River Authority

  
Linda Patterson, President  
Patterson & Associates

<sup>1</sup> **WAM**, represents weighted average maturity.

<sup>2</sup> **Change in Market Value**" is required data, but will primarily reflect the receipt and expenditure of the Authority's funds from quarter to quarter.

# San Antonio River Authority

## Portfolio Management

### Portfolio Summary

#### March 31, 2022

Patterson & Associates  
 901 S. MoPac  
 Suite 195  
 Austin, TX 78746  
 -

| Investments                        | Par Value             | Market Value          | Book Value            | % of Portfolio | Term       | Days to Maturity | YTM 365 Equiv. |
|------------------------------------|-----------------------|-----------------------|-----------------------|----------------|------------|------------------|----------------|
| Commercial Paper Disc. -Amortizing | 38,775,000.00         | 38,631,324.34         | 38,686,617.47         | 23.85          | 186        | 109              | 0.597          |
| Federal Agency Coupon Securities   | 45,500,000.00         | 44,228,332.37         | 45,499,930.56         | 28.05          | 1,340      | 1,122            | 1.167          |
| Treasury Coupon Securities         | 27,400,000.00         | 26,589,758.45         | 27,087,876.90         | 16.70          | 899        | 860              | 1.342          |
| Municipal Bonds                    | 5,000,000.00          | 4,927,550.00          | 5,000,000.00          | 3.08           | 913        | 365              | 0.480          |
| Texpool/Texpool Prime              | 44,760,683.34         | 44,760,683.34         | 44,760,683.34         | 27.59          | 1          | 1                | 0.243          |
| Frost Bank                         | 1,191,406.68          | 1,191,406.68          | 1,191,406.68          | 0.73           | 1          | 1                | 0.010          |
|                                    | <b>162,627,090.02</b> | <b>160,329,055.18</b> | <b>162,226,514.95</b> | <b>100.00%</b> | <b>599</b> | <b>496</b>       | <b>0.776</b>   |
| <b>Investments</b>                 |                       |                       |                       |                |            |                  |                |
| <b>Cash and Accrued Interest</b>   |                       |                       |                       |                |            |                  |                |
| Accrued Interest at Purchase       |                       | 29,646.71             | 29,646.71             |                |            |                  |                |
| Subtotal                           |                       | 29,646.71             | 29,646.71             |                |            |                  |                |
| <b>Total Cash and Investments</b>  | <b>162,627,090.02</b> | <b>160,358,701.89</b> | <b>162,256,161.66</b> |                | <b>599</b> | <b>496</b>       | <b>0.776</b>   |

| Total Earnings | March 31 Month Ending | Fiscal Year To Date |
|----------------|-----------------------|---------------------|
| Current Year   | -194,600.67           | -17,129.35          |

The following reports are submitted in accordance with the Public Funds Investment Act (Texas Gov't Code 2256). The reports also offer supplemental information not required by the Act in order to fully inform the governing body of the San Antonio River Authority of the position and activity within the Authority's portfolio of investment. The reports include a management summary overview, a detailed inventory report for the end of the period, a transaction report, as well as graphic representations of the portfolio to provide full disclosure to the governing body.

Jennifer Crocker, Senior Manager of Finance

**San Antonio River Authority**  
**Summary by Type**  
**March 31, 2022**  
**Grouped by Fund**

Patterson & Associates  
 901 S. MoPac  
 Suite 195  
 Austin, TX 78746  
 -

| Security Type                      | Number of Investments | Par Value             | Book Value            | % of Portfolio | Average YTM 365 | Average Days to Maturity |
|------------------------------------|-----------------------|-----------------------|-----------------------|----------------|-----------------|--------------------------|
| <b>Fund: General Fund</b>          |                       |                       |                       |                |                 |                          |
| Frost Bank                         | 1                     | 1,191,406.68          | 1,191,406.68          | 0.73           | 0.010           | 1                        |
| Federal Agency Coupon Securities   | 8                     | 45,500,000.00         | 45,499,930.56         | 28.05          | 1.167           | 1,122                    |
| Municipal Bonds                    | 1                     | 5,000,000.00          | 5,000,000.00          | 3.08           | 0.480           | 365                      |
| Commercial Paper Disc. -Amortizing | 3                     | 21,700,000.00         | 21,636,338.83         | 13.34          | 0.602           | 137                      |
| Treasury Coupon Securities         | 3                     | 20,500,000.00         | 20,155,369.71         | 12.42          | 1.509           | 1,073                    |
| <b>Subtotal</b>                    | <b>16</b>             | <b>93,891,406.68</b>  | <b>93,483,045.78</b>  | <b>57.62</b>   | <b>1.059</b>    | <b>829</b>               |
| <b>Fund: Martinez IV Project</b>   |                       |                       |                       |                |                 |                          |
| Treasury Coupon Securities         | 1                     | 350,000.00            | 351,729.07            | 0.22           | 0.827           | 228                      |
| Commercial Paper Disc. -Amortizing | 5                     | 4,125,000.00          | 4,121,547.00          | 2.54           | 0.482           | 50                       |
| <b>Subtotal</b>                    | <b>6</b>              | <b>4,475,000.00</b>   | <b>4,473,276.07</b>   | <b>2.76</b>    | <b>0.509</b>    | <b>64</b>                |
| <b>Fund: Pooled Fund</b>           |                       |                       |                       |                |                 |                          |
| Texpool/Texpool Prime              | 2                     | 44,760,683.34         | 44,760,683.34         | 27.59          | 0.243           | 1                        |
| <b>Subtotal</b>                    | <b>2</b>              | <b>44,760,683.34</b>  | <b>44,760,683.34</b>  | <b>27.59</b>   | <b>0.243</b>    | <b>1</b>                 |
| <b>Fund: Salitrillo Project</b>    |                       |                       |                       |                |                 |                          |
| Commercial Paper Disc. -Amortizing | 6                     | 12,950,000.00         | 12,928,731.64         | 7.97           | 0.627           | 80                       |
| Treasury Coupon Securities         | 5                     | 6,550,000.00          | 6,580,778.12          | 4.06           | 0.856           | 243                      |
| <b>Subtotal</b>                    | <b>11</b>             | <b>19,500,000.00</b>  | <b>19,509,509.76</b>  | <b>12.03</b>   | <b>0.704</b>    | <b>135</b>               |
| <b>Total and Average</b>           | <b>35</b>             | <b>162,627,090.02</b> | <b>162,226,514.95</b> | <b>100.00</b>  | <b>0.776</b>    | <b>496</b>               |





**San Antonio River Authority**  
**Fund GEN - General Fund**  
**Investments by Fund**  
**March 31, 2022**

Patterson & Associates  
901 S. MoPac  
Suite 195  
Austin, TX 78746  
-

| CUSIP                                     | Investment # | Issuer                        | Purchase Date | Book Value           | Par Value            | Market Value         | Current Rate | YTM 360      | YTM 365      | Maturity Date | Days To Maturity |
|---|--------------|-------------------------------|---------------|----------------------|----------------------|----------------------|--------------|--------------|--------------|---------------|------------------|
| <b>Commercial Paper Disc. -Amortizing</b> |              |                               |               |                      |                      |                      |              |              |              |               |                  |
| 78009BDV1                                 | 10173        | Royal Bank of Canada CP       | 08/05/2021    | 7,499,125.00         | 7,500,000.00         | 7,497,510.00         |              | 0.152        | 0.154        | 04/29/2022    | 28               |
| 80285QHW3                                 | 10193        | Santander UK CP               | 03/04/2022    | 4,185,730.50         | 4,200,000.00         | 4,179,462.00         |              | 0.813        | 0.824        | 08/30/2022    | 151              |
| 8923A1KX8                                 | 10177        | Toyota Credit Puerto Rico CP  | 02/03/2022    | 9,951,483.33         | 10,000,000.00        | 9,915,820.00         |              | 0.833        | 0.844        | 10/31/2022    | 213              |
| <b>Subtotal and Average</b>               |              |                               |               | <b>21,636,338.83</b> | <b>21,700,000.00</b> | <b>21,592,792.00</b> |              | <b>0.594</b> | <b>0.602</b> |               | <b>136</b>       |
| <b>Federal Agency Coupon Securities</b>   |              |                               |               |                      |                      |                      |              |              |              |               |                  |
| 31422XVA7                                 | 10199        | FRMAC Call Note               | 03/08/2022    | 5,000,000.00         | 5,000,000.00         | 4,899,135.45         | 2.300        | 2.268        | 2.300        | 03/08/2027    | 1,802            |
| 3133EMCQ3                                 | 10165        | FFCB Call Note                | 10/15/2020    | 10,000,000.00        | 10,000,000.00        | 9,734,123.10         | 0.280        | 0.313        | 0.317        | 10/13/2023    | 560              |
| 3133EMVD1                                 | 10168        | FFCB Call Note                | 04/05/2021    | 4,999,930.56         | 5,000,000.00         | 4,804,274.20         | 0.330        | 0.366        | 0.371        | 04/05/2024    | 735              |
| 3130AMT85                                 | 10171        | FHLB Call Note                | 06/28/2021    | 5,000,000.00         | 5,000,000.00         | 4,808,261.95         | 0.400        | 0.394        | 0.400        | 06/28/2024    | 819              |
| 3130ANNS5                                 | 10176        | FHLB Call Note                | 08/30/2021    | 5,000,000.00         | 5,000,000.00         | 4,799,965.70         | 0.500        | 0.493        | 0.500        | 08/28/2024    | 880              |
| 3130AR5U1                                 | 10200        | FHLB Call Note                | 03/10/2022    | 5,500,000.00         | 5,500,000.00         | 5,399,834.72         | 2.050        | 2.021        | 2.050        | 03/10/2026    | 1,439            |
| 3130ARAM3                                 | 10201        | FHLB Call Note                | 03/24/2022    | 5,000,000.00         | 5,000,000.00         | 4,901,830.95         | 2.010        | 1.982        | 2.010        | 03/24/2026    | 1,453            |
| 3130ARAL5                                 | 10202        | FHLB Call Note                | 03/24/2022    | 5,000,000.00         | 5,000,000.00         | 4,880,906.30         | 2.150        | 2.120        | 2.150        | 03/24/2027    | 1,818            |
| <b>Subtotal and Average</b>               |              |                               |               | <b>45,499,930.56</b> | <b>45,500,000.00</b> | <b>44,228,332.37</b> |              | <b>1.151</b> | <b>1.167</b> |               | <b>1,121</b>     |
| <b>Treasury Coupon Securities</b>         |              |                               |               |                      |                      |                      |              |              |              |               |                  |
| 912828W71                                 | 10178        | T Note                        | 02/07/2022    | 10,174,080.06        | 10,000,000.00        | 9,964,450.00         | 2.125        | 1.222        | 1.239        | 03/31/2024    | 730              |
| 91282CAJ0                                 | 10181        | T Note                        | 02/28/2022    | 4,751,679.69         | 5,000,000.00         | 4,631,640.00         | 0.250        | 1.732        | 1.756        | 08/31/2025    | 1,248            |
| 91282CCP4                                 | 10182        | T Note                        | 02/28/2022    | 5,229,609.96         | 5,500,000.00         | 5,081,912.00         | 0.625        | 1.785        | 1.810        | 07/31/2026    | 1,582            |
| <b>Subtotal and Average</b>               |              |                               |               | <b>20,155,369.71</b> | <b>20,500,000.00</b> | <b>19,678,002.00</b> |              | <b>1.489</b> | <b>1.509</b> |               | <b>1,073</b>     |
| <b>Municipal Bonds</b>                    |              |                               |               |                      |                      |                      |              |              |              |               |                  |
| 59333NN90                                 | 10164        | Miami-Dade County FL          | 09/30/2020    | 5,000,000.00         | 5,000,000.00         | 4,927,550.00         | 0.375        | 0.473        | 0.480        | 04/01/2023    | 365              |
| <b>Subtotal and Average</b>               |              |                               |               | <b>5,000,000.00</b>  | <b>5,000,000.00</b>  | <b>4,927,550.00</b>  |              | <b>0.473</b> | <b>0.480</b> |               | <b>365</b>       |
| <b>Frost Bank</b>                         |              |                               |               |                      |                      |                      |              |              |              |               |                  |
| 92313                                     | 10120        | Frost Bk Public Fund Checking | 10/01/2017    | 1,191,406.68         | 1,191,406.68         | 1,191,406.68         | 0.010        | 0.009        | 0.010        |               | 1                |
| <b>Subtotal and Average</b>               |              |                               |               | <b>1,191,406.68</b>  | <b>1,191,406.68</b>  | <b>1,191,406.68</b>  |              | <b>0.010</b> | <b>0.010</b> |               | <b>1</b>         |
| <b>Total Investments and Average</b>      |              |                               |               | <b>93,483,045.78</b> | <b>93,891,406.68</b> | <b>91,618,083.05</b> |              | <b>1.044</b> | <b>1.059</b> |               | <b>828</b>       |

**Fund MARTIV - Martinez IV Project**  
**Investments by Fund**  
**March 31, 2022**

Page 3

| CUSIP                                     | Investment # | Issuer                        | Purchase Date | Book Value          | Par Value           | Market Value        | Current Rate | YTM 360      | YTM 365      | Maturity Date | Days To Maturity |
|---|--------------|-------------------------------|---------------|---------------------|---------------------|---------------------|--------------|--------------|--------------|---------------|------------------|
| <b>Commercial Paper Disc. -Amortizing</b> |              |                               |               |                     |                     |                     |              |              |              |               |                  |
| 06366HD79                                 | 10180        | Bank of Montreal CP           | 02/28/2022    | 1,399,930.00        | 1,400,000.00        | 1,399,914.60        | 0.300        | 0.300        | 0.304        | 04/07/2022    | 6                |
| 19424JFW1                                 | 10192        | Collateralized CP V           | 03/04/2022    | 424,150.00          | 425,000.00          | 423,854.63          | 0.800        | 0.802        | 0.813        | 06/30/2022    | 90               |
| 19423KF33                                 | 10190        | Collateralized CP Flex CO LLC | 03/03/2022    | 499,431.25          | 500,000.00          | 499,257.50          | 0.650        | 0.651        | 0.660        | 06/03/2022    | 63               |
| 80285QHW3                                 | 10195        | Santander UK CP               | 03/04/2022    | 298,980.75          | 300,000.00          | 298,533.00          | 0.810        | 0.813        | 0.824        | 08/30/2022    | 151              |
| 90328BER8                                 | 10184        | USAA Capital Corp CP          | 03/01/2022    | 1,499,055.00        | 1,500,000.00        | 1,498,617.00        | 0.420        | 0.420        | 0.426        | 05/25/2022    | 54               |
| <b>Subtotal and Average</b>               |              |                               |               | <b>4,121,547.00</b> | <b>4,125,000.00</b> | <b>4,120,176.73</b> |              | <b>0.475</b> | <b>0.482</b> |               | <b>49</b>        |
| <b>Treasury Coupon Securities</b>         |              |                               |               |                     |                     |                     |              |              |              |               |                  |
| 912828TY6                                 | 10198        | T Note                        | 03/04/2022    | 351,729.07          | 350,000.00          | 350,793.10          | 1.625        | 0.815        | 0.826        | 11/15/2022    | 228              |
| <b>Subtotal and Average</b>               |              |                               |               | <b>351,729.07</b>   | <b>350,000.00</b>   | <b>350,793.10</b>   |              | <b>0.815</b> | <b>0.827</b> |               | <b>228</b>       |
| <b>Total Investments and Average</b>      |              |                               |               | <b>4,473,276.07</b> | <b>4,475,000.00</b> | <b>4,470,969.83</b> |              | <b>0.502</b> | <b>0.509</b> |               | <b>63</b>        |

**Fund POOL - Pooled Fund  
Investments by Fund  
March 31, 2022**

Page 4

| CUSIP                                | Investment # | Issuer        | Purchase<br>Date | Book Value           | Par Value            | Market Value         | Current<br>Rate | YTM<br>360   | YTM<br>365   | Maturity Days To<br>Date Maturity |
|--------------------------------------|--------------|---------------|------------------|----------------------|----------------------|----------------------|-----------------|--------------|--------------|-----------------------------------|
| <b>Texpool/Texpool Prime</b>         |              |               |                  |                      |                      |                      |                 |              |              |                                   |
| 44979502                             | 10104        | Texpool       | 05/03/2017       | 10,772,327.83        | 10,772,327.83        | 10,772,327.83        | 0.154           | 0.151        | 0.153        | 1                                 |
| 59079502                             | 10105        | Texpool Prime | 05/17/2017       | 33,988,355.51        | 33,988,355.51        | 33,988,355.51        | 0.272           | 0.267        | 0.271        | 1                                 |
| <b>Subtotal and Average</b>          |              |               |                  | <b>44,760,683.34</b> | <b>44,760,683.34</b> | <b>44,760,683.34</b> |                 | <b>0.240</b> | <b>0.243</b> | <b>1</b>                          |
| <b>Total Investments and Average</b> |              |               |                  | <b>44,760,683.34</b> | <b>44,760,683.34</b> | <b>44,760,683.34</b> |                 | <b>0.240</b> | <b>0.243</b> | <b>1</b>                          |

**Fund SALI - Salitrillo Project**  
**Investments by Fund**  
**March 31, 2022**

Page 5

| CUSIP                                     | Investment # | Issuer                        | Purchase Date | Book Value           | Par Value            | Market Value         | Current Rate | YTM 360      | YTM 365      | Maturity Date | Days To Maturity |
|---|--------------|-------------------------------|---------------|----------------------|----------------------|----------------------|--------------|--------------|--------------|---------------|------------------|
| <b>Commercial Paper Disc. -Amortizing</b> |              |                               |               |                      |                      |                      |              |              |              |               |                  |
| 06366HD79                                 | 10179        | Bank of Montreal CP           | 02/28/2022    | 2,299,885.00         | 2,300,000.00         | 2,299,859.70         | 0.300        | 0.300        | 0.304        | 04/07/2022    | 6                |
| 19424JFW1                                 | 10191        | Collateralized CP V           | 03/04/2022    | 2,220,550.00         | 2,225,000.00         | 2,219,003.63         |              | 0.802        | 0.813        | 06/30/2022    | 90               |
| 19423KF33                                 | 10189        | Collateralized CP Flex CO LLC | 03/03/2022    | 2,746,871.87         | 2,750,000.00         | 2,745,916.25         |              | 0.651        | 0.660        | 06/03/2022    | 63               |
| 78013WJP6                                 | 10185        | Royal Bank of Canada CP       | 03/02/2022    | 1,269,731.77         | 1,275,000.00         | 1,265,568.83         |              | 0.871        | 0.883        | 09/23/2022    | 175              |
| 80285QHW3                                 | 10194        | Santander UK CP               | 03/04/2022    | 1,993,205.00         | 2,000,000.00         | 1,990,220.00         | 0.810        | 0.813        | 0.824        | 08/30/2022    | 151              |
| 90328BER8                                 | 10183        | USAA Capital Corp CP          | 03/01/2022    | 2,398,488.00         | 2,400,000.00         | 2,397,787.20         |              | 0.420        | 0.426        | 05/25/2022    | 54               |
| <b>Subtotal and Average</b>               |              |                               |               | <b>12,928,731.64</b> | <b>12,950,000.00</b> | <b>12,918,355.61</b> |              | <b>0.618</b> | <b>0.627</b> |               | <b>80</b>        |
| <b>Treasury Coupon Securities</b>         |              |                               |               |                      |                      |                      |              |              |              |               |                  |
| 912828YW4                                 | 10186        | T Note                        | 03/02/2022    | 904,661.14           | 900,000.00           | 901,792.80           | 1.625        | 0.874        | 0.887        | 12/15/2022    | 258              |
| 912828Z29                                 | 10187        | T Note                        | 03/02/2022    | 1,104,398.84         | 1,100,000.00         | 1,100,042.90         | 1.500        | 0.976        | 0.990        | 01/15/2023    | 289              |
| 912828UN8                                 | 10188        | T Note                        | 03/02/2022    | 756,214.29           | 750,000.00           | 752,666.25           | 2.000        | 1.032        | 1.047        | 02/15/2023    | 320              |
| 912828YK0                                 | 10196        | T Note                        | 03/04/2022    | 2,207,599.55         | 2,200,000.00         | 2,202,835.80         | 1.375        | 0.720        | 0.730        | 10/15/2022    | 197              |
| 912828TY6                                 | 10197        | T Note                        | 03/04/2022    | 1,607,904.30         | 1,600,000.00         | 1,603,625.60         | 1.625        | 0.815        | 0.826        | 11/15/2022    | 228              |
| <b>Subtotal and Average</b>               |              |                               |               | <b>6,580,778.12</b>  | <b>6,550,000.00</b>  | <b>6,560,963.35</b>  |              | <b>0.844</b> | <b>0.856</b> |               | <b>242</b>       |
| <b>Total Investments and Average</b>      |              |                               |               | <b>19,509,509.76</b> | <b>19,500,000.00</b> | <b>19,479,318.96</b> |              | <b>0.695</b> | <b>0.704</b> |               | <b>135</b>       |

# San Antonio River Authority Cash Reconciliation Report For the Period January 1, 2022 - March 31, 2022 Grouped by Fund

Patterson & Associates  
901 S. MoPac  
Suite 195  
Austin, TX 78746  
-

| Trans.<br>Date             | Investment # | Fund   | Trans.<br>Type | Security ID | Par<br>Value  | Security Description             | Maturity<br>Date | Purchases             | Interest         | Redemptions          | Cash                  |
|----------------------------|--------------|--------|----------------|-------------|---------------|----------------------------------|------------------|-----------------------|------------------|----------------------|-----------------------|
| <b>General Fund</b>        |              |        |                |             |               |                                  |                  |                       |                  |                      |                       |
| 01/12/2022                 | 10172        | GEN    | Interest       | 3130AMZC9   | 5,000,000.00  | FHLBC 5.0M 0.50% Mat. 07/12/2024 | 07/12/2024       | 0.00                  | 12,500.00        | 0.00                 | 12,500.00             |
| 02/01/2022                 | 10174        | GEN    | Maturity       | 80285QB17   | 5,000,000.00  | SANTCP 5.0M 0.00% Mat.           | 02/01/2022       | 0.00                  | 0.00             | 5,000,000.00         | 5,000,000.00          |
| 02/01/2022                 | 10175        | GEN    | Maturity       | 80285QB17   | 5,000,000.00  | SANTCP 5.0M 0.15% Mat.           | 02/01/2022       | 0.00                  | 0.00             | 5,000,000.00         | 5,000,000.00          |
| 02/03/2022                 | 10177        | GEN    | Purchase       | 8923A1KX8   | 10,000,000.00 | TOYCPR 10.0M 0.00% Mat.          | 10/31/2022       | -9,938,500.00         | 0.00             | 0.00                 | -9,938,500.00         |
| 02/07/2022                 | 10178        | GEN    | Purchase       | 912828W71   | 10,000,000.00 | TNOTE 10.0M 2.13% Mat.           | 03/31/2024       | -10,186,718.75        | -75,892.86       | 0.00                 | -10,262,611.61        |
| 02/28/2022                 | 10176        | GEN    | Interest       | 3130ANNS5   | 5,000,000.00  | FHLBC 5.0M 0.50% Mat. 08/28/2024 | 08/28/2024       | 0.00                  | 12,361.11        | 0.00                 | 12,361.11             |
| 02/28/2022                 | 10181        | GEN    | Purchase       | 91282CAJ0   | 5,000,000.00  | TNOTE 5.0M 0.25% Mat. 08/31/2025 | 08/31/2025       | -4,745,312.50         | 0.00             | 0.00                 | -4,745,312.50         |
| 02/28/2022                 | 10182        | GEN    | Purchase       | 91282CCP4   | 5,500,000.00  | TNOTE 5.5M 0.63% Mat. 07/31/2026 | 07/31/2026       | -5,224,140.63         | -2,658.84        | 0.00                 | -5,226,799.47         |
| 03/04/2022                 | 10193        | GEN    | Purchase       | 80285QHW3   | 4,200,000.00  | SANTCP 4.2M 0.00% Mat.           | 08/30/2022       | -4,183,084.50         | 0.00             | 0.00                 | -4,183,084.50         |
| 03/08/2022                 | 10169        | GEN    | Interest       | 3130ALVY7   | 5,000,000.00  | FHLBC 5.0M 0.40% Mat. 04/15/2024 | 04/15/2024       | 0.00                  | 7,944.44         | 0.00                 | 7,944.44              |
| 03/08/2022                 | 10172        | GEN    | Interest       | 3130AMZC9   | 5,000,000.00  | FHLBC 5.0M 0.50% Mat. 07/12/2024 | 07/12/2024       | 0.00                  | 3,888.89         | 0.00                 | 3,888.89              |
| 03/08/2022                 | 10199        | GEN    | Purchase       | 31422XVA7   | 5,000,000.00  | FAMCAC 5.0M 2.30% Mat.           | 03/08/2027       | -5,000,000.00         | 0.00             | 0.00                 | -5,000,000.00         |
| 03/08/2022                 | 10169        | GEN    | Sale           | 3130ALVY7   | 5,000,000.00  | 0.0M 0.40%                       | 04/15/2024       | 0.00                  | 0.00             | 4,862,500.00         | 4,862,500.00          |
| 03/08/2022                 | 10172        | GEN    | Sale           | 3130AMZC9   | 5,000,000.00  | 0.0M 0.50%                       | 07/12/2024       | 0.00                  | 0.00             | 4,855,000.00         | 4,855,000.00          |
| 03/10/2022                 | 10200        | GEN    | Purchase       | 3130AR5U1   | 5,500,000.00  | FHLBC 5.5M 2.05% Mat. 03/10/2026 | 03/10/2026       | -5,500,000.00         | 0.00             | 0.00                 | -5,500,000.00         |
| 03/24/2022                 | 10201        | GEN    | Purchase       | 3130ARAM3   | 5,000,000.00  | FHLBC 5.0M 2.01% Mat. 03/24/2026 | 03/24/2026       | -5,000,000.00         | 0.00             | 0.00                 | -5,000,000.00         |
| 03/24/2022                 | 10202        | GEN    | Purchase       | 3130ARAL5   | 5,000,000.00  | FHLBC 5.0M 2.15% Mat. 03/24/2027 | 03/24/2027       | -5,000,000.00         | 0.00             | 0.00                 | -5,000,000.00         |
| 03/31/2022                 | 10178        | GEN    | Interest       | 912828W71   | 10,000,000.00 | TNOTE 10.0M 2.13% Mat.           | 03/31/2024       | 0.00                  | 106,250.00       | 0.00                 | 106,250.00            |
| <b>Subtotal</b>            |              |        |                |             |               |                                  |                  | <b>-54,777,756.38</b> | <b>64,392.74</b> | <b>19,717,500.00</b> | <b>-34,995,863.64</b> |
| <b>Martinez IV Project</b> |              |        |                |             |               |                                  |                  |                       |                  |                      |                       |
| 02/28/2022                 | 10180        | MARTIV | Purchase       | 06366HD79   | 1,400,000.00  | BKMONT 1.4M 0.30% Mat.           | 04/07/2022       | -1,399,556.67         | 0.00             | 0.00                 | -1,399,556.67         |
| 03/01/2022                 | 10184        | MARTIV | Purchase       | 90328BER8   | 1,500,000.00  | USAACP 1.5M 0.42% Mat.           | 05/25/2022       | -1,498,512.50         | 0.00             | 0.00                 | -1,498,512.50         |
| 03/03/2022                 | 10190        | MARTIV | Purchase       | 19423KF33   | 500,000.00    | COLFLX 0.5M 0.65% Mat.           | 06/03/2022       | -499,169.44           | 0.00             | 0.00                 | -499,169.44           |
| 03/04/2022                 | 10192        | MARTIV | Purchase       | 19424JFW1   | 425,000.00    | COLCPV 0.4M 0.80% Mat.           | 06/30/2022       | -423,885.56           | 0.00             | 0.00                 | -423,885.56           |
| 03/04/2022                 | 10195        | MARTIV | Purchase       | 80285QHW3   | 300,000.00    | SANTCP 0.3M 0.81% Mat.           | 08/30/2022       | -298,791.75           | 0.00             | 0.00                 | -298,791.75           |
| 03/04/2022                 | 10198        | MARTIV | Purchase       | 912828TY6   | 350,000.00    | TNOTE 0.4M 1.63% Mat. 11/15/2022 | 11/15/2022       | -351,941.41           | -1,712.53        | 0.00                 | -353,653.94           |
| <b>Subtotal</b>            |              |        |                |             |               |                                  |                  | <b>-4,471,857.33</b>  | <b>-1,712.53</b> | <b>0.00</b>          | <b>-4,473,569.86</b>  |
| <b>Salitrillo Project</b>  |              |        |                |             |               |                                  |                  |                       |                  |                      |                       |
| 02/28/2022                 | 10179        | SALI   | Purchase       | 06366HD79   | 2,300,000.00  | BKMONT 2.3M 0.30% Mat.           | 04/07/2022       | -2,299,271.67         | 0.00             | 0.00                 | -2,299,271.67         |
| 03/01/2022                 | 10183        | SALI   | Purchase       | 90328BER8   | 2,400,000.00  | USAACP 2.4M 0.00% Mat.           | 05/25/2022       | -2,397,620.00         | 0.00             | 0.00                 | -2,397,620.00         |
| 03/02/2022                 | 10185        | SALI   | Purchase       | 78013WJP6   | 1,275,000.00  | RBCCP 1.3M 0.00% Mat. 09/23/2022 | 09/23/2022       | -1,268,828.65         | 0.00             | 0.00                 | -1,268,828.65         |
| 03/02/2022                 | 10186        | SALI   | Purchase       | 912828YW4   | 900,000.00    | TNOTE 0.9M 1.63% Mat. 12/15/2022 | 12/15/2022       | -905,203.13           | -3,093.75        | 0.00                 | -908,296.88           |
| 03/02/2022                 | 10187        | SALI   | Purchase       | 912828Z29   | 1,100,000.00  | TNOTE 1.1M 1.50% Mat. 01/15/2023 | 01/15/2023       | -1,104,855.47         | -2,096.69        | 0.00                 | -1,106,952.16         |
| 03/02/2022                 | 10188        | SALI   | Purchase       | 912828UN8   | 750,000.00    | TNOTE 0.8M 2.00% Mat. 02/15/2023 | 02/15/2023       | -756,796.88           | -621.55          | 0.00                 | -757,418.43           |
| 03/03/2022                 | 10189        | SALI   | Purchase       | 19423KF33   | 2,750,000.00  | COLFLX 2.8M 0.00% Mat.           | 06/03/2022       | -2,745,431.94         | 0.00             | 0.00                 | -2,745,431.94         |
| 03/04/2022                 | 10191        | SALI   | Purchase       | 19424JFW1   | 2,225,000.00  | COLCPV 2.2M 0.00% Mat.           | 06/30/2022       | -2,219,165.56         | 0.00             | 0.00                 | -2,219,165.56         |

Portfolio SARA  
AP

**San Antonio River Authority**  
**Cash Reconciliation Report**  
**For the Period January 1, 2022 - March 31, 2022**

| Trans.<br>Date            | Investment # | Fund | Trans.<br>Type | Security ID | Par<br>Value | Security Description             | Maturity<br>Date | Purchases             | Interest          | Redemptions          | Cash                  |
|---------------------------|--------------|------|----------------|-------------|--------------|----------------------------------|------------------|-----------------------|-------------------|----------------------|-----------------------|
| <b>Salitrillo Project</b> |              |      |                |             |              |                                  |                  |                       |                   |                      |                       |
| 03/04/2022                | 10194        | SALI | Purchase       | 80285QHW3   | 2,000,000.00 | SANTCP 2.0M 0.81% Mat.           | 08/30/2022       | -1,991,945.00         | 0.00              | 0.00                 | -1,991,945.00         |
| 03/04/2022                | 10196        | SALI | Purchase       | 912828YK0   | 2,200,000.00 | TNOTE 2.2M 1.38% Mat. 10/15/2022 | 10/15/2022       | -2,208,679.69         | -11,634.62        | 0.00                 | -2,220,314.31         |
| 03/04/2022                | 10197        | SALI | Purchase       | 912828TY6   | 1,600,000.00 | TNOTE 1.6M 1.63% Mat. 11/15/2022 | 11/15/2022       | -1,608,875.00         | -7,828.73         | 0.00                 | -1,616,703.73         |
| <b>Subtotal</b>           |              |      |                |             |              |                                  |                  | <b>-19,506,672.99</b> | <b>-25,275.34</b> | <b>0.00</b>          | <b>-19,531,948.33</b> |
| <b>Total</b>              |              |      |                |             |              |                                  |                  | <b>-78,756,286.70</b> | <b>37,404.87</b>  | <b>19,717,500.00</b> | <b>-59,001,381.83</b> |

**San Antonio River Authority  
 Purchases Report  
 Sorted by Fund - Fund  
 January 1, 2022 - March 31, 2022**

Patterson & Associates  
 901 S. MoPac  
 Suite 195  
 Austin, TX 78746  
 -

| CUSIP               | Investment # | Fund   | Sec. Type | Issuer | Original Par Value | Purchase Date | Payment Periods     | Principal Purchased | Accrued Interest at Purchase | Rate at Purchase | Maturity Date | YTM   | Ending Book Value |
|---------------------|--------------|--------|-----------|--------|--------------------|---------------|---------------------|---------------------|------------------------------|------------------|---------------|-------|-------------------|
| General Fund        |              |        |           |        |                    |               |                     |                     |                              |                  |               |       |                   |
| 8923A1KX8           | 10177        | GEN    | ACP       | TOYCPR | 10,000,000.00      | 02/03/2022    | 10/31 - At Maturity | 9,938,500.00        |                              |                  | 10/31/2022    | 0.833 | 9,951,483.33      |
| 912828W71           | 10178        | GEN    | TRC       | TNOTE  | 10,000,000.00      | 02/07/2022    | 03/31 - 09/30       | 10,186,718.75       | Received                     | 2.125            | 03/31/2024    | 1.239 | 10,174,080.06     |
| 91282CAJ0           | 10181        | GEN    | TRC       | TNOTE  | 5,000,000.00       | 02/28/2022    | 08/31 - 02/28       | 4,745,312.50        |                              | 0.250            | 08/31/2025    | 1.757 | 4,751,679.69      |
| 91282CCP4           | 10182        | GEN    | TRC       | TNOTE  | 5,500,000.00       | 02/28/2022    | 07/31 - 01/31       | 5,224,140.63        | 2,658.84                     | 0.625            | 07/31/2026    | 1.810 | 5,229,609.96      |
| 80285QHW3           | 10193        | GEN    | ACP       | SANTCP | 4,200,000.00       | 03/04/2022    | 08/30 - At Maturity | 4,183,084.50        |                              |                  | 08/30/2022    | 0.813 | 4,185,730.50      |
| 31422XVA7           | 10199        | GEN    | FAC       | FAMCAC | 5,000,000.00       | 03/08/2022    | 09/08 - 03/08       | 5,000,000.00        |                              | 2.300            | 03/08/2027    | 2.300 | 5,000,000.00      |
| 3130AR5U1           | 10200        | GEN    | FAC       | FHLBC  | 5,500,000.00       | 03/10/2022    | 09/10 - 03/10       | 5,500,000.00        |                              | 2.050            | 03/10/2026    | 2.050 | 5,500,000.00      |
| 3130ARAM3           | 10201        | GEN    | FAC       | FHLBC  | 5,000,000.00       | 03/24/2022    | 09/24 - 03/24       | 5,000,000.00        |                              | 2.010            | 03/24/2026    | 2.010 | 5,000,000.00      |
| 3130ARAL5           | 10202        | GEN    | FAC       | FHLBC  | 5,000,000.00       | 03/24/2022    | 09/24 - 03/24       | 5,000,000.00        |                              | 2.150            | 03/24/2027    | 2.150 | 5,000,000.00      |
| Subtotal            |              |        |           |        | 55,200,000.00      |               |                     | 54,777,756.38       | 2,658.84                     | 54,792,583.54    |               |       |                   |
| Martinez IV Project |              |        |           |        |                    |               |                     |                     |                              |                  |               |       |                   |
| 06366HD79           | 10180        | MARTIV | ACP       | BKMONT | 1,400,000.00       | 02/28/2022    | 04/07 - At Maturity | 1,399,556.67        |                              | 0.300            | 04/07/2022    | 0.300 | 1,399,930.00      |
| 90328BER8           | 10184        | MARTIV | ACP       | USAACP | 1,500,000.00       | 03/01/2022    | 05/25 - At Maturity | 1,498,512.50        |                              | 0.420            | 05/25/2022    | 0.420 | 1,499,055.00      |
| 19423KF33           | 10190        | MARTIV | ACP       | COLFLX | 500,000.00         | 03/03/2022    | 06/03 - At Maturity | 499,169.44          |                              | 0.650            | 06/03/2022    | 0.651 | 499,431.25        |
| 19424JFW1           | 10192        | MARTIV | ACP       | COLCPV | 425,000.00         | 03/04/2022    | 06/30 - At Maturity | 423,885.56          |                              | 0.800            | 06/30/2022    | 0.802 | 424,150.00        |
| 80285QHW3           | 10195        | MARTIV | ACP       | SANTCP | 300,000.00         | 03/04/2022    | 08/30 - At Maturity | 298,791.75          |                              | 0.810            | 08/30/2022    | 0.813 | 298,980.75        |
| 912828TY6           | 10198        | MARTIV | TRC       | TNOTE  | 350,000.00         | 03/04/2022    | 05/15 - 11/15       | 351,941.41          | 1,712.53                     | 1.625            | 11/15/2022    | 0.827 | 351,729.07        |
| Subtotal            |              |        |           |        | 4,475,000.00       |               |                     | 4,471,857.33        | 1,712.53                     | 4,473,276.07     |               |       |                   |
| Salitrillo Project  |              |        |           |        |                    |               |                     |                     |                              |                  |               |       |                   |
| 06366HD79           | 10179        | SALI   | ACP       | BKMONT | 2,300,000.00       | 02/28/2022    | 04/07 - At Maturity | 2,299,271.67        |                              | 0.300            | 04/07/2022    | 0.300 | 2,299,885.00      |
| 90328BER8           | 10183        | SALI   | ACP       | USAACP | 2,400,000.00       | 03/01/2022    | 05/25 - At Maturity | 2,397,620.00        |                              |                  | 05/25/2022    | 0.420 | 2,398,488.00      |
| 78013WJP6           | 10185        | SALI   | ACP       | RBCCP  | 1,275,000.00       | 03/02/2022    | 09/23 - At Maturity | 1,268,828.65        |                              |                  | 09/23/2022    | 0.871 | 1,269,731.77      |
| 912828YW4           | 10186        | SALI   | TRC       | TNOTE  | 900,000.00         | 03/02/2022    | 06/15 - 12/15       | 905,203.13          | 3,093.75                     | 1.625            | 12/15/2022    | 0.887 | 904,661.14        |
| 912828Z29           | 10187        | SALI   | TRC       | TNOTE  | 1,100,000.00       | 03/02/2022    | 07/15 - 01/15       | 1,104,855.47        | 2,096.69                     | 1.500            | 01/15/2023    | 0.990 | 1,104,398.84      |
| 912828UN8           | 10188        | SALI   | TRC       | TNOTE  | 750,000.00         | 03/02/2022    | 08/15 - 02/15       | 756,796.88          | 621.55                       | 2.000            | 02/15/2023    | 1.047 | 756,214.29        |
| 19423KF33           | 10189        | SALI   | ACP       | COLFLX | 2,750,000.00       | 03/03/2022    | 06/03 - At Maturity | 2,745,431.94        |                              |                  | 06/03/2022    | 0.651 | 2,746,871.87      |
| 19424JFW1           | 10191        | SALI   | ACP       | COLCPV | 2,225,000.00       | 03/04/2022    | 06/30 - At Maturity | 2,219,165.56        |                              |                  | 06/30/2022    | 0.802 | 2,220,550.00      |
| 80285QHW3           | 10194        | SALI   | ACP       | SANTCP | 2,000,000.00       | 03/04/2022    | 08/30 - At Maturity | 1,991,945.00        |                              | 0.810            | 08/30/2022    | 0.813 | 1,993,205.00      |
| 912828YK0           | 10196        | SALI   | TRC       | TNOTE  | 2,200,000.00       | 03/04/2022    | 04/15 - 10/15       | 2,208,679.69        | 11,634.62                    | 1.375            | 10/15/2022    | 0.731 | 2,207,599.55      |
| 912828TY6           | 10197        | SALI   | TRC       | TNOTE  | 1,600,000.00       | 03/04/2022    | 05/15 - 11/15       | 1,608,875.00        | 7,828.73                     | 1.625            | 11/15/2022    | 0.827 | 1,607,904.30      |

Received = Accrued Interest at Purchase was received by report ending date.

San Antonio River Authority  
Purchases Report  
January 1, 2022 - March 31, 2022

| CUSIP           | Investment # | Fund | Sec.<br>Type | Issuer | Original<br>Par Value | Purchase<br>Date | Payment Periods | Principal<br>Purchased | Accrued Interest<br>at Purchase | Rate at<br>Purchase | Maturity<br>Date | YTM | Ending<br>Book Value |
|-----------------|--------------|------|--------------|--------|-----------------------|------------------|-----------------|------------------------|---------------------------------|---------------------|------------------|-----|----------------------|
| Subtotal        |              |      |              |        | 19,500,000.00         |                  |                 | 19,506,672.99          | 25,275.34                       |                     |                  |     | 19,509,509.76        |
| Total Purchases |              |      |              |        | 79,175,000.00         |                  |                 | 78,756,286.70          | 29,646.71                       |                     |                  |     | 78,775,369.37        |





**San Antonio River Authority**  
**Maturity Report**  
**Sorted by Maturity Date**  
**Receipts during January 1, 2022 - March 31, 2022**

Patterson & Associates  
901 S. MoPac  
Suite 195  
Austin, TX 78746  
-

| CUSIP            | Investment # | Fund | Sec.<br>Type | Issuer | Par Value     | Maturity<br>Date | Purchase<br>Date | Rate<br>at Maturity | Book Value<br>at Maturity | Interest | Maturity<br>Proceeds | Net<br>Income |
|------------------|--------------|------|--------------|--------|---------------|------------------|------------------|---------------------|---------------------------|----------|----------------------|---------------|
| 80285QB17        | 10174        | GEN  | ACP          | SANTCP | 5,000,000.00  | 02/01/2022       | 08/12/2021       |                     | 5,000,000.00              | 0.00     | 5,000,000.00         | 0.00          |
| 80285QB17        | 10175        | GEN  | ACP          | SANTCP | 5,000,000.00  | 02/01/2022       | 08/12/2021       | 0.150               | 5,000,000.00              | 0.00     | 5,000,000.00         | 0.00          |
| Total Maturities |              |      |              |        | 10,000,000.00 |                  |                  |                     | 10,000,000.00             | 0.00     | 10,000,000.00        | 0.00          |



**San Antonio River Authority**  
**Sales/Call Report**  
**Sorted by Fund - Fund**  
**January 1, 2022 - March 31, 2022**

Patterson & Associates  
901 S. MoPac  
Suite 195  
Austin, TX 78746  
-

| CUSIP               | Investment # | Fund | Issuer<br>Sec. Type | Purchase<br>Date | Redem. Date<br>Matur. Date | Par<br>Value         | Rate at<br>Redem. | Book Value<br>at Redem. | Redemption<br>Principal | Redemption<br>Interest | Total<br>Amount      | Net Income         |
|---------------------|--------------|------|---------------------|------------------|----------------------------|----------------------|-------------------|-------------------------|-------------------------|------------------------|----------------------|--------------------|
| <b>General Fund</b> |              |      |                     |                  |                            |                      |                   |                         |                         |                        |                      |                    |
| 3130ALVY7           | 10169        | GEN  | FHLBC<br>FAC        | 04/15/2021       | 03/08/2022<br>04/15/2024   | 5,000,000.00         | 0.400             | 5,000,000.00            | 4,862,500.00            | 7,944.44               | 4,870,444.44<br>Sale | -129,555.56        |
| 3130AMZC9           | 10172        | GEN  | FHLBC<br>FAC        | 07/12/2021       | 03/08/2022<br>07/12/2024   | 5,000,000.00         | 0.500             | 5,000,000.00            | 4,855,000.00            | 3,888.89               | 4,858,888.89<br>Sale | -141,111.11        |
| <b>Subtotal</b>     |              |      |                     |                  |                            | <b>10,000,000.00</b> |                   | <b>10,000,000.00</b>    | <b>9,717,500.00</b>     | <b>11,833.33</b>       | <b>9,729,333.33</b>  | <b>-270,666.67</b> |
| <b>Total Sales</b>  |              |      |                     |                  |                            | <b>10,000,000.00</b> |                   | <b>10,000,000.00</b>    | <b>9,717,500.00</b>     | <b>11,833.33</b>       | <b>9,729,333.33</b>  | <b>-270,666.67</b> |

**San Antonio River Authority**  
**Interest Earnings**  
**Sorted by Fund - Fund**  
**January 1, 2022 - March 31, 2022**  
**Yield on Average Book Value**

Patterson & Associates  
 901 S. MoPac  
 Suite 195  
 Austin, TX 78746  
 -

|                           |              |        |               |                  |                      |                    |               |              |                  | Adjusted Interest Earnings |                         |                            |
|---------------------------|--------------|--------|---------------|------------------|----------------------|--------------------|---------------|--------------|------------------|----------------------------|-------------------------|----------------------------|
| CUSIP                     | Investment # | Fund   | Security Type | Ending Par Value | Beginning Book Value | Average Book Value | Maturity Date | Current Rate | Annualized Yield | Interest Earned            | Amortization/ Accretion | Adjusted Interest Earnings |
| Fund: General Fund        |              |        |               |                  |                      |                    |               |              |                  |                            |                         |                            |
| 91282CCP4                 | 10182        | GEN    | TRC           | 5,500,000.00     | 0.00                 | 1,858,474.93       | 07/31/2026    | 0.625        | 1.857            | 3,038.67                   | 5,469.33                | 8,508.00                   |
| 91282CAJ0                 | 10181        | GEN    | TRC           | 5,000,000.00     | 0.00                 | 1,688,389.54       | 08/31/2025    | 0.250        | 1.791            | 1,086.96                   | 6,367.19                | 7,454.15                   |
| 912828W71                 | 10178        | GEN    | TRC           | 10,000,000.00    | 0.00                 | 5,995,053.88       | 03/31/2024    | 2.125        | 1.238            | 30,937.74                  | -12,638.69              | 18,299.05                  |
| 3133EMVD1                 | 10168        | GEN    | FAC           | 5,000,000.00     | 4,998,368.06         | 4,999,158.56       | 04/05/2024    | 0.330        | 0.461            | 4,125.00                   | 1,562.50                | 5,687.50                   |
| 3133EMCQ3                 | 10165        | GEN    | FAC           | 10,000,000.00    | 10,000,000.00        | 10,000,000.00      | 10/13/2023    | 0.280        | 0.284            | 7,000.00                   | 0.00                    | 7,000.00                   |
| 3130ARAL5                 | 10202        | GEN    | FAC           | 5,000,000.00     | 0.00                 | 444,444.44         | 03/24/2027    | 2.150        | 1.907            | 2,090.28                   | 0.00                    | 2,090.28                   |
| 3130AMT85                 | 10171        | GEN    | FAC           | 5,000,000.00     | 5,000,000.00         | 5,000,000.00       | 06/28/2024    | 0.400        | 0.406            | 5,000.00                   | 0.00                    | 5,000.00                   |
| 3130AMZC9                 | 10172        | GEN    | FAC           | 0.00             | 5,000,000.00         | 3,666,666.67       | 07/12/2024    | 0.500        | -15.523          | 4,652.78                   | 0.00                    | 4,652.78                   |
| 3130AR5U1                 | 10200        | GEN    | FAC           | 5,500,000.00     | 0.00                 | 1,344,444.44       | 03/10/2026    | 2.050        | 1.984            | 6,577.08                   | 0.00                    | 6,577.08                   |
| 3130ANNS5                 | 10176        | GEN    | FAC           | 5,000,000.00     | 5,000,000.00         | 5,000,000.00       | 08/28/2024    | 0.500        | 0.507            | 6,250.00                   | 0.00                    | 6,250.00                   |
| 3130ALVY7                 | 10169        | GEN    | FAC           | 0.00             | 5,000,000.00         | 3,666,666.67       | 04/15/2024    | 0.400        | -14.797          | 3,722.22                   | 0.00                    | 3,722.22                   |
| 3130ARAM3                 | 10201        | GEN    | FAC           | 5,000,000.00     | 0.00                 | 444,444.44         | 03/24/2026    | 2.010        | 1.783            | 1,954.17                   | 0.00                    | 1,954.17                   |
| 92313                     | 10120        | GEN    | RR4           | 1,191,406.68     | 2,828,330.78         | 2,228,238.39       |               | 0.010        | 0.011            | 59.22                      | 0.00                    | 59.22                      |
| 59333NN90                 | 10164        | GEN    | MC1           | 5,000,000.00     | 5,000,000.00         | 5,000,000.00       | 04/01/2023    | 0.375        | 0.380            | 4,687.50                   | 0.00                    | 4,687.50                   |
| 78009BDV1                 | 10173        | GEN    | ACP           | 7,500,000.00     | 7,496,312.50         | 7,497,734.38       | 04/29/2022    |              | 0.152            | 0.00                       | 2,812.50                | 2,812.50                   |
| 80285QHW3                 | 10193        | GEN    | ACP           | 4,200,000.00     | 0.00                 | 1,301,830.37       | 08/30/2022    |              | 0.824            | 0.00                       | 2,646.00                | 2,646.00                   |
| 80285QB17                 | 10175        | GEN    | ACP           | 0.00             | 4,999,354.17         | 1,722,114.58       | 02/01/2022    | 0.150        | 0.152            | 0.00                       | 645.83                  | 645.83                     |
| 80285QB17                 | 10174        | GEN    | ACP           | 0.00             | 4,999,354.17         | 1,722,114.58       | 02/01/2022    |              | 0.152            | 0.00                       | 645.83                  | 645.83                     |
| 8923A1KX8                 | 10177        | GEN    | ACP           | 10,000,000.00    | 0.00                 | 6,298,566.85       | 10/31/2022    |              | 0.836            | 0.00                       | 12,983.33               | 12,983.33                  |
| 31422XVA7                 | 10199        | GEN    | FAC           | 5,000,000.00     | 0.00                 | 1,333,333.33       | 03/08/2027    | 2.300        | 2.235            | 7,347.22                   | 0.00                    | 7,347.22                   |
| Subtotal                  |              |        |               | 93,891,406.68    | 60,321,719.68        | 71,211,676.07      |               |              | 0.621            | 88,528.84                  | 20,493.82               | 109,022.66                 |
| Fund: Martinez IV Project |              |        |               |                  |                      |                    |               |              |                  |                            |                         |                            |
| 912828TY6                 | 10198        | MARTIV | TRC           | 350,000.00       | 0.00                 | 109,458.67         | 11/15/2022    | 1.625        | 0.843            | 439.92                     | -212.34                 | 227.58                     |
| 80285QHW3                 | 10195        | MARTIV | ACP           | 300,000.00       | 0.00                 | 92,987.88          | 08/30/2022    | 0.810        | 0.824            | 0.00                       | 189.00                  | 189.00                     |
| 06366HD79                 | 10180        | MARTIV | ACP           | 1,400,000.00     | 0.00                 | 497,688.59         | 04/07/2022    | 0.300        | 0.304            | 0.00                       | 373.33                  | 373.33                     |
| 90328BER8                 | 10184        | MARTIV | ACP           | 1,500,000.00     | 0.00                 | 516,250.75         | 05/25/2022    | 0.420        | 0.426            | 0.00                       | 542.50                  | 542.50                     |
| 19423KF33                 | 10190        | MARTIV | ACP           | 500,000.00       | 0.00                 | 160,887.12         | 06/03/2022    | 0.650        | 0.660            | 0.00                       | 261.81                  | 261.81                     |
| 19424JFW1                 | 10192        | MARTIV | ACP           | 425,000.00       | 0.00                 | 131,918.11         | 06/30/2022    | 0.800        | 0.813            | 0.00                       | 264.44                  | 264.44                     |

San Antonio River Authority  
Interest Earnings  
January 1, 2022 - March 31, 2022

|                          |              |      |               |                  |                      |                    |               |              |                  | Adjusted Interest Earnings |                         |                            |            |
|--------------------------|--------------|------|---------------|------------------|----------------------|--------------------|---------------|--------------|------------------|----------------------------|-------------------------|----------------------------|------------|
| CUSIP                    | Investment # | Fund | Security Type | Ending Par Value | Beginning Book Value | Average Book Value | Maturity Date | Current Rate | Annualized Yield | Interest Earned            | Amortization/ Accretion | Adjusted Interest Earnings |            |
| Subtotal                 |              |      |               | 4,475,000.00     | 0.00                 | 1,509,191.13       |               |              |                  | 0.499                      | 439.92                  | 1,418.74                   | 1,858.66   |
| Fund: Pooled Fund        |              |      |               |                  |                      |                    |               |              |                  |                            |                         |                            |            |
| 44979502                 | 10104        | POOL | RR3           | 10,772,327.83    | 12,490,706.63        | 15,323,353.70      |               | 0.154        | 0.072            | 2,727.69                   | 0.00                    | 2,727.69                   |            |
| 59079502                 | 10105        | POOL | RR3           | 33,988,355.51    | 66,967,005.86        | 62,751,229.83      |               | 0.272        | 0.138            | 21,349.65                  | 0.00                    | 21,349.65                  |            |
| Subtotal                 |              |      |               | 44,760,683.34    | 79,457,712.49        | 78,074,583.53      |               |              |                  | 0.125                      | 24,077.34               | 0.00                       | 24,077.34  |
| Fund: Salitrillo Project |              |      |               |                  |                      |                    |               |              |                  |                            |                         |                            |            |
| 912828YW4                | 10186        | SALI | TRC           | 900,000.00       | 0.00                 | 301,641.03         | 12/15/2022    | 1.625        | 0.892            | 1,205.36                   | -541.99                 | 663.37                     |            |
| 912828UN8                | 10188        | SALI | TRC           | 750,000.00       | 0.00                 | 252,165.29         | 02/15/2023    | 2.000        | 1.062            | 1,243.09                   | -582.59                 | 660.50                     |            |
| 912828Z29                | 10187        | SALI | TRC           | 1,100,000.00     | 0.00                 | 368,206.52         | 01/15/2023    | 1.500        | 1.003            | 1,367.40                   | -456.63                 | 910.77                     |            |
| 912828TY6                | 10197        | SALI | TRC           | 1,600,000.00     | 0.00                 | 500,382.50         | 11/15/2022    | 1.625        | 0.843            | 2,011.05                   | -970.70                 | 1,040.35                   |            |
| 912828YK0                | 10196        | SALI | TRC           | 2,200,000.00     | 0.00                 | 686,970.77         | 10/15/2022    | 1.375        | 0.736            | 2,326.92                   | -1,080.14               | 1,246.78                   |            |
| 78013WJP6                | 10185        | SALI | ACP           | 1,275,000.00     | 0.00                 | 423,098.42         | 09/23/2022    |              | 0.866            | 0.00                       | 903.12                  | 903.12                     |            |
| 80285QHW3                | 10194        | SALI | ACP           | 2,000,000.00     | 0.00                 | 619,919.22         | 08/30/2022    | 0.810        | 0.824            | 0.00                       | 1,260.00                | 1,260.00                   |            |
| 06366HD79                | 10179        | SALI | ACP           | 2,300,000.00     | 0.00                 | 817,631.26         | 04/07/2022    | 0.300        | 0.304            | 0.00                       | 613.33                  | 613.33                     |            |
| 90328BER8                | 10183        | SALI | ACP           | 2,400,000.00     | 0.00                 | 826,001.20         | 05/25/2022    |              | 0.426            | 0.00                       | 868.00                  | 868.00                     |            |
| 19423KF33                | 10189        | SALI | ACP           | 2,750,000.00     | 0.00                 | 884,879.17         | 06/03/2022    |              | 0.660            | 0.00                       | 1,439.93                | 1,439.93                   |            |
| 19424JFW1                | 10191        | SALI | ACP           | 2,225,000.00     | 0.00                 | 690,630.11         | 06/30/2022    |              | 0.813            | 0.00                       | 1,384.44                | 1,384.44                   |            |
| Subtotal                 |              |      |               | 19,500,000.00    | 0.00                 | 6,371,525.49       |               |              |                  | 0.700                      | 8,153.82                | 2,836.77                   | 10,990.59  |
| Total                    |              |      |               | 162,627,090.02   | 139,779,432.17       | 157,166,976.22     |               |              |                  | 0.377                      | 121,199.92              | 24,749.33                  | 145,949.25 |

**San Antonio River Authority**  
**Amortization Schedule**  
**January 1, 2022 - March 31, 2022**  
**Sorted By Fund - Fund**

Patterson & Associates  
 901 S. MoPac  
 Suite 195  
 Austin, TX 78746  
 -

| Investment #                           |        | Maturity Date            | Beginning Par Value    |                    |                              |                   | Amounts Amortized                |                              |                                  |                                       |
|--|--------|--------------------------|------------------------|--------------------|------------------------------|-------------------|----------------------------------|------------------------------|----------------------------------|---------------------------------------|
| Issuer                                 | Fund   | Amort. Date              | Current Rate           | Purchase Principal | Original Premium or Discount | Ending Book Value | And Unamortized As of 01/01/2022 | Amount Amortized This Period | Amt Amortized Through 03/31/2022 | Amount Unamortized Through 03/31/2022 |
| General Fund                           |        |                          |                        |                    |                              |                   |                                  |                              |                                  |                                       |
| 10165<br>FFCB Call Note                | GEN    | 10/13/2023<br>10/13/2021 | 10,000,000.00<br>0.280 | 9,988,700.00       | -11,300.00                   | 10,000,000.00     | 11,300.00<br>0.00                | 0.00                         | 11,300.00                        | 0.00                                  |
| 10168<br>FFCB Call Note                | GEN    | 04/05/2024<br>04/05/2022 | 5,000,000.00<br>0.330  | 4,993,750.00       | -6,250.00                    | 4,999,930.56      | 4,618.06<br>-1,631.94            | 1,562.50                     | 6,180.56                         | -69.44                                |
| 10164<br>Miami-Dade County FL          | GEN    | 04/01/2023<br>10/01/2021 | 5,000,000.00<br>0.375  | 4,986,950.00       | -13,050.00                   | 5,000,000.00      | 13,050.00<br>0.00                | 0.00                         | 13,050.00                        | 0.00                                  |
| 10173<br>Royal Bank of Canada CP       | GEN    | 04/29/2022               | 7,500,000.00           | 7,491,656.25       | -8,343.75                    | 7,499,125.00      | 4,656.25<br>-3,687.50            | 2,812.50                     | 7,468.75                         | -875.00                               |
| 10174<br>Santander UK CP               | GEN    | 02/01/2022               | 5,000,000.00           | 4,996,395.85       | -3,604.15                    | 0.00              | 2,958.32<br>-645.83              | 645.83                       | 3,604.15                         | 0.00                                  |
| 10175<br>Santander UK CP               | GEN    | 02/01/2022               | 5,000,000.00<br>0.150  | 4,996,395.85       | -3,604.15                    | 0.00              | 2,958.32<br>-645.83              | 645.83                       | 3,604.15                         | 0.00                                  |
| 10193<br>Santander UK CP               | GEN    | 08/30/2022               | 4,200,000.00           | 4,183,084.50       | -16,915.50                   | 4,185,730.50      | 0.00<br>-16,915.50               | 2,646.00                     | 2,646.00                         | -14,269.50                            |
| 10178<br>T Note                        | GEN    | 03/31/2024               | 10,000,000.00<br>2.125 | 10,186,718.75      | 186,718.75                   | 10,174,080.06     | 0.00<br>186,718.75               | -12,638.69                   | -12,638.69                       | 174,080.06                            |
| 10181<br>T Note                        | GEN    | 08/31/2025               | 5,000,000.00<br>0.250  | 4,745,312.50       | -254,687.50                  | 4,751,679.69      | 0.00<br>-254,687.50              | 6,367.19                     | 6,367.19                         | -248,320.31                           |
| 10182<br>T Note                        | GEN    | 07/31/2026               | 5,500,000.00<br>0.625  | 5,224,140.63       | -275,859.37                  | 5,229,609.96      | 0.00<br>-275,859.37              | 5,469.33                     | 5,469.33                         | -270,390.04                           |
| 10177<br>Toyota Credit Puerto Rico CP  | GEN    | 10/31/2022               | 10,000,000.00          | 9,938,500.00       | -61,500.00                   | 9,951,483.33      | 0.00<br>-61,500.00               | 12,983.33                    | 12,983.33                        | -48,516.67                            |
| Subtotal                               |        |                          |                        | 71,731,604.33      | -468,395.67                  | 61,791,639.10     | 39,540.95<br>-428,854.72         | 20,493.82                    | 60,034.77                        | -408,360.90                           |
| Martinez IV Project                    |        |                          |                        |                    |                              |                   |                                  |                              |                                  |                                       |
| 10180<br>Bank of Montreal CP           | MARTIV | 04/07/2022               | 1,400,000.00<br>0.300  | 1,399,556.67       | -443.33                      | 1,399,930.00      | 0.00<br>-443.33                  | 373.33                       | 373.33                           | -70.00                                |
| 10192<br>Collateralized CP V           | MARTIV | 06/30/2022               | 425,000.00<br>0.800    | 423,885.56         | -1,114.44                    | 424,150.00        | 0.00<br>-1,114.44                | 264.44                       | 264.44                           | -850.00                               |
| 10190<br>Collateralized CP Flex CO LLC | MARTIV | 06/03/2022               | 500,000.00<br>0.650    | 499,169.44         | -830.56                      | 499,431.25        | 0.00<br>-830.56                  | 261.81                       | 261.81                           | -568.75                               |
| 10195<br>Santander UK CP               | MARTIV | 08/30/2022               | 300,000.00<br>0.810    | 298,791.75         | -1,208.25                    | 298,980.75        | 0.00<br>-1,208.25                | 189.00                       | 189.00                           | -1,019.25                             |

**San Antonio River Authority**  
**Amortization Schedule**  
**January 1, 2022 - March 31, 2022**

Page 2

| Investment #                        |        | Maturity Date | Beginning Par Value   |                      |                              |                      | Amounts Amortized                |                              |                                  |                                       |
|-------------------------------------|--------|---------------|-----------------------|----------------------|------------------------------|----------------------|----------------------------------|------------------------------|----------------------------------|---------------------------------------|
| Issuer                              | Fund   | Amort. Date   | Current Rate          | Purchase Principal   | Original Premium or Discount | Ending Book Value    | And Unamortized As of 01/01/2022 | Amount Amortized This Period | Amt Amortized Through 03/31/2022 | Amount Unamortized Through 03/31/2022 |
| <b>Martinez IV Project</b>          |        |               |                       |                      |                              |                      |                                  |                              |                                  |                                       |
| 10198 T Note                        | MARTIV | 11/15/2022    | 350,000.00<br>1.625   | 351,941.41           | 1,941.41                     | 351,729.07           | 0.00<br>1,941.41                 | -212.34                      | -212.34                          | 1,729.07                              |
| 10184 USAA Capital Corp CP          | MARTIV | 05/25/2022    | 1,500,000.00<br>0.420 | 1,498,512.50         | -1,487.50                    | 1,499,055.00         | 0.00<br>-1,487.50                | 542.50                       | 542.50                           | -945.00                               |
| <b>Subtotal</b>                     |        |               |                       | <b>4,471,857.33</b>  | <b>-3,142.67</b>             | <b>4,473,276.07</b>  | <b>0.00<br/>-3,142.67</b>        | <b>1,418.74</b>              | <b>1,418.74</b>                  | <b>-1,723.93</b>                      |
| <b>Salitrillo Project</b>           |        |               |                       |                      |                              |                      |                                  |                              |                                  |                                       |
| 10179 Bank of Montreal CP           | SALI   | 04/07/2022    | 2,300,000.00<br>0.300 | 2,299,271.67         | -728.33                      | 2,299,885.00         | 0.00<br>-728.33                  | 613.33                       | 613.33                           | -115.00                               |
| 10191 Collateralized CP V           | SALI   | 06/30/2022    | 2,225,000.00          | 2,219,165.56         | -5,834.44                    | 2,220,550.00         | 0.00<br>-5,834.44                | 1,384.44                     | 1,384.44                         | -4,450.00                             |
| 10189 Collateralized CP Flex CO LLC | SALI   | 06/03/2022    | 2,750,000.00          | 2,745,431.94         | -4,568.06                    | 2,746,871.87         | 0.00<br>-4,568.06                | 1,439.93                     | 1,439.93                         | -3,128.13                             |
| 10185 Royal Bank of Canada CP       | SALI   | 09/23/2022    | 1,275,000.00          | 1,268,828.65         | -6,171.35                    | 1,269,731.77         | 0.00<br>-6,171.35                | 903.12                       | 903.12                           | -5,268.23                             |
| 10194 Santander UK CP               | SALI   | 08/30/2022    | 2,000,000.00<br>0.810 | 1,991,945.00         | -8,055.00                    | 1,993,205.00         | 0.00<br>-8,055.00                | 1,260.00                     | 1,260.00                         | -6,795.00                             |
| 10186 T Note                        | SALI   | 12/15/2022    | 900,000.00<br>1.625   | 905,203.13           | 5,203.13                     | 904,661.14           | 0.00<br>5,203.13                 | -541.99                      | -541.99                          | 4,661.14                              |
| 10187 T Note                        | SALI   | 01/15/2023    | 1,100,000.00<br>1.500 | 1,104,855.47         | 4,855.47                     | 1,104,398.84         | 0.00<br>4,855.47                 | -456.63                      | -456.63                          | 4,398.84                              |
| 10188 T Note                        | SALI   | 02/15/2023    | 750,000.00<br>2.000   | 756,796.88           | 6,796.88                     | 756,214.29           | 0.00<br>6,796.88                 | -582.59                      | -582.59                          | 6,214.29                              |
| 10196 T Note                        | SALI   | 10/15/2022    | 2,200,000.00<br>1.375 | 2,208,679.69         | 8,679.69                     | 2,207,599.55         | 0.00<br>8,679.69                 | -1,080.14                    | -1,080.14                        | 7,599.55                              |
| 10197 T Note                        | SALI   | 11/15/2022    | 1,600,000.00<br>1.625 | 1,608,875.00         | 8,875.00                     | 1,607,904.30         | 0.00<br>8,875.00                 | -970.70                      | -970.70                          | 7,904.30                              |
| 10183 USAA Capital Corp CP          | SALI   | 05/25/2022    | 2,400,000.00          | 2,397,620.00         | -2,380.00                    | 2,398,488.00         | 0.00<br>-2,380.00                | 868.00                       | 868.00                           | -1,512.00                             |
| <b>Subtotal</b>                     |        |               |                       | <b>19,506,672.99</b> | <b>6,672.99</b>              | <b>19,509,509.76</b> | <b>0.00<br/>6,672.99</b>         | <b>2,836.77</b>              | <b>2,836.77</b>                  | <b>9,509.76</b>                       |
| <b>Total</b>                        |        |               |                       | <b>95,710,134.65</b> | <b>-464,865.35</b>           | <b>85,774,424.93</b> | <b>39,540.95<br/>-425,324.40</b> | <b>24,749.33</b>             | <b>64,290.28</b>                 | <b>-400,575.07</b>                    |

**San Antonio River Authority**  
**Projected Cashflow Report**  
**Sorted by Monthly**  
**For the Period April 1, 2022 - October 31, 2022**

Patterson & Associates  
 901 S. MoPac  
 Suite 195  
 Austin, TX 78746  
 -

| Projected<br>Trans. Date    | Investment # | Fund   | Security ID | Transaction<br>Type | Issuer                        | Par Value            | Original Cost        | Principal            | Interest         | Total                |
|-----------------------------|--------------|--------|-------------|---------------------|-------------------------------|----------------------|----------------------|----------------------|------------------|----------------------|
| <b>April 2022</b>           |              |        |             |                     |                               |                      |                      |                      |                  |                      |
| 04/01/2022                  | 10164        | GEN    | 59333NN90   | Interest            | Miami-Dade County FL          | 0.00                 | 0.00                 | 0.00                 | 9,375.00         | 9,375.00             |
| 04/05/2022                  | 10168        | GEN    | 3133EMVD1   | Interest            | FFCB Call Note                | 0.00                 | 0.00                 | 0.00                 | 8,250.00         | 8,250.00             |
| 04/05/2022                  | 10168        | GEN    | 3133EMVD1   | Call                | FFCB Call Note                | 5,000,000.00         | 4,993,750.00         | 5,000,000.00         | 0.00             | 5,000,000.00         |
| 04/07/2022                  | 10179        | SALI   | 06366HD79   | Maturity            | Bank of Montreal CP           | 2,300,000.00         | 2,299,271.67         | 2,300,000.00         | 0.00             | 2,300,000.00         |
| 04/07/2022                  | 10180        | MARTIV | 06366HD79   | Maturity            | Bank of Montreal CP           | 1,400,000.00         | 1,399,556.67         | 1,400,000.00         | 0.00             | 1,400,000.00         |
| 04/13/2022                  | 10165        | GEN    | 3133EMCQ3   | Interest            | FFCB Call Note                | 0.00                 | 0.00                 | 0.00                 | 14,000.00        | 14,000.00            |
| 04/15/2022                  | 10196        | SALI   | 912828YK0   | Interest            | T Note                        | 0.00                 | 0.00                 | 0.00                 | 15,125.00        | 15,125.00            |
| 04/29/2022                  | 10173        | GEN    | 78009BDV1   | Maturity            | Royal Bank of Canada CP       | 7,500,000.00         | 7,491,656.25         | 7,500,000.00         | 0.00             | 7,500,000.00         |
| <b>Total for April 2022</b> |              |        |             |                     |                               | <b>16,200,000.00</b> | <b>16,184,234.59</b> | <b>16,200,000.00</b> | <b>46,750.00</b> | <b>16,246,750.00</b> |
| <b>May 2022</b>             |              |        |             |                     |                               |                      |                      |                      |                  |                      |
| 05/15/2022                  | 10197        | SALI   | 912828TY6   | Interest            | T Note                        | 0.00                 | 0.00                 | 0.00                 | 13,000.00        | 13,000.00            |
| 05/15/2022                  | 10198        | MARTIV | 912828TY6   | Interest            | T Note                        | 0.00                 | 0.00                 | 0.00                 | 2,843.75         | 2,843.75             |
| 05/25/2022                  | 10183        | SALI   | 90328BER8   | Maturity            | USAA Capital Corp CP          | 2,400,000.00         | 2,397,620.00         | 2,400,000.00         | 0.00             | 2,400,000.00         |
| 05/25/2022                  | 10184        | MARTIV | 90328BER8   | Maturity            | USAA Capital Corp CP          | 1,500,000.00         | 1,498,512.50         | 1,500,000.00         | 0.00             | 1,500,000.00         |
| 05/28/2022                  | 10176        | GEN    | 3130ANNS5   | Call                | FHLB Call Note                | 5,000,000.00         | 5,000,000.00         | 5,000,000.00         | 0.00             | 5,000,000.00         |
| <b>Total for May 2022</b>   |              |        |             |                     |                               | <b>8,900,000.00</b>  | <b>8,896,132.50</b>  | <b>8,900,000.00</b>  | <b>15,843.75</b> | <b>8,915,843.75</b>  |
| <b>June 2022</b>            |              |        |             |                     |                               |                      |                      |                      |                  |                      |
| 06/03/2022                  | 10189        | SALI   | 19423KF33   | Maturity            | Collateralized CP Flex CO LLC | 2,750,000.00         | 2,745,431.94         | 2,750,000.00         | 0.00             | 2,750,000.00         |
| 06/03/2022                  | 10190        | MARTIV | 19423KF33   | Maturity            | Collateralized CP Flex CO LLC | 500,000.00           | 499,169.44           | 500,000.00           | 0.00             | 500,000.00           |
| 06/15/2022                  | 10186        | SALI   | 912828YW4   | Interest            | T Note                        | 0.00                 | 0.00                 | 0.00                 | 7,312.50         | 7,312.50             |
| 06/28/2022                  | 10171        | GEN    | 3130AMT85   | Interest            | FHLB Call Note                | 0.00                 | 0.00                 | 0.00                 | 10,000.00        | 10,000.00            |
| 06/28/2022                  | 10171        | GEN    | 3130AMT85   | Call                | FHLB Call Note                | 5,000,000.00         | 5,000,000.00         | 5,000,000.00         | 0.00             | 5,000,000.00         |
| 06/30/2022                  | 10191        | SALI   | 19424JFW1   | Maturity            | Collateralized CP V           | 2,225,000.00         | 2,219,165.56         | 2,225,000.00         | 0.00             | 2,225,000.00         |
| 06/30/2022                  | 10192        | MARTIV | 19424JFW1   | Maturity            | Collateralized CP V           | 425,000.00           | 423,885.56           | 425,000.00           | 0.00             | 425,000.00           |
| <b>Total for June 2022</b>  |              |        |             |                     |                               | <b>10,900,000.00</b> | <b>10,887,652.50</b> | <b>10,900,000.00</b> | <b>17,312.50</b> | <b>10,917,312.50</b> |
| <b>July 2022</b>            |              |        |             |                     |                               |                      |                      |                      |                  |                      |
| 07/15/2022                  | 10187        | SALI   | 912828Z29   | Interest            | T Note                        | 0.00                 | 0.00                 | 0.00                 | 8,250.00         | 8,250.00             |
| 07/31/2022                  | 10182        | GEN    | 91282CCP4   | Interest            | T Note                        | 0.00                 | 0.00                 | 0.00                 | 17,187.50        | 17,187.50            |
| <b>Total for July 2022</b>  |              |        |             |                     |                               | <b>0.00</b>          | <b>0.00</b>          | <b>0.00</b>          | <b>25,437.50</b> | <b>25,437.50</b>     |

**San Antonio River Authority**  
**Projected Cashflow Report**  
**For the Period April 1, 2022 - October 31, 2022**

Page 2

| Projected<br>Trans. Date        | Investment # | Fund   | Security ID | Transaction<br>Type | Issuer                       | Par Value            | Original Cost        | Principal            | Interest          | Total                |
|---------------------------------|--------------|--------|-------------|---------------------|------------------------------|----------------------|----------------------|----------------------|-------------------|----------------------|
| <b>August 2022</b>              |              |        |             |                     |                              |                      |                      |                      |                   |                      |
| 08/15/2022                      | 10188        | SALI   | 912828UN8   | Interest            | T Note                       | 0.00                 | 0.00                 | 0.00                 | 7,500.00          | 7,500.00             |
| 08/28/2022                      | 10176        | GEN    | 3130ANNS5   | Interest            | FHLB Call Note               | 0.00                 | 0.00                 | 0.00                 | 12,500.00         | 12,500.00            |
| 08/30/2022                      | 10193        | GEN    | 80285QHW3   | Maturity            | Santander UK CP              | 4,200,000.00         | 4,183,084.50         | 4,200,000.00         | 0.00              | 4,200,000.00         |
| 08/30/2022                      | 10194        | SALI   | 80285QHW3   | Maturity            | Santander UK CP              | 2,000,000.00         | 1,991,945.00         | 2,000,000.00         | 0.00              | 2,000,000.00         |
| 08/30/2022                      | 10195        | MARTIV | 80285QHW3   | Maturity            | Santander UK CP              | 300,000.00           | 298,791.75           | 300,000.00           | 0.00              | 300,000.00           |
| 08/31/2022                      | 10181        | GEN    | 91282CAJ0   | Interest            | T Note                       | 0.00                 | 0.00                 | 0.00                 | 6,250.00          | 6,250.00             |
| <b>Total for August 2022</b>    |              |        |             |                     |                              | <b>6,500,000.00</b>  | <b>6,473,821.25</b>  | <b>6,500,000.00</b>  | <b>26,250.00</b>  | <b>6,526,250.00</b>  |
| <b>September 2022</b>           |              |        |             |                     |                              |                      |                      |                      |                   |                      |
| 09/08/2022                      | 10199        | GEN    | 31422XVA7   | Interest            | FRMAC Call Note              | 0.00                 | 0.00                 | 0.00                 | 57,500.00         | 57,500.00            |
| 09/10/2022                      | 10200        | GEN    | 3130AR5U1   | Interest            | FHLB Call Note               | 0.00                 | 0.00                 | 0.00                 | 56,375.00         | 56,375.00            |
| 09/23/2022                      | 10185        | SALI   | 78013WJP6   | Maturity            | Royal Bank of Canada CP      | 1,275,000.00         | 1,268,828.65         | 1,275,000.00         | 0.00              | 1,275,000.00         |
| 09/24/2022                      | 10201        | GEN    | 3130ARAM3   | Interest            | FHLB Call Note               | 0.00                 | 0.00                 | 0.00                 | 50,250.00         | 50,250.00            |
| 09/24/2022                      | 10202        | GEN    | 3130ARAL5   | Interest            | FHLB Call Note               | 0.00                 | 0.00                 | 0.00                 | 53,750.00         | 53,750.00            |
| 09/30/2022                      | 10178        | GEN    | 912828W71   | Interest            | T Note                       | 0.00                 | 0.00                 | 0.00                 | 106,250.00        | 106,250.00           |
| <b>Total for September 2022</b> |              |        |             |                     |                              | <b>1,275,000.00</b>  | <b>1,268,828.65</b>  | <b>1,275,000.00</b>  | <b>324,125.00</b> | <b>1,599,125.00</b>  |
| <b>October 2022</b>             |              |        |             |                     |                              |                      |                      |                      |                   |                      |
| 10/01/2022                      | 10164        | GEN    | 59333NN90   | Interest            | Miami-Dade County FL         | 0.00                 | 0.00                 | 0.00                 | 9,375.00          | 9,375.00             |
| 10/01/2022                      | 10164        | GEN    | 59333NN90   | Call                | Miami-Dade County FL         | 5,000,000.00         | 4,986,950.00         | 5,000,000.00         | 0.00              | 5,000,000.00         |
| 10/05/2022                      | 10168        | GEN    | 3133EMVD1   | Interest            | FFCB Call Note               | 0.00                 | 0.00                 | 0.00                 | 8,250.00          | 8,250.00             |
| 10/13/2022                      | 10165        | GEN    | 3133EMCQ3   | Interest            | FFCB Call Note               | 0.00                 | 0.00                 | 0.00                 | 14,000.00         | 14,000.00            |
| 10/15/2022                      | 10196        | SALI   | 912828YK0   | Maturity            | T Note                       | 2,200,000.00         | 2,208,679.69         | 2,200,000.00         | 15,125.00         | 2,215,125.00         |
| 10/31/2022                      | 10177        | GEN    | 8923A1KX8   | Maturity            | Toyota Credit Puerto Rico CP | 10,000,000.00        | 9,938,500.00         | 10,000,000.00        | 0.00              | 10,000,000.00        |
| <b>Total for October 2022</b>   |              |        |             |                     |                              | <b>17,200,000.00</b> | <b>17,134,129.69</b> | <b>17,200,000.00</b> | <b>46,750.00</b>  | <b>17,246,750.00</b> |
| <b>GRAND TOTALS:</b>            |              |        |             |                     |                              | <b>60,975,000.00</b> | <b>60,844,799.18</b> | <b>60,975,000.00</b> | <b>502,468.75</b> | <b>61,477,468.75</b> |



**San Antonio River Authority**  
**Texas Compliance Change in Val Report**  
**Sorted by Fund**  
**January 1, 2022 - March 31, 2022**

Patterson & Associates  
 901 S. MoPac  
 Suite 195  
 Austin, TX 78746  
 -

| Inv #                     | Issuer        | Fund  | Purch Date | Interest Accrual  | Beginning Book Value   |                      |                |                 | Ending Book Value   |
|---------------------------|---------------|-------|------------|-------------------|------------------------|----------------------|----------------|-----------------|---------------------|
| Cusip                     | Par Value     | YTM   | Mat Date   | Interest Received | Beginning Market Value | Purchases/ Additions | Redemptions    | Change in Value | Ending Market Value |
| <b>Fund: General Fund</b> |               |       |            |                   |                        |                      |                |                 |                     |
| 10120                     | FBPFC         | GEN   | 10/01/2017 | 59.22             | 2,828,330.78           | 150,121,989.45       | 151,758,913.55 | -1,636,924.10   | 1,191,406.68        |
| 92313                     | 1,191,406.68  | 0.010 | / /        | 59.22             | 2,828,330.78           | 150,121,989.45       | 151,758,913.55 | -1,636,924.10   | 1,191,406.68        |
| 10164                     | MIAMI         | GEN   | 09/30/2020 | 4,687.50          | 5,000,000.00           | 0.00                 | 0.00           | 0.00            | 5,000,000.00        |
| 59333NN90                 | 5,000,000.00  | 0.480 | 04/01/2023 | 0.00              | 4,973,350.00           | 0.00                 | 0.00           | -45,800.00      | 4,927,550.00        |
| 10165                     | FFCBC         | GEN   | 10/15/2020 | 7,000.00          | 10,000,000.00          | 0.00                 | 0.00           | 0.00            | 10,000,000.00       |
| 3133EMCQ3                 | 10,000,000.00 | 0.317 | 10/13/2023 | 0.00              | 9,927,879.90           | 0.00                 | 0.00           | -193,756.80     | 9,734,123.10        |
| 10168                     | FFCBC         | GEN   | 04/05/2021 | 4,125.00          | 4,998,368.06           | 0.00                 | 0.00           | 1,562.50        | 4,999,930.56        |
| 3133EMVD1                 | 5,000,000.00  | 0.371 | 04/05/2024 | 0.00              | 4,940,476.50           | 0.00                 | 0.00           | -136,202.30     | 4,804,274.20        |
| 10169                     | FHLBC         | GEN   | 04/15/2021 | 3,722.22          | 5,000,000.00           | 0.00                 | 4,862,500.00   | -5,000,000.00   | 0.00                |
| 3130ALVY7                 | 0.00          | 0.000 | 04/15/2024 | 7,944.44          | 4,967,264.35           | 0.00                 | 4,862,500.00   | -4,967,264.35   | 0.00                |
| 10171                     | FHLBC         | GEN   | 06/28/2021 | 5,000.00          | 5,000,000.00           | 0.00                 | 0.00           | 0.00            | 5,000,000.00        |
| 3130AMT85                 | 5,000,000.00  | 0.400 | 06/28/2024 | 0.00              | 4,958,709.20           | 0.00                 | 0.00           | -150,447.25     | 4,808,261.95        |
| 10172                     | FHLBC         | GEN   | 07/12/2021 | 4,652.78          | 5,000,000.00           | 0.00                 | 4,855,000.00   | -5,000,000.00   | 0.00                |
| 3130AMZC9                 | 0.00          | 0.000 | 07/12/2024 | 16,388.89         | 4,966,878.00           | 0.00                 | 4,855,000.00   | -4,966,878.00   | 0.00                |
| 10173                     | RBCCP         | GEN   | 08/05/2021 | 0.00              | 7,496,312.50           | 0.00                 | 0.00           | 2,812.50        | 7,499,125.00        |
| 78009BDV1                 | 7,500,000.00  | 0.152 | 04/29/2022 | 0.00              | 7,493,820.00           | 0.00                 | 0.00           | 3,690.00        | 7,497,510.00        |
| 10174                     | SANTCP        | GEN   | 08/12/2021 | 0.00              | 4,999,354.17           | 0.00                 | 5,000,000.00   | -4,999,354.17   | 0.00                |
| 80285QB17                 | 0.00          | 0.000 | 02/01/2022 | 0.00              | 4,999,625.00           | 0.00                 | 5,000,000.00   | -4,999,625.00   | 0.00                |
| 10175                     | SANTCP        | GEN   | 08/12/2021 | 0.00              | 4,999,354.17           | 0.00                 | 5,000,000.00   | -4,999,354.17   | 0.00                |
| 80285QB17                 | 0.00          | 0.000 | 02/01/2022 | 0.00              | 4,999,625.00           | 0.00                 | 5,000,000.00   | -4,999,625.00   | 0.00                |
| 10176                     | FHLBC         | GEN   | 08/30/2021 | 6,250.00          | 5,000,000.00           | 0.00                 | 0.00           | 0.00            | 5,000,000.00        |
| 3130ANNS5                 | 5,000,000.00  | 0.500 | 08/28/2024 | 12,361.11         | 4,959,372.40           | 0.00                 | 0.00           | -159,406.70     | 4,799,965.70        |

Portfolio SARA

**San Antonio River Authority**  
**Texas Compliance Change in Val Report**  
**January 1, 2022 - March 31, 2022**

**Page 2**

| Inv #                                     | Issuer        | Fund   | Purch Date | Interest Accrual  | Beginning Book Value   |                      |                |                 | Ending Book Value   |
|---|---------------|--------|------------|-------------------|------------------------|----------------------|----------------|-----------------|---------------------|
| Cusip                                     | Par Value     | YTM    | Mat Date   | Interest Received | Beginning Market Value | Purchases/ Additions | Redemptions    | Change in Value | Ending Market Value |
| 10177                                     | TOYCPR        | GEN    | 02/03/2022 | 0.00              | 0.00                   | 9,938,500.00         | 0.00           | 9,951,483.33    | 9,951,483.33        |
| 8923A1KX8                                 | 10,000,000.00 | 0.833  | 10/31/2022 | 0.00              | 0.00                   | 9,938,500.00         | 0.00           | 9,915,820.00    | 9,915,820.00        |
| 10178                                     | TNOTE         | GEN    | 02/07/2022 | 30,937.74         | 0.00                   | 10,186,718.75        | 0.00           | 10,174,080.06   | 10,174,080.06       |
| 912828W71                                 | 10,000,000.00 | 1.239  | 03/31/2024 | 30,357.14         | 0.00                   | 10,186,718.75        | 0.00           | 9,964,450.00    | 9,964,450.00        |
| 10181                                     | TNOTE         | GEN    | 02/28/2022 | 1,086.96          | 0.00                   | 4,745,312.50         | 0.00           | 4,751,679.69    | 4,751,679.69        |
| 91282CAJ0                                 | 5,000,000.00  | 1.756  | 08/31/2025 | 0.00              | 0.00                   | 4,745,312.50         | 0.00           | 4,631,640.00    | 4,631,640.00        |
| 10182                                     | TNOTE         | GEN    | 02/28/2022 | 3,038.67          | 0.00                   | 5,224,140.63         | 0.00           | 5,229,609.96    | 5,229,609.96        |
| 91282CCP4                                 | 5,500,000.00  | 1.810  | 07/31/2026 | 0.00              | 0.00                   | 5,224,140.63         | 0.00           | 5,081,912.00    | 5,081,912.00        |
| 10193                                     | SANTCP        | GEN    | 03/04/2022 | 0.00              | 0.00                   | 4,183,084.50         | 0.00           | 4,185,730.50    | 4,185,730.50        |
| 80285QHW3                                 | 4,200,000.00  | 0.813  | 08/30/2022 | 0.00              | 0.00                   | 4,183,084.50         | 0.00           | 4,179,462.00    | 4,179,462.00        |
| 10199                                     | FAMCAC        | GEN    | 03/08/2022 | 7,347.22          | 0.00                   | 5,000,000.00         | 0.00           | 5,000,000.00    | 5,000,000.00        |
| 31422XVA7                                 | 5,000,000.00  | 2.300  | 03/08/2027 | 0.00              | 0.00                   | 5,000,000.00         | 0.00           | 4,899,135.45    | 4,899,135.45        |
| 10200                                     | FHLBC         | GEN    | 03/10/2022 | 6,577.08          | 0.00                   | 5,500,000.00         | 0.00           | 5,500,000.00    | 5,500,000.00        |
| 3130AR5U1                                 | 5,500,000.00  | 2.050  | 03/10/2026 | 0.00              | 0.00                   | 5,500,000.00         | 0.00           | 5,399,834.72    | 5,399,834.72        |
| 10201                                     | FHLBC         | GEN    | 03/24/2022 | 1,954.17          | 0.00                   | 5,000,000.00         | 0.00           | 5,000,000.00    | 5,000,000.00        |
| 3130ARAM3                                 | 5,000,000.00  | 2.010  | 03/24/2026 | 0.00              | 0.00                   | 5,000,000.00         | 0.00           | 4,901,830.95    | 4,901,830.95        |
| 10202                                     | FHLBC         | GEN    | 03/24/2022 | 2,090.28          | 0.00                   | 5,000,000.00         | 0.00           | 5,000,000.00    | 5,000,000.00        |
| 3130ARAL5                                 | 5,000,000.00  | 2.150  | 03/24/2027 | 0.00              | 0.00                   | 5,000,000.00         | 0.00           | 4,880,906.30    | 4,880,906.30        |
| <b>Sub Totals For: Fund: General Fund</b> |               |        |            | 88,528.84         | 60,321,719.68          | 204,899,745.83       | 171,476,413.55 | 33,161,326.10   | 93,483,045.78       |
|   |               |        |            | 67,110.80         | 60,015,331.13          | 204,899,745.83       | 171,476,413.55 | 31,602,751.92   | 91,618,083.05       |
| <b>Fund: Martinez IV Project</b>          |               |        |            |                   |                        |                      |                |                 |                     |
| 10180                                     | BKMONT        | MARTIV | 02/28/2022 | 0.00              | 0.00                   | 1,399,556.67         | 0.00           | 1,399,930.00    | 1,399,930.00        |
| 06366HD79                                 | 1,400,000.00  | 0.300  | 04/07/2022 | 0.00              | 0.00                   | 1,399,556.67         | 0.00           | 1,399,914.60    | 1,399,914.60        |
| 10184                                     | USAACP        | MARTIV | 03/01/2022 | 0.00              | 0.00                   | 1,498,512.50         | 0.00           | 1,499,055.00    | 1,499,055.00        |
| 90328BER8                                 | 1,500,000.00  | 0.420  | 05/25/2022 | 0.00              | 0.00                   | 1,498,512.50         | 0.00           | 1,498,617.00    | 1,498,617.00        |

Portfolio SARA

**San Antonio River Authority**  
**Texas Compliance Change in Val Report**  
**January 1, 2022 - March 31, 2022**

**Page 3**

| Inv #  | Issuer        | Fund   | Purch Date | Interest Accrual  | Beginning Book Value   |                      |                |                 | Ending Book Value   |
|--|---------------|--------|------------|-------------------|------------------------|----------------------|----------------|-----------------|---------------------|
| Cusip  | Par Value     | YTM    | Mat Date   | Interest Received | Beginning Market Value | Purchases/ Additions | Redemptions    | Change in Value | Ending Market Value |
| 10190  | COLFLX        | MARTIV | 03/03/2022 | 0.00              | 0.00                   | 499,169.44           | 0.00           | 499,431.25      | 499,431.25          |
| 19423KF33  | 500,000.00    | 0.651  | 06/03/2022 | 0.00              | 0.00                   | 499,169.44           | 0.00           | 499,257.50      | 499,257.50          |
| 10192  | COLCPV        | MARTIV | 03/04/2022 | 0.00              | 0.00                   | 423,885.56           | 0.00           | 424,150.00      | 424,150.00          |
| 19424JFW1  | 425,000.00    | 0.802  | 06/30/2022 | 0.00              | 0.00                   | 423,885.56           | 0.00           | 423,854.63      | 423,854.63          |
| 10195  | SANTCP        | MARTIV | 03/04/2022 | 0.00              | 0.00                   | 298,791.75           | 0.00           | 298,980.75      | 298,980.75          |
| 80285QHW3  | 300,000.00    | 0.813  | 08/30/2022 | 0.00              | 0.00                   | 298,791.75           | 0.00           | 298,533.00      | 298,533.00          |
| 10198  | TNOTE         | MARTIV | 03/04/2022 | 439.92            | 0.00                   | 351,941.41           | 0.00           | 351,729.07      | 351,729.07          |
| 912828TY6  | 350,000.00    | 0.826  | 11/15/2022 | 0.00              | 0.00                   | 351,941.41           | 0.00           | 350,793.10      | 350,793.10          |
| <b>Sub Totals For: Fund: Martinez IV Project</b> |               |        |            | 439.92            | 0.00                   | 4,471,857.33         | 0.00           | 4,473,276.07    | 4,473,276.07        |
|  |               |        |            | 0.00              | 0.00                   | 4,471,857.33         | 0.00           | 4,470,969.83    | 4,470,969.83        |
| <b>Fund: Pooled Fund</b>                         |               |        |            |                   |                        |                      |                |                 |                     |
| 10104  | TXPOOL        | POOL   | 05/03/2017 | 2,727.69          | 12,490,706.63          | 85,181,621.20        | 86,900,000.00  | -1,718,378.80   | 10,772,327.83       |
| 44979502   | 10,772,327.83 | 0.153  | / /        | 2,727.69          | 12,490,706.63          | 85,181,621.20        | 86,900,000.00  | -1,718,378.80   | 10,772,327.83       |
| 10105  | TXPRIM        | POOL   | 05/17/2017 | 21,349.65         | 66,967,005.86          | 30,021,349.65        | 63,000,000.00  | -32,978,650.35  | 33,988,355.51       |
| 59079502   | 33,988,355.51 | 0.271  | / /        | 21,349.65         | 66,967,005.86          | 30,021,349.65        | 63,000,000.00  | -32,978,650.35  | 33,988,355.51       |
| <b>Sub Totals For: Fund: Pooled Fund</b>         |               |        |            | 24,077.34         | 79,457,712.49          | 115,202,970.85       | 149,900,000.00 | -34,697,029.15  | 44,760,683.34       |
|  |               |        |            | 24,077.34         | 79,457,712.49          | 115,202,970.85       | 149,900,000.00 | -34,697,029.15  | 44,760,683.34       |
| <b>Fund: Salitrillo Project</b>                  |               |        |            |                   |                        |                      |                |                 |                     |
| 10179  | BKMONT        | SALI   | 02/28/2022 | 0.00              | 0.00                   | 2,299,271.67         | 0.00           | 2,299,885.00    | 2,299,885.00        |
| 06366HD79  | 2,300,000.00  | 0.300  | 04/07/2022 | 0.00              | 0.00                   | 2,299,271.67         | 0.00           | 2,299,859.70    | 2,299,859.70        |
| 10183  | USAACP        | SALI   | 03/01/2022 | 0.00              | 0.00                   | 2,397,620.00         | 0.00           | 2,398,488.00    | 2,398,488.00        |
| 90328BER8  | 2,400,000.00  | 0.420  | 05/25/2022 | 0.00              | 0.00                   | 2,397,620.00         | 0.00           | 2,397,787.20    | 2,397,787.20        |
| 10185  | RBCCP         | SALI   | 03/02/2022 | 0.00              | 0.00                   | 1,268,828.65         | 0.00           | 1,269,731.77    | 1,269,731.77        |
| 78013WJP6  | 1,275,000.00  | 0.871  | 09/23/2022 | 0.00              | 0.00                   | 1,268,828.65         | 0.00           | 1,265,568.83    | 1,265,568.83        |
| 10186  | TNOTE         | SALI   | 03/02/2022 | 1,205.36          | 0.00                   | 905,203.13           | 0.00           | 904,661.14      | 904,661.14          |
| 912828YW4  | 900,000.00    | 0.887  | 12/15/2022 | 0.00              | 0.00                   | 905,203.13           | 0.00           | 901,792.80      | 901,792.80          |

Portfolio SARA

**San Antonio River Authority  
Texas Compliance Change in Val Report  
January 1, 2022 - March 31, 2022**

| Inv #   | Issuer       | Fund  | Purch Date | Interest Accrual  | Beginning Book Value   |                      |                |                 | Ending Book Value   |
|---|--------------|-------|------------|-------------------|------------------------|----------------------|----------------|-----------------|---------------------|
| Cusip   | Par Value    | YTM   | Mat Date   | Interest Received | Beginning Market Value | Purchases/ Additions | Redemptions    | Change in Value | Ending Market Value |
| 10187   | TNOTE        | SALI  | 03/02/2022 | 1,367.40          | 0.00                   | 1,104,855.47         | 0.00           | 1,104,398.84    | 1,104,398.84        |
| 912828Z29                                       | 1,100,000.00 | 0.990 | 01/15/2023 | 0.00              | 0.00                   | 1,104,855.47         | 0.00           | 1,100,042.90    | 1,100,042.90        |
| 10188   | TNOTE        | SALI  | 03/02/2022 | 1,243.09          | 0.00                   | 756,796.88           | 0.00           | 756,214.29      | 756,214.29          |
| 912828UN8                                       | 750,000.00   | 1.047 | 02/15/2023 | 0.00              | 0.00                   | 756,796.88           | 0.00           | 752,666.25      | 752,666.25          |
| 10189   | COLFLX       | SALI  | 03/03/2022 | 0.00              | 0.00                   | 2,745,431.94         | 0.00           | 2,746,871.87    | 2,746,871.87        |
| 19423KF33                                       | 2,750,000.00 | 0.651 | 06/03/2022 | 0.00              | 0.00                   | 2,745,431.94         | 0.00           | 2,745,916.25    | 2,745,916.25        |
| 10191   | COLCPV       | SALI  | 03/04/2022 | 0.00              | 0.00                   | 2,219,165.56         | 0.00           | 2,220,550.00    | 2,220,550.00        |
| 19424JFW1                                       | 2,225,000.00 | 0.802 | 06/30/2022 | 0.00              | 0.00                   | 2,219,165.56         | 0.00           | 2,219,003.63    | 2,219,003.63        |
| 10194   | SANTCP       | SALI  | 03/04/2022 | 0.00              | 0.00                   | 1,991,945.00         | 0.00           | 1,993,205.00    | 1,993,205.00        |
| 80285QHW3                                       | 2,000,000.00 | 0.813 | 08/30/2022 | 0.00              | 0.00                   | 1,991,945.00         | 0.00           | 1,990,220.00    | 1,990,220.00        |
| 10196   | TNOTE        | SALI  | 03/04/2022 | 2,326.92          | 0.00                   | 2,208,679.69         | 0.00           | 2,207,599.55    | 2,207,599.55        |
| 912828YK0                                       | 2,200,000.00 | 0.730 | 10/15/2022 | 0.00              | 0.00                   | 2,208,679.69         | 0.00           | 2,202,835.80    | 2,202,835.80        |
| 10197   | TNOTE        | SALI  | 03/04/2022 | 2,011.05          | 0.00                   | 1,608,875.00         | 0.00           | 1,607,904.30    | 1,607,904.30        |
| 912828TY6                                       | 1,600,000.00 | 0.826 | 11/15/2022 | 0.00              | 0.00                   | 1,608,875.00         | 0.00           | 1,603,625.60    | 1,603,625.60        |
| <b>Sub Totals For: Fund: Salitrillo Project</b> |              |       |            | 8,153.82          | 0.00                   | 19,506,672.99        | 0.00           | 19,509,509.76   | 19,509,509.76       |
|   |              |       |            | 0.00              | 0.00                   | 19,506,672.99        | 0.00           | 19,479,318.96   | 19,479,318.96       |
| <b>Report Grand Totals:</b>                     |              |       |            | 121,199.92        | 139,779,432.17         | 344,081,247.00       | 321,376,413.55 | 22,447,082.78   | 162,226,514.95      |
|   |              |       |            | 91,188.14         | 139,473,043.62         | 344,081,247.00       | 321,376,413.55 | 20,856,011.56   | 160,329,055.18      |

Meeder Public Funds, Inc., is a registered investment adviser with the Securities and Exchange Commission (SEC) under the Investment Advisers Act of 1940. Registration with the SEC does not imply a certain level of skill or training. The opinions expressed in this presentation are those of Meeder Public Funds, Inc. The material presented has been derived from sources considered to be reliable, but the accuracy and completeness cannot be guaranteed.

Meeder provides monthly statements for its investment management clients to provide information about the investment portfolio. The information should not be used for audit or confirmation purposes. Please review your custodial statements and report any inaccuracies or discrepancies.

Certain information and data have been supplied by unaffiliated third parties. Although Meeder believes the information is reliable, it cannot warrant the accuracy of information offered by third parties. Market value may reflect prices received from pricing vendors when current market quotations are not available. Prices may not reflect firm bids or offers and may differ from the value at which the security can be sold.

Statements may include positions from unmanaged accounts provided for reporting purposes. Unmanaged accounts are managed directly by the client and are not included in the accounts managed by the investment adviser. This information is provided as a client convenience and the investment adviser assumes no responsibility for performance of these accounts or the accuracy of the data reported.

**Investing involves risk. Past performance is no guarantee of future results. Debt and fixed income securities are subject to credit and interest rate risk. The investment return and principal value of an investment will fluctuate so that an investors shares, when redeemed, may be worth more or less than their original cost. Current performance may be lower or higher than the performance data quoted.**

Investment advisory services are provided through Meeder Public Funds, Inc. Please contact us if you would like to receive a copy of our current ADV disclosure brochure or privacy policy.

**Meeder Public Funds  
Patterson Group**

Barton Oaks Plaza II  
901 S. MoPac Expy  
Suite 195  
Austin, Texas  
78746

800.817.2442