

Citizen Science

Litter Collection Chart – Class Page

Class: _____

Location: _____

Date: _____



Season (circle one): Fall Winter Spring Summer

Weather (circle all that apply): sunny clear cloudy windy rainy

Temperature: _____





When was the last day it rained? _____



Storm Drain Data Collection

What?	Picture of items	How much?
beverage bottles		
beverage cans		
beverage cups		
caps/lids		
straws		
plastic wrappers		

Adapted from Operation S.P.L.A.S.H. at OperationSplash.com



What?	Picture of items	How much?
plastic bags		
six-pack holders		
paper bags		
Fast food wrappers		
Other litter		

Other objects	How much?	
leaves		
sticks, twigs		
Other		

Total weight of litter removed: _____

Adapted from Operation S.P.L.A.S.H. at OperationSplash.com

